

TEAM GUIDE



2015 MINNESOTA VIKINGS





MINNESOTA VIKINGS MISSION STATEMENT

The focus of the Minnesota Vikings is to win World Championships and to create a world class organization that competes and operates consistently with core values in mind.

Integral to those core values is that everyone profoundly understands and appreciates that each and every member of the organization is critical to our success. The bar is set high and there is great respect for wanting to create a sports, entertainment and business product that our fans take great pride in and enjoy; and is admired throughout sports. In order to accomplish this mission, it is essential that we have people of good character and high integrity and who aspire to be the best in their unique roles:

“Winning with Integrity”

MINNESOTA VIKINGS AT A GLANCE

Founded	January 28, 1960
First Season.....	1961
Team Facility	Winter Park
.....	9520 Viking Drive, Eden Prairie, MN 55344
Stadium.....	TFC Bank Stadium, University of Minnesota
Capacity.....	52,000
Playing Surface.....	Field Turf
Super Bowl Appearances.....	Super Bowl IV, VIII, IX, XI
Division Championships (18)	1968, 1969, 1970, 1971, 1973, 1974, 1975, 1976, 1977, 1978,
.....	1980, 1989, 1992, 1994, 1998, 2000, 2008, 2009
Playoff Appearances (27)	1968, 1969, 1970, 1971, 1973, 1974, 1975, 1976, 1977, 1978,
.....	1980, 1982, 1987, 1988, 1989, 1992, 1993, 1994, 1996, 1997, 1998, 1999, 2000, 2004, 2008, 2009, 2012
All-Time Record (regular season & playoffs).....	457-401-10

2015 MINNESOTA VIKINGS

OFFICIAL TEAM GUIDE

Kickoff 2015

U.S. Bank Stadium.....	3-8
Vikings Children's Fund.....	9
Vikings Community Relations.....	10-13
Vikings Youth Football.....	14

Executives

Zygi Wilf.....	16
Mark Wilf, Leonard Wilf.....	17-18
Ownership Partners.....	19
Rick Spielman.....	20
Chief Operating Officer.....	21
Vikings Executive Vice Presidents.....	22-25

Coaching Staff

Head Coach Mike Zimmer.....	28-30
Assistant Coaches and Staff.....	31-53

Vikings Personnel/Scouting Staff

George Paton.....	56
Ryan Monnens/Jamaal Stephenson.....	57
Vikings Scouting and Personnel Staff.....	58-64

Support Staff.....

	65-76
--	-------

Players

Veterans.....	80-174
Rookies and Free Agents.....	176-184
Vikings Numerical Roster.....	185

2014 Season Review

Regular Season Statistics.....	188
Regular Season Defensive Statistics.....	189
Participation Chart.....	190
Game-By-Game Starters.....	191
The Last Time.....	192
2014 NFL Standings.....	193
NFL Teams of the Decades.....	194

Records

Attendance Records.....	196
All-Time Leaders.....	197-204
Individual Records.....	205-211
Rookie Records.....	212-213
Vikings Big Days Rushing/ Passing/Receiving.....	214-216
All-Time Scoring.....	216-219
All-Time Starting QB.....	219
All-Time Passing/Receiving/Rushing.....	220-223
Touchdowns by Season.....	223
Team Records.....	224-227
Opening Day Results/Highs.....	228
Final NFL Offensive/Defensive Rankings.....	229

Playoff Records

All-Time Playoff Leaders.....	230
Big Days/Playoffs.....	230
Individual Playoff Records.....	231
Team Playoff Records.....	232-233

History

Vikings Lore.....	237-240
Vikings Coaching History.....	241-242
Results: Year-by-Year.....	243-249
Vikings All-Time Records.....	250
Overtime Games.....	250
Primetime/Thanksgiving Games.....	251
Series Standings.....	252-254
Vikings Alumni.....	255-258
Vikings All-Time Games Played/Started.....	259
Vikings All-Time Drafts.....	260-263
Pro Football Hall of Fame.....	264-265
Vikings Ring of Honor.....	266-268
Retired Jersey Numbers.....	269
Korey Stringer Good Guy Award.....	269
Ed Block Courage Award.....	269
All-Time Players/Week/Month.....	270-271
Vikings All-Time Honors.....	272-273
Pro Bowl Honorees.....	273
Year-by-Year.....	274-276
Super Bowl Results.....	277
Homes of the Vikings.....	278

Extra Points

2015 Vikings Training Camp.....	280
Vikings Preseason Television.....	280
Vikings Radio Network.....	281
Vikings Media Policy.....	282
2015 NFL Schedule.....	283-284
Vikings Schedule.....	288

The Minnesota Vikings 2015 Official Team Guide is a production of the Minnesota Vikings Public Relations Department. Cover and inside page design by Erin Swartz, Alicia Dryer and Taylor Jacobson. Printing and layout by Bolger Vision Beyond Print, Minneapolis, MN. Design and Technical Support - Bill Doll, De Schara, Monica Smith and the Bolger staff. Inside photography by Steve Smith, Rick Kolodziej, Brad Madson, Steve Lucas, Andy Kenutis and Craig Odegard. Editor - Tom West. Editorial Assistants - Bob Hagan, Jeff Anderson, Jon Ekstrom, Sam Newton, Travis Langer, Zach Royle, Craig Peters, Mike Wobschall, Daniel Ricci and Keith Grinde.

U.S. BANK PARTNERS FOR STADIUM NAMING RIGHTS

On June 15, 2015, U.S. Bank, the fifth-largest commercial bank in the United States, and the Minnesota Vikings announced a 20-year partnership and introduced "U.S. Bank Stadium". The announcement highlighted two prominent and storied Minnesota institutions coming together with a focus on strengthening the economic and social well-being of the state and surrounding communities.

"The Minnesota Vikings are a treasure for all citizens of Minnesota and our surrounding states to embrace, enjoy and enthusiastically support," said Richard Davis, chairman, president and CEO, U.S. Bank. "As Minnesota's hometown bank, U.S. Bank has been investing in the financial futures of individuals, families, small businesses and large enterprises for more than 150 years. Today, it is our privilege to make this new investment in the Vikings and the entire state of Minnesota. We look forward to U.S. Bank Stadium being a place that will drive economic vitality in Minneapolis-St. Paul, as well as a place where friends and families will create lasting memories celebrating civic pride and the competitive accomplishments of the Minnesota Vikings."

"On behalf of the entire Minnesota Vikings organization, we would like to thank Richard and the 67,000 U.S. Bank employees for their belief in, and support of, the Vikings and this new stadium and for the commitment they make in the economic and social well-being of Minnesota and its citizens every day," said Vikings Owner/President Mark Wilf. "We are proud to partner with a storied and respected Minnesota institution to introduce both U.S. Bank Stadium and the Places to Play program, both of which will serve as assets for the entire Minnesota community."




"Securing a prominent Minnesota company with a long history in the state as the naming rights partner for this stadium continues the effort of promoting and supporting Minnesota businesses and individuals with this project," said Minnesota Sports Facilities Authority Chair Michele Kelm Helgen. "With its hundreds of events annually, U.S. Bank Stadium will be an asset to Minneapolis-St. Paul and the entire state."

Reinforcing both U.S. Bank's and the Vikings commitment to youth and the community, the partners also announced a \$1,000,000 investment into locations across the state where Minnesota children will play through the "Places to Play" program. The Places to Play program is a state-wide, grant-making initiative focused on investments in community facilities that contribute to the quality of life including parks, playgrounds, trails and athletic facilities. For the next several years, U.S. Bank and the Vikings will make grants totaling \$250,000 annually to improve and enhance public venues across the state of Minnesota. Communities can apply for the grants beginning in September 2015 and winners will be selected by the Places to Play advisory committee.

Davis added: "At U.S. Bank, we believe that we are only as strong and vibrant as the communities we serve and we are deeply committed to helping Minnesotans reach their full potential financially and in their quality of life. The recreational and play spaces across the 87 counties in Minnesota are simply one example of catalysts for turning potential into promise and promise into exceptional achievement. Joining forces with the Vikings as the naming partner for U.S. Bank Stadium gives us the platform and the responsibility to make great things happen for the youth of Minnesota. We are excited for the kickoff of the Places to Play initiative, as well as the kickoff of the Vikings 2016 season. Skol, Vikings!"

Wilf added: "The Vikings have never wavered in our commitment to the physical well-being of Minnesota's children. The partnership with U.S. Bank is a natural fit as both the Vikings and U.S. Bank are strong community advocates who care about similar charitable causes throughout the state of Minnesota, particularly as it relates to children. The Places to Play initiative is the next step in that continued commitment, and we look forward to launching the program later this year."



U.S. BANK STADIUM SET TO OPEN IN JULY 2016



Following the passage of stadium legislation in both the Minnesota House and Senate on May 10, 2012, the Vikings and the Minnesota Sports Facilities Authority (MSFA) immediately began the design and construction process in order to achieve a 2016 stadium opening. Through a public RFP process, the two parties jointly selected HKS Sports & Entertainment as the stadium architect and Minnesota-based Mortenson Construction as the construction manager. Both have extensive experience in their respective areas with professional sports facilities, with HKS having designed Cowboys Stadium and Lucas Oil Stadium, and Mortenson having built Target Field, TCF Bank Stadium, Xcel Energy Center and Target Center.

With the architect and builder on board, the Vikings and the MSFA unveiled the new stadium design on May 13, 2013, a fitting celebration almost exactly one year after Governor Mark Dayton signed the stadium bill into law on May 14, 2012. The bold, iconic design received high marks from the general public and state leaders for its progressive look and its openness to the surrounding neighborhoods.

Vikings fans also raved about the new design and the stadium's unique features, including the largest transparent ethylene tetrafluoroethylene (ETFE) roof in the nation and five of the largest glass pivoting doors in the world that will open to the downtown skyline. With the stadium's openness, fans will experience an outdoor feel in a climate-controlled environment. Vikings fans will also be closer to the action than any NFL stadium in the country, with the closest fans sitting just 41.5 feet from the sideline. Seven levels, including two general admission concourses with 360-degree circulation and various views into the bowl, will be connected with escalators, elevators, stairs and a continuous ramp. Two of the largest and highest-quality HD video boards in the NFL will be located in both the east and west end zones, and approximately 2,000 HD flat screen televisions will be distributed throughout the concourses.

Groundbreaking for the new 66,000+-seat stadium took place on December 3, 2013, followed by the demolition of Mall of America Field in the spring of 2014.

Since stadium legislation passed, the Vikings/Wilfs have increased the team/private investment by nearly \$100 million and are now closing in on \$600 million committed to the project.

Stadium Site:

- * Downtown East - Minneapolis, MN.
- * Access from I-35W and Hwy I-94.
- * Light Rail Transit access.
- * 33-acres.
- * Access points to city and stadium on all four sides.
- * Two-plus acre plaza opening to downtown Minneapolis.
- * Parking ramps with skyways connected to downtown core.
- * Expanded tailgating zone in Minneapolis.

Stadium Exterior:

- * Bold, iconic design unique to Minnesota.
- * Fixed roof with largest span of transparent ethylene tetrafluoroethylene (ETFE) in country.
- * Lightest and most efficient roof structure in nation.
- * Five of the largest pivoting glass doors in the world that will open to the fan plaza.
- * Zinc metal panels, glass and glazed curtain wall.

Stadium Interior:

- * 66,200 seats, expandable to 70,000 for Super Bowl.
- * 131 suites and 8,200 club seats, including field-level suites.
- * Some of the closest seats and suites to the game action in any NFL stadium.
- * Seven levels connected by stairs, ramp, escalators and elevators.
- * Two concourses with 360-degree circulation and various views into the bowl.
- * Highest quality HD video boards located in both east and west end zones; approximately 118x50 feet.
- * Over 2,000 HD flat screen TVs located throughout.
- * Large public gathering spaces inside and outside of stadium.
- * Transparent, open structure connecting fans to outdoors in climate-controlled environment.
- * Concourses twice as wide as Metrodome/Mall of America Field.
- * More than twice as many restrooms.
- * Increased and enhanced concessions.
- * Accessibility for people with disabilities.
- * Ample space for pre-game events/activities.
- * Vikings team store and Hall of Legends.

U.S. BANK STADIUM SET TO OPEN IN 2016

ETFE Q&A

What is ETFE?

ETFE is a co-polymer resin that is extruded into a thin film. Originally created by the space industry, the plastic-like material is transparent but can be treated to be translucent, is extremely light-weight, very durable and resistant to corrosion.

What is the life/longevity of ETFE?

ETFE does not degrade with exposure to UV light, atmospheric pollution, harsh chemicals or extreme temperatures. The material has withstood extensive testing within extreme environments and is expected to have a 30-50 year life expectancy while requiring minimal maintenance.

How does ETFE handle weight/pressure?

Despite its weight (1/100 the weight of glass), ETFE handles snow/wind loads very well. In sheet form, it can stretch three times its length without losing elasticity.

How do you clean ETFE?

ETFE systems are extremely low maintenance. The surface of the foil is non-stick and non-porous, which allows the natural action of rain to clean the surface. Deposits of dirt, dust and debris remain unattached and are washed away with moisture, meaning ETFE effectively self-cleans with virtually no need to clean externally.

NEW STADIUM ETFE FACTS

- * Largest translucent ETFE roof in North America, spanning more than 240,000 square feet.
- * Only stadium in the nation with clear ETFE roof.
- * ETFE will comprise 60% of the entire roof.
- * ETFE material will cover 60% of the field but angle of roof will allow sunlight over entire field.

**FOR THE LATEST STADIUM INFORMATION,
VISIT USBANKSTADIUM.COM.**

U.S. BANK STADIUM TIMELINE

2012

- May 10 - Stadium legislation passes.
- May 14 - Governor Mark Dayton signs stadium bill.
- May 25 - Minneapolis City Council provides local approval.
- June - Minnesota Sports Facilities Authority is established:
 - Michele Kelm-Helgen, Chair
 - John Griffith, Target Corporation
 - Duane Benson, former NFL player and state legislator
 - Barbara Butts-Williams, Capella University
 - Bill McCarthy, Minneapolis Regional Labor Federation
- September 28 - HKS Sports & Entertainment Group is selected as stadium architect.
- October - Vikings & MSFA host series of public listening sessions throughout Minnesota on new stadium design.

2013

- February 15 - Mortenson Construction is selected as construction manager.
- May 13 - Vikings, MSFA and HKS unveil new stadium design.
- Fall - Stadium Guaranteed Maximum Price is established.
- Fall - Minneapolis Super Bowl Committee is formed.
- December 3 - Stadium groundbreaking occurs and construction begins.
- December 29 - Final game played at Mall of America Field.

2014

- January 18 - Metrodome's power is turned off for final time.
- February-April - Metrodome is demolished.
- March - Vikings Stadium Preview Center opens.
- May 20 - Super Bowl LII (Feb. 2018) is awarded to Minnesota.
- August 8 - Vikings kick off first season at TCF Bank Stadium.
- November 14 - 2019 Men's Basketball Final Four is awarded to Minnesota.

2015

- June 15 - U.S. Bank and Vikings announce stadium naming rights partnership.
- August 15 - Vikings kickoff second season at TCF Bank Stadium.
- November - Stadium is fully enclosed.

2016

- July - New stadium opens.
- August - Vikings kick off opening season in new stadium.





STADIUM DETAILS

EXTERIOR

- Bold, iconic design unique to Minnesota.
- Fixed roof with largest span of transparent ETFE in the country.
- Lightest & most efficient roof structure in nation.
- Five large glass pivoting doors on west side.
- Zinc metal panels, glass & glazed curtain wall.

INTERIOR

- 66,200 seats, expandable to 70,000 for Super Bowl.
- 131 suites & 8,200 club seats, including field-level suites.
- Closest seats & suites to the game action of any NFL stadium.
- Seven levels connected by stairs, ramp, escalators & elevators.
- Two concourses with 360-degree circulation & various views into the bowl.
- Highest quality HD video boards located in both east & west end zones.
- 2,000 HD flat screen TVs.
- Transparent, open structure connecting fans to outdoors in climate-controlled environment.
- Increased & enhanced concessions, wide concessions & ample restrooms.
- Accessibility for people with disabilities.
- Large public gathering spaces & ample space for pre-game events/activities.
- Vikings Hall of Legends & team store.

STADIUMS BY THE NUMBERS

MALL OF AMERICA FIELD	FACTS	U.S. BANK STADIUM*
1982	Year Opened	2016
\$55 million	Cost to Build	\$1.082 billion
900,000	Stadium Square Footage	1,750,000
3	Seating/Club/Suite Levels	6
64,000	Total Seating Capacity	66,200 (expandable to 70,000)
243	Club Seats	8,200
1	Club Lounges	7
87	Suites	131
190	Wheelchair & Companion Seats	690
0	Vikings Hall of Legends	1
0	Team Retail Stores	2
0	Restaurant	1
24 feet avg.	Concourse Width	32-50 feet
435	Restroom Fixtures	979
313 (231 fixed)	General Concession Points of Sale	430 (336 fixed)
2/646	Videoboard/Total Square Footage	2/12,560
280	Hi-Definition TVs	2,000
No	LED Lighting	Yes
No	Wireless Internet	Yes
3	Elevators	11
0	Escalators	33
0	Interior Pedestrian Ramp	1
546	Premium Parking Spaces	2,500

* Numbers based on the current stadium design.



VIKINGS RETURN TO THE ELEMENTS

In May 2013, the University of Minnesota and the Vikings agreed to terms on a Facility Use Agreement that allows the Vikings to use TCF Bank Stadium for the 2014 and 2015 NFL seasons.

The use agreement stipulated that the Vikings reimburse the University for the \$6.6 million in stadium capital improvements, as well as all game-day operational expenses. In addition, the Vikings will pay the University a per-game rent of \$250,000 for the 2014 and 2015 seasons, with minimal increases if additional seasons were to be required. The team will also share \$50,000 per game in concessions, advertising and sponsorship revenue. In total, the Vikings will pay the University \$300,000 per game, with a maximum of \$3 million for each NFL season.

The agreement also included the creation of a Minnesota Vikings Good Neighbor Partnership Fund, which was established and administered through the existing University Good Neighbor Fund. The Vikings will contribute \$125,000 per NFL season, a combination of cash and in-kind contributions, to the Partnership Fund, which will be used to implement tangible and visible projects to the nearby neighborhoods and businesses during the years the Vikings play at TCF Bank Stadium.

The Facility Use Agreement stipulates the following:

Lease Duration/Scheduling Restrictions

- The Vikings are expected to play at TCF Bank Stadium for the 2014 and 2015 seasons, but the agreement allows for use through the 2017 season with proper notification.
- A standard NFL season includes 10 football games (two preseason and eight regular season games), plus any home playoff games.
- TCF Bank Stadium will be available for Sunday games as well as for Saturday games when there is not a conflict with a scheduled Gopher football home game. The Vikings may play one weeknight game per season when University classes are not in session and on a date approved by the University.
- The Vikings will work with the NFL to minimize conflicts with the University's academic calendar, intercollegiate athletic activities and other campus events.

Compensation

- Along with reimbursing the University for all Vikings game day expenses, the team will provide \$3 million annually in compensation:
- \$250,000 rent per game.
- \$50,000 share of concessions, advertising and sponsorship revenue per game.

Capital Improvements

- Certain improvements to TCF Bank Stadium are necessary for winter stadium operation and to meet specific NFL mandates, including:
- Installation of new turf and an appropriate heating element for the playing surface to be determined by Vikings and University officials.
- Installation of heat trace pipe to ensure cold weather plumbing functionality.
- Installation of 1,800 temporary seats in the western end zone plaza.
- Modification of existing video platform to meet NFL broadcast requirements.
- Installation of additional insulation in various locations around TCF Bank Stadium.
- Built-out storage space within TCF Bank Stadium.

Alcohol Sales

- Alcohol sales and consumption is allowed in TCF Bank Stadium on Vikings game days, subject to Board of Regents policies and restrictions.

Tailgating

- Tailgating is allowed in parking lots designated by the University under the same rules in effect for University football game days.



U.S. BANK STADIUM AWARDED MAJOR EVENTS

Prior to opening its doors, U.S. Bank Stadium has already been awarded two major events - Super Bowl LII in 2018 and the 2019 NCAA Men's Final Four - and is strongly in the running for a third, the College Football Playoff in 2020.

After being selected as one of three finalists to host Super Bowl LII In February 2018, the Minnesota Super Bowl Bid Committee delivered a successful presentation to all 32 NFL owners during the NFL's Spring League Meetings in Atlanta and was awarded the game on May 20, 2014. Centered on the theme, "Built for the Bold," the presentation highlighted the new, iconic and bold stadium as a centerpiece and included the many bold moves Minnesotans have made in creating a destination that is ready to host the world's biggest game.

"We are thrilled to bring the Super Bowl back to Minnesota," said Richard Davis, chief executive officer of U.S. Bank and bid committee co-chair. "We succeeded in making the best case to the NFL owners by pointing out the many strengths our region offers - a tremendous entertainment and hospitality industry, 19 Fortune 500 companies, great airport and strong connectivity with both our light rail and skyway systems, and perhaps most important, a new, iconic stadium that will be among the best in the country."

"We appreciate the collaborative effort from Minnesota's business and community leadership in putting together this winning bid," said Vikings Owner/President Mark Wilf. "It was evident to me and my brother Zygi that the other NFL owners were extremely impressed with everything Minnesota has to offer, and we have no doubt they will be even more excited with what the community will deliver in February 2018."

"The Super Bowl is the most-watched annual event in the world," said Doug Baker, chief executive officer of Ecolab and bid committee co-chair. "This unprecedented audience, along with the 100,000 people who come to experience it in person, will see this vibrant, engaged community that celebrates all that winter can be when we showcase everything from outdoor activities on Nicollet Mall's Super Bowl Boulevard to an ice palace at the St. Paul Winter Carnival. We plan to set the bar high for all northern destinations that host the Super Bowl."

"I'm most excited by the opportunity to show the world our community's remarkable legacy project that will enhance the lives of Minnesota's children and set a precedent for the future of the game with a \$2 million commitment," said Marilyn Carlson-Nelson, former chair and chief executive officer of Carlson Companies and bid committee co-chair. "It's also a joy to know that the 29,000 hospitality workers in Minneapolis and many more throughout the region will be able to welcome the world to our state once again in 2018. The innovation, hospitality and boldness that are Minnesota will leave a mark on the NFL and the Super Bowl for many years to come."

In addition to Super Bowl LII, the NCAA awarded the new stadium the 2019 Men's Final Four on November 14, 2015. This will mark the third time that the NCAA Final Four has taken place in the state of Minnesota with the Hubert H. Humphrey Metrodome hosting the event in 1992 and 2001.

"Strong public-private collaboration, along with an outstanding stadium design, has allowed Minnesota to already secure two of the world's largest sporting events, both of which will offer unique opportunities to showcase this region on a national and international stage," said Vikings Owner/President Mark Wilf.

Minnesota has submitted a bid to host the College Football Playoff in 2020. A decision on that game's location will be made in November 2015.



There have been many changes on and off the field for the Minnesota Vikings since the team's inception, but the organization's steadfast commitment to children has always remained the same.

In light of the organization's commitment to community, the Vikings Children's Fund (VCF) was established in 1978 and has since raised over \$10 million to give back to those in need. The VCF is a means for Vikings players, coaches, alumni, cheerleaders, staff and their families to focus their community support to help children.

The VCF distributes grants to health, education and family services organizations benefiting children.

In 2014 the VCF provided nearly 80 grants to nonprofit organizations and has donated more than \$5 million to support the University of Minnesota Department of Pediatrics, which boasts highly-skilled pediatricians and excels in break-through research.

To learn more about the VCF - or to make a donation - please call Patrick Leopold at (952) 828-6500. If your charitable organization is interested in applying for a VCF grant, log on to Vikings.com/community to download a grant application form. Grant applications need to be mailed by the end of March each year for fall awards.

VIKINGS CHILDREN'S FUND FACTS AND FIGURES

- The University of Minnesota Department of Pediatrics has been awarded over \$5 million to support research fighting childhood diseases.
- The Vikings Children's Fund supported nearly 80 organizations in 2014.
- The Vikings Children's Fund has supported over 300 child-related organizations across Vikings country since the inception in 1978.



The Vikings have a long-standing tradition of cooperation and progress in the areas of child and family health with the University of Minnesota. Players visit the UofM Masonic Children's Hospital and sponsor special events for patients.

VIKINGS IN THE COMMUNITY

THE MINNESOTA VIKINGS "ON THE FIELD AND IN THE COMMUNITY - YOUR SPECIAL TEAM"

The Minnesota Vikings are more than a football team. The coaches, players, alumni and staff are your neighbors. Their wives or husbands may be your co-workers. Their children attend school with your children. The Vikings are a part of our community. Many schools, hospital charities and civic groups have been impacted by player involvement, staff participation and family volunteerism.

The Vikings organization is your neighbor too, as a corporate citizen actively involved in policy and service to Minnesota. The Vikings community relations department and Vikings Children's Fund handle a broad range of requests including player appearances, in-kind donations, partnering with non-profit groups on fundraisers, the production of public service announcements and team philanthropy. Since its inception in 1978, the VCF has donated more than \$5 million to the University of Minnesota Department of Pediatrics. The VCF has maintained a commitment to youth and families by distributing funds toward youth development, family services and education support- a total of more than \$10 million given back to our community.

VIKINGS IN THE COMMUNITY

CLOCKWISE: Vikings WR Jarius Wright joined teammates to support Brian Robison's Shop with a Jock program for young people from the Harold Mezile North Community YMCA Teen and Enrichment Center in Minneapolis...Vikings WR Adam Thielen and teammates promote healthy eating and lifestyle to elementary school students through several Play 60 events that encourage kids to be active for 60 minutes a day. Thielen and teammates visited the United Way Hometown Huddle at Richard R. Green Central School to promote fitness and literacy. A true Minnesota Viking, Thielen is a native of Detroit Lakes, MN and is a graduate of Minnesota State University. He is active with several community initiatives in his hometown and the Twin Cities...Harrison Smith tried his skills as a pitcher when he welcomed Big Brothers Big Sisters of the Greater Twin Cities to the Vikings Winter Park facility for the debut of his Kickball Classic. Smith has been a regular supporter of Vikings Children's Fund events such as the Arctic Blast Snowmobile Ride and the VCF Golf Tournament.





VIKINGS IN THE COMMUNITY

CLOCKWISE: Vikings CB Marcus Sherels and teammates visited the Shriners Hospital for Children-Twin Cities as part of a Play 60 for All Kids event. The Vikings visitors learned firsthand the difficulties and challenges kids face when they wore prosthetic arms for various competitions...The Vikings welcomed youngsters to the Winter Park facility for a day of teaching and competing in football skills as part of the Mini Vikings Kids Club Mini Combine in 2015...Kyle Rudolph helped spread some holiday cheer and connected with youth through the Mall of America's Gift A Day Giveaway in 2014. Rudolph is active in the Twin Cities community through the Muscular Dystrophy Association's Muscle Team and he has teamed with Starkey Hearing Foundation to give the gift of hearing to those in need.





VIKINGS IN THE COMMUNITY

CLOCKWISE: Vikings C John Sullivan is one of the most respected players in the Twin Cities community and active through several of his own and team initiatives supporting children's health, veterans affairs and fighting animal abuse. Sullivan made his regularly scheduled KFCN radio appearance on the Vikings flagship station at the Mall of America during the 2014 holiday season to help bring attention to the Toys For Tots drive...The Vikings 2014 Man of the Year and NFLPA Whizzer White Award winner was LB Chad Greenway. He is only the 2nd Vikings player to earn the prestigious NFLPA award but his outreach efforts in the Twin Cities are well known. Greenway and teammates annually adopt families during the holidays and welcome them to a practice to share the holiday spirit... Current and alumni Vikings players joined breast cancer survivors for the American Cancer Society's Crucial Catch-Making Strides luncheon at Wildfire Restaurant in Eden Prairie to help raise awareness of the disease and promote early detection.





VIKINGS IN THE COMMUNITY

CLOCKWISE: The Vikings marched into the Minnesota Veteran's Administration Medical Center near Veteran's Day to thank the residents for their service, visit with vets and share stories...Phil Loadholt is instantly recognizable for his large stature but equally as impressive is his large heart when it comes to giving back to the Twin Cities. Loadholt has been active with the Vikings Children's Fund since his rookie season and hosts the annual Bowl with the Vikings fundraiser. Loadholt also took part in the VCF's Artic Blast Snowmobile Rally and takes part in U of M Masonic Children's Hospital events...The Vikings held their 10th annual Playground Build in June 2015 while partnering with KaBoom! and Toro. The playground was built in Falcon Heights to benefit the local school and community. Despite rainy weather interrupting the building activities, the entire Vikings team, coaches and staff took part in the day, visiting Falcon Heights Elementary to encourage students to focus on learning and exercise throughout the year.



VIKINGS YOUTH FOOTBALL

The Vikings Youth Football mission statement is to grow, support and promote youth football through fair play, health/safety and academics. Innovative programs reach youngsters through the High School Player Development 7-on-7 Tournament, Youth Football Camps, USA Football Coaching School, equipment and field grants, the Vikings All-State Football Team, Minnesota Mr. Football, the High School Coach of the Week Program and the High School Coach of the Year. The Vikings are on the forefront of the USA Football Heads Up camps that teach youth players, parents and coaches the proper technique to make football safe and fun.

MINNESOTA VIKINGS HIGH SCHOOL COACH OF THE WEEK:

The Minnesota Vikings and WCCO-TV teamed up to select top Minnesota high school football coaches to honor through the "Vikings High School Coach of the Week" program. The coaches were selected based on their outstanding leadership both on and off the field. Eden Prairie High School coach Mike Grant was chosen from a pool of coaches nationwide in 2013 to win the Don Shula NFL High School Coach of the Year, an award he was presented by Roger Goodell during Super Bowl XLVIII festivities in New York.



CLOCKWISE: The Vikings welcomed mothers of youth football players to Winter Park for a Heads Up Football seminar to raise awareness of safety in the game...Supporting youth football teams throughout the state, former Vikings LB and new Youth Football Manager E.J. Henderson works with coaches and players to help them learn the game the right way...The Vikings played a key role securing a new field grant for Minneapolis Edison High School's Pete Guzy Field through the NFL's Grassroots Program.





EXECUTIVES



ZYGI WILF

OWNER/CHAIRMAN

Zygi Wilf enters into his 11th season as an owner of the Minnesota Vikings. The Wilf family has transformed the organization since the onset of purchasing the club in 2005. Zygi and his brother Mark's continued focus has been on creating a world class organization that can consistently win and sustain success while providing fans the best fan engagement experiences in the NFL and making a positive impact on the Minneapolis/St. Paul community and the State of Minnesota.

One of the most significant developments in their history is the new state-of-the-art stadium that will be completed and opened in 2016. As the largest construction project in state history, the new stadium will also create thousands of jobs and have a significant economic impact on the region, both during construction and as a multi-use facility capable of hosting more events than any stadium in the country. Under Zygi's stewardship, the franchise delivered a historic public-private partnership to build the multi-use stadium that will serve as the centerpiece of an economic development package for the state and region and a transformation of East Downtown. Since passing legislation in 2012 that included a \$477 team/private contribution, the Wilfs have since guaranteed an additional \$74 million toward the project as they remain committed to investing in the state's economy and dedicated to providing a world-class showcase for Minnesota's sporting future.

Another of their most compelling achievements came on the heels of the December 2013 new stadium ground breaking, as Minnesota defeated New Orleans and Indianapolis in a bid to bring Super Bowl LII to the new stadium in February 2018. Wilf served as Honorary Co-Chair of the Minnesota Super Bowl Bid Committee and led a determined campaign focusing on conversations with NFL Commissioner Roger Goodell and other NFL owners and creating terrific collaboration with Minneapolis business and civic leaders in their efforts. The result was Minnesota being named host of Super Bowl LII on February 4, 2018 over the other finalists - New Orleans and Indianapolis. Minnesota will host the event for the second time, the previous being Super Bowl XXVI on January 26, 1992, and Wilf will continue to serve as Honorary Co-Chair of the Minnesota Super Bowl Host Committee.

Over the last eight years, the team has continued to pave a path critical to their core values, enhancing their already strong reputation as an NFL leader in community relations activities. Zygi and the Vikings fully embrace what the Vikings mean to the fabric of the Minneapolis/St. Paul region and are heavily involved in business and civic endeavors and have a particular dedication to children's health issues. This past February, Zygi and his brother Mark donated \$5 million to the University of Minnesota to create the Wilf Family Center. The Center, designed to be the intellectual center of children's health care in the Midwest, will have an impact extending far beyond the region's borders.

In addition, Mark and Zygi and the Wilf Family Foundation have provided significant grants and donations to numerous charitable causes throughout the state of Minnesota and have also made a positive impact through their donations around the world.

Zygi and Mark lead an ownership group that closely mirrors the structure by which they have led their business ventures with Garden Homes Development, a nationwide leader in retail, commercial and private residential development. Joining Zygi in the Vikings venture are his brother, Mark, cousin, Leonard, son, Jonathan, and nephew, Jeffrey, along with associates from outside the family.

The journey for Wilf from avid New York Giants fan sitting in the bleachers of Yankee Stadium in the 1960s to taking over the leadership of one of the NFL's proudest franchises has been marked by bold and well-founded business decisions, commitment to family and employees, and dedication to community. Wilf was recognized in 2013 with the Fritz Pollard Alliance's Tank Younger Award in honor of his commitment to hiring and promoting minority candidates on the football and business side of the Vikings franchise.

Wilf, the son of Joseph and Elizabeth Wilf, emigrated with his parents from Europe to the United States in the early 1950s and settled in New Jersey. He attended nearby Fairleigh Dickinson University, earning a bachelor's degree in economics and later graduated from New York Law School in Manhattan. Wilf, and wife, Audrey, have four children.



Zygi Wilf presented Head Coach Mike Zimmer with the game ball for his 1st career win in the 2014 opener at St. Louis. The Vikings posted the most improved defense in the NFL in 2014 and have a core of talented young players to build on in 2015.



MARK WILF

OWNER/PRESIDENT

Heading into his 11th season of ownership, Vikings Owner/President Mark Wilf has led a transformation of the Minnesota Vikings organization. Wilf, along with his brother Zygi, oversees the management and strategic planning of every department within the Vikings. Most recently, Wilf led two of the most significant initiatives in the team's history with the stadium development project and the successful bid to bring Super Bowl LII to Minnesota, both creating a significant impact on the community and state.

The Wilfs have dedicated their focus to three primary areas since taking ownership of the Vikings in 2005: building a winning football team and bringing a Championship to Minnesota, providing the best game day experience possible for Vikings fans, and positively impacting the Minneapolis-St. Paul community and the entire state of Minnesota. The Wilfs have made strides in all facets, including establishing what will be one of the best game day experiences in the NFL following the construction of a state-of-the-art, multi-use stadium in downtown Minneapolis. The stadium, which gained state approval in May 2012, is set to open in 2016 and will give Vikings fans one of the most premiere stadiums in the country in which they can continue the proud tradition of an imposing home-field advantage.

As the largest construction project in state history, the new stadium is also creating thousands of jobs and having a significant economic impact on the region, both during construction and as a multi-use facility capable of hosting more events than any stadium in the country.

Prior to the stadium's opening, the facility has already secured two of the world's marquee sporting events - the Super Bowl and the NCAA Final Four. Wilf served as Honorary Co-Chair of the Minnesota Super Bowl Bid Committee and spearheaded conversations with NFL Commissioner Roger Goodell and other NFL owners which led to Minnesota being named host of Super Bowl LII in February 2018. Minnesota will host the event for only the second time, the previous being Super Bowl XXVI on January 26, 1992. Wilf now serves as Honorary Co-Chair of the Minnesota Super Bowl Host Committee.

Wilf embraces his role as a steward of the franchise and understands that the Vikings have been a valuable part of the fabric of life in the region since 1961. Philanthropy has been ingrained in the Wilf family for generations and Mark and Zygi have brought that same commitment and involvement to Minnesota, with a particular dedication to children's health, most notably with their recent \$5 million donation to

the University of Minnesota Masonic Children's Hospital to create the Wilf Family Center. The Center is designed to be the intellectual center of children's health care in the Midwest, with impact extending far beyond the region's borders.

In addition, Mark and Zygi and the Wilf Family Foundation have provided significant and impactful grants and donations to numerous charitable causes throughout the state of Minnesota. Under the Wilfs, the Vikings have implemented multiple community initiatives, including the Annual Playground Build in a neighborhood of need and the Second Harvest Heartland Summer Lunch Program, which has helped supply more than two million meals to under served children during the summer months. Mark created the Annual Playground Build and it has become a tremendous Vikings tradition. The Wilfs have actively encouraged every player on the roster to take part in team community service events and in nine of the 10 previous seasons, all 53 players have participated in Vikings community outreach.

A longtime supporter of the Jewish community, Mark and his family are among the largest financial supporters of Yad Vashem, the Holocaust memorial museum in Israel. Mark has previously served as the National Campaign Chairman for the Jewish Federations of North America (JFNA) and is currently vice chair of their board of trustees and was recently appointed by JFNA to lead a new initiative that addresses the needs of impoverished Holocaust survivors living in the United States.

Throughout their professional lives, the Wilfs have worked tirelessly to treat everyone associated with their businesses as members of the family. That structure has led to national prominence in their business ventures with Garden Homes Development, a nationwide leader in retail, commercial and private residential development, and has been prominent in their ownership of the Vikings.

Mark earned his bachelor's degree from Princeton University, where he served as the radio voice of Princeton Tigers football and basketball. He later graduated from the New York University School of Law before becoming a principal in the family business. Mark currently serves on several boards, including the NYU School of Law and Princeton Varsity Club. He also serves on the NFL's Business Ventures Committee.

Mark and his wife Jane, who is also heavily involved in philanthropic activities, have four children.



Mark Wilf and Vikings Stadium & Real Estate Development Consultant Don Becker showed their appreciation for the men and women building the future home of the Vikings with a holiday lunch and gifts at the stadium construction site in the fall of 2014.



LEONARD WILF

OWNER/VICE CHAIRMAN

Leonard Wilf joins cousins Zygi and Mark Wilf with the Vikings ownership group as Vice Chairman of the team for the 11th season in 2015. Away from the Vikings, Wilf also serves as President of family-owned Garden Homes Development, a nationwide leader in retail, commercial and private residential development based in New Jersey and New York. Garden Homes celebrated their 60th year of business in 2014.

Wilf earned his bachelor's degree, Cum Laude, from Boston University. Following his undergraduate work, Wilf graduated with a law degree from Georgetown University.

During his tenure at Georgetown, Wilf was editor of the Georgetown Law Review. Wilf went on to receive a Master of Law in Taxation from New York University.

In 2012, Wilf was recognized for his progressive work with charities and named to the board of the NFL Foundation. Active with several professional and civic groups, Wilf is Vice Chairman on the Board of Trustees of NYU and the NYU Law School. Wilf serves as Chairman of the American Society of Yad Vashem, a Board Member of New York Presbyterian Hospital. He is an involved member of the International Council of Shopping Centers, New York Athletic Club, Friars Club and Wilf

was appointed a national trustee of The First Tee Program. Wilf is also active in veterans causes, having started Haven From the Storm, a charity focused on veterans transitioning back to daily life and has produced The Lincoln Awards show which aired on the Public Broadcasting System.

An avid sportsman, Wilf enjoys skiing, golf, and deep sea fishing. His interest in NFL football was developed with his cousins from his youth.

Wilf and his wife, Beth, have four children and are active members of the community through the Metropolitan Museum of Art, Central Park Conservancy and Metropolitan Opera. Wilf was appointed by President Clinton to the U.S. Holocaust Memorial Council in January 1997 and spearheaded the construction of the Metrowest Campus of UJA-Federation in East Hanover, NJ. He and his family reside in New York City.



The Wilf Family Ownership Group enters the 11th season as stewards of the Minnesota Vikings in 2015. The club is poised to enter a state-of-the-art home stadium in 2016 and will welcome the world to the Minnesota for Super Bowl LII in February 2018.



ALAN LANDIS

OWNERSHIP PARTNER

Alan Landis has achieved acclaim in the business world and the philanthropic community through his visionary thinking in each area. As founder and chairman of The Landis Group, he has put his stamp on the land development industry with a pair of landmarks, the Princeton Landmark Carnegie Center and Tower Center Office and Hotel Complex. A graduate of New York University, Landis holds a bachelor's degree in accounting. He is active in causes ranging from the National Prevent Child Abuse organization to the Foundation for Fighting Blindness. Alan and wife, Linda, have a son, Scott, and daughter, Dana. The couple resides in Florida.



DAVID MANDELBAUM

OWNERSHIP PARTNER

David Mandelbaum has served as General Partner of Interstate Properties since 1968, a trustee of Vornado Realty since 1979 and Director of Alexander's, Inc. since 1995. Mandelbaum has been a member of the law firm Mandelbaum & Mandelbaum, P.A. since 1967 and holds a law degree from Harvard. He earned his undergraduate degree at Princeton University. Mandelbaum and wife, Karen, have been married for more than 50 years. The couple has four sons, Richard, Michael, Jeffrey and Jonathan and resides in Livingston, NJ.



The opening of U.S. Bank Stadium in 2016 will mark a new era in the Minnesota Vikings history and be a centerpiece to sports and events in the Upper Midwest. The stadium project has helped roughly 250 sub-contractors, 90% of which are Minnesota-based companies.



RICK SPIELMAN

GENERAL MANAGER

Rick Spielman enters his 4th season as General Manager of the club and 10th overall with the Vikings in 2015, the 25th season he has worked in the NFL.

The 2015 Vikings will be building on the foundation set in 2014 under new Head Coach Mike Zimmer. The emergence of QB Teddy Bridgewater late in the season and a core of young, talented players puts the future of the franchise a solid footing.

Spielman joined the Vikings as Vice President of Player Personnel on May 30, 2006 and directed scouting, free agency and draft preparations for the club before taking on General Manager duties for 2012. Spielman has climbed the ranks of NFL personnel departments with Detroit, Chicago and Miami prior to joining the Vikings. Spielman's tenure with all 3 franchises has been highlighted by drafting impact players throughout the seven rounds and making key trades and free agency acquisitions. Spielman's teams have won 5 divisional titles and advanced to the playoffs 9 times.

The Vikings have drafted players who have made immediate impacts on the club under Spielman's direction. The team has used 11 picks in the 1st round since Spielman joined the club to select Adrian Peterson (2007), Percy Harvin (2009), Christian Ponder (2011), Matt Kalil (2012), Harrison Smith (2012), Sharrif Floyd (2013), Xavier Rhodes (2013), Cordarrelle Patterson (2013), Anthony Barr (2014), Bridgewater (2014) and Trae Waynes (2015). Of those drafted from 2007-14, all 10 were starters in their rookie seasons, 7 were All-Rookie selections, 4 were Pro Bowlers as rookies, Peterson and Harvin were each named Associated Press Offensive Rookie of the Year and Patterson was a 1st-Team Associated Press All-Pro, only the 2nd rookie position player in team history to achieve the honor, joining Randy Moss in 1998. Rookie K Blair Walsh in 2012 joined Moss and Patterson as the only rookie All-Pro selections in team history. Under Spielman's drafting, a total of 10 Vikings have earned All-Rookie honors.

Since Spielman began directing the Vikings drafts and personnel from 2007-14, the Vikings drafted 7 players (Peterson, Rice, Harvin, Rudolph, Walsh, Kalil, Patterson), signed 2 as free agents (Brett Favre, Jerome Felton) and acquired 1 in trade (Jared Allen) who have gone on to earn Pro Bowl honors.

The Vikings have had multiple 1st-round picks in 2012, '13 and '14, the 1st time in team history to achieve the feat and the Vikings 7 selections in the 1st round is the most in the NFL over that 3-year span, ahead of Cleveland and St. Louis with 5 each. In 2013, the Vikings had 3 picks in the 1st round for only the 2nd time in team history, joining the 1967 Vikings draft class, and became the 1st NFL team with 3 picks in the 1st round since 2001.

The 2014 Vikings had impact performances from new starters and rookies, having players honored by the NFL for Player of the Week and Player of the Month who joined the team as everything from 1st-round draft picks to rookie free agents. Rookie 1st-rounders Barr and Bridgewater both earned Player of the Week accolades and Bridgewater was named the QB of the All-Rookie team by PFWA and voted by fans as the Pepsi Rookie of the Year. The club retained 5th-year DE Everson Griffen as a free agent and elevated him to be the starter at RDE despite only starting 1 game in his opening 4 seasons. Griffen responded by leading the team with 12.0 sacks and earning NFC Defensive Player of the Month honors in September. In his 1st season on the 53-man roster, former practice squad WR Adam Thielen was a key special teams contributor and emerged on offense late in the season. Thielen was named NFC Special Teams Player of the Week against Carolina after blocking a punt and returning it for a TD. Barr was tabbed as NFC Defensive Player of the Week at Tampa Bay when he returned a FR for a TD on the 1st play of OT

for the win. Bridgewater twice earned Pepsi Rookie of the Week, vs. Atlanta in his 1st career start and vs. Carolina.

In 2013, Patterson re-wrote the Vikings and NFL record books and showcased his unique play-making ability. He tied an NFL record for the longest play in league history and notched the longest KO return in NFL history with a 109-yard score vs. Green Bay (10/27/13).

The 2012 Vikings relied heavily on contributions from the rookie class and newly-acquired free agents. The Vikings rookies set a team record when 5 (Kalil, Smith, Robinson, Ellison, Wright) started vs. Chicago (12/9/12). Rookie 6th-rounder Blair Walsh kicked his way into the club and NFL record books en route to All-Pro, Pro Bowl and All-Rookie honors, setting an NFL record by hitting 10 FGs of 50+ yards and broke the Vikings rookie scoring record with 141 points. Peterson had a season for the ages as he ran for 2,097 yards to finish 9 yards short of the NFL single-season record.

In 2008 the Vikings engineered a pre-draft trade to land Allen from Kansas City, who has earned All-Pro and Pro Bowl honors in 2008 and 2009. The club signed Favre as a free agent entering 2009 and the veteran QB directed one of the most exciting seasons in team history and set career-bests in several offensive categories. The 2009 Vikings boasted an NFL-best 10 players who earned Pro Bowl honors.

Spielman began his NFL career as a scout with Detroit in 1990 and worked with the club in college scouting for 5 seasons before adding pro scouting duties in 1995 and '96. He moved to Director of Pro Personnel for the Bears from 1997-99 before joining the Dolphins in 2000 as Vice President of Player Personnel. He was promoted in 2002 to Senior Vice President-Football Operations/Player Personnel and eventually General Manager in 2004. Spielman left the Dolphins during the 2005 off-season and worked with ESPN as an NFL analyst before joining the Vikings. While with Miami for 5 seasons, the team had a winning record 4 times, won the AFC East in 2000 and went to the playoffs in 2000 and 2001 but missed the playoffs in 2002 and 2003 despite 9-7 and 10-6 records respectively.

Spielman got his first taste of NFL personnel analysis as a college scout with Detroit from 1990-94 and added pro scouting responsibilities for his final 2 seasons (1995-96) in the Motor City. The Lions enjoyed one of the finest stretches in franchise history in the early 1990s, winning a pair of NFC Central titles in 1991 and 1993 and the team advanced to the playoffs in 1991, '93, '94 and '95. The trio of consecutive post-season berths was a first for the team. The 1991 team set a franchise record with a 12-4 regular season mark, hosted and won a playoff game for the first time since 1957 and advanced to the NFC Championship Game against Washington, losing out on the chance to play in Super Bowl XXVI at the Metrodome.

Following Spielman's playing career at Southern Illinois from 1983-86 he was invited to training camp with the San Diego Chargers (1987) and Lions (1988). As a collegiate player, Spielman was a 1st-Team All-Gateway Conference honoree as a junior and part of the 1983 NCAA Division I-AA national championship team as a redshirt freshman. His younger brother, Chris, was a Pro Bowl LB who played 11 NFL seasons with Detroit (1988-95) and Buffalo (1996-98).

Spielman has a bachelor's degree from Southern Illinois and a master's from Ohio State. He and his wife, Michele, have been active with children's charities. The couple has adopted six children, Juan, Luis, Ronnie, J.D., Omie and Whitney.



KEVIN WARREN

CHIEF OPERATING OFFICER

Kevin Warren was named Chief Operating Officer of the Minnesota Vikings on February 12, 2015. Warren's extensive experience in all business facets of the organization create the perfect foundation for him to lead the business operations of the organization. Warren will create strategic efforts for all departments and along with Mark Wilf and Zygi Wilf, set the vision for the business component of the organization.

Mark Wilf reiterated Warren's acumen and the Wilf family dedication to the community and the fans when he elevated him to the position of COO. "Kevin is well-versed in numerous facets of our organization and he has proven himself an outstanding leader not only over the last 10 years with the Vikings but also during his 17 years in the NFL. Kevin is the perfect individual to lead us in those areas and in our business operations."

Warren is the highest-ranking African-American executive working on the business side for a team in the NFL and is the first African-American COO in the NFL. In September of 2013, Warren's reputation and NFL experience were recognized when he was named a member of the NFL Committee on Workplace Diversity, which is committed to enhancing and promoting diversity at every level of the NFL.

In 2015, Warren enters his 17th NFL season and 11th with the Vikings. Before being named COO, he served as the club's Executive VP- Legal Affairs and Chief Administrative Officer.

Prior to joining the Vikings Warren worked with the international law firm of Greenberg Traurig from 2003-05. He spent 2001-03 with the Detroit Lions as Senior Vice President of Business Operations & General Counsel, where he was named to the Crain's Detroit Business "40 Under 40" list, recognizing the top 40 Detroit business leaders under the age of 40.

Before joining the NFC North, Warren worked from 1997-2001 with the St. Louis Rams and was with the organization when they won Super Bowl XXXIV. During his tenure with St. Louis, Warren served as Vice President of Football Administration in 2001 after working as Vice President of Player Programs & Football Legal Counsel from 1997-2000.

Warren's first exposure to sports law came after he graduated from Notre Dame Law school. He worked with iconic Southeastern Conference Commissioner Mike Slive and sports attorney Mike Glazier at a law firm that specialized in representing universities charged with NCAA violations. Warren also later worked as a sports and entertainment attorney/agent, representing various professional athletes, entertainers and broadcasters as the founder of Kevin Warren and Associates.

Warren always had a passion for athletics whether as a participant or a spectator and had an accomplished career throughout college. As a freshman on the University of Pennsylvania basketball team, Warren was a member of the Quakers' Ivy League championship team in 1982. A native of Tempe, AZ, Warren subsequently enrolled at Grand Canyon University in Phoenix, where he earned his undergraduate degree. While at Grand Canyon, he excelled both in the classroom and on the basketball court. Warren scored 1,118 points during his career at Grand Canyon and earned GTE/CoSida Academic All-America as a senior along with NAIA Academic All-America honors and NAIA District 7 Basketball Team honors as both a junior and senior. In March 2012, Warren was inducted into the Grand Canyon University Athletics Hall of Fame, the 16th individual inducted and only the 5th basketball player to earn the prestigious honor in the University's history.

Warren earned his bachelor's in business administration from Grand Canyon University in 1986, his MBA from Arizona State University in 1988, and his Juris Doctorate degree from the University of Notre Dame School of Law in 1990. Warren is licensed with the State Bar of Kansas, Michigan, Minnesota (House Counsel-Rule 10), and the District of Columbia.

Several members of Warren's family have helped fuel his

life-long passion for sports, including his father, the late Dr. Morrison Warren, Sr., who played professional football for the Brooklyn Dodgers in 1948 during the era of the All-American Football Conference, before the league was merged with the NFL. The senior Warren would go on to be the first African-American President of a major college bowl game when he was named President of the 1982 Fiesta Bowl Board of Directors. Warren's oldest brother, Morrison, Jr., was one of the first African-American scholarship athletes at Stanford, playing football for the Cardinal in the early 1960s, before a severe knee injury cut short his promising athletic career.

Philanthropy is an integral part of Warren's life and he and his wife Greta are active members of the Minneapolis-St. Paul community. In December 2014, Kevin and Greta created Carolyn's Comforts in conjunction with the University of Minnesota Masonic Children's Hospital and are donating \$1 million to honor the legacy of his sister Carolyn Elaine Warren-Knox who passed away of brain cancer in October of 2014. It is a children's cancer emergency assistance fund designed to help families manage the difficulties that come with the diagnosis of cancer. At the time of establishing Carolyn's Comforts, Warren said "A diagnosis of cancer is extremely difficult to accept and work through, especially when it involves children. Families should be able to focus entirely on the health and well-being of their child and ideally, not be burdened with the additional stress of financial issues. My sister often talked of the struggles facing cancer patients, especially children and their families, and how she wished she could help; as a family we hope this fund can make a positive impact."

In 2012, the Warren family "adopted" Lucy Craft Lane Community School, which is predominantly African-American and has 98% of its student population coming from underserved communities. Over the past three years, the family has donated approximately 2,300 backpacks filled with school supplies for the entire school year to every student. In addition to the backpacks and school supplies, the family has also purchased basketball uniforms for both the boys and girls basketball teams, school uniforms for some individual students and has agreed to design and fund the cost for an on-site portable computer lab at Lucy Lane that will be dedicated in 2015. In 2015, Kevin and Greta Warren will expand their school supply donations to the students to include eyeglasses for children in need.

In June 2015, Warren was elected to the General Board of the YMCA of the Greater Twin Cities, served on the United Way Board of Directors from 2007-10, has served on the Page Education Foundation Board of Directors since 2006, and the University of Minnesota's Medical Foundation Board of Directors since 2010. Warren was recognized in 2015 by Twin Cities Business Journal with the Corporate Counsel Award in the category of Private Company-Large. Since 2012, Warren has been a member of the Notre Dame Law School Advisory Council, the Benilde-St. Margaret High School Board of Directors and the Grand Canyon Education, Inc. (NASDAQ: LOPE) Board of Directors. He has also served on the University of Minnesota's Medicine and Health Board of Overseers since 2013. Warren was recognized by Twin Cities Business Journal in 2006 as a Minority Business Leader, and he is a Life Member of the Fiesta Bowl Board of Directors. Additionally, following the 2008, 2009, and 2012 NFL seasons, Warren was a recipient of the Fritz Pollard Alliance "Salute to Excellence" Award. Warren is also Of Counsel at Norton Rose Fulbright, a 3,800 lawyer international law firm with 54 offices on 6 continents.

Warren and his wife, Greta, who holds a bachelor's degree from Kansas State University, have a daughter, Peri, and a son, Powers. The Warren family resides in Chanhassen, MN.



LESTER BAGLEY

EXECUTIVE VICE PRESIDENT - PUBLIC AFFAIRS AND STADIUM DEVELOPMENT

Lester Bagley brings nearly three decades of public affairs and communications experience to his role as the Vikings Executive Vice President of Public Affairs and Stadium Development. Currently in his 11th year with the Vikings, Bagley oversees the team's public relations, public affairs, community relations and charitable giving initiatives.

In May, 2012, Bagley led the organization to its biggest victory off the field when he helped secure financing for a new publicly-owned and operated stadium for the State of Minnesota and the Vikings. In an extremely difficult political environment and economy, Bagley led the public discussion and advocacy effort on behalf of the Vikings. With Bagley's guidance, a coalition of elected officials, Vikings fans and business, labor and community leaders organized to advance the stadium issue at the Minnesota State Capitol. On May 10, 2012, the House and Senate passed legislation to construct a \$975 million multi-purpose stadium in Minneapolis. Four days later, Governor Mark Dayton signed the bill into law. Since passage of the stadium legislation, the Vikings/private investment in the stadium has increased by more than \$100 million. For his significant role on the stadium effort, Bagley was honored alongside Governor Dayton and stadium bill authors Senator Julie Rosen and Representative Morrie Lanning with the "Public Policy Achievement (Sports)" award as part of Minnesota's Leaders in Public Policy 2012.

In 2014, Bagley led the Vikings involvement in securing Super Bowl LII (52) to be played in February, 2018 in Minnesota. Bagley worked with Vikings ownership and management, and Minnesota corporate and civic leaders to create the Super Bowl bid and secure the support of the NFL for this marquee event to be held in U.S. Bank Stadium. Bagley currently serves on the Super Bowl Executive Board with Richard Davis/U.S. Bank, Doug Baker/Ecolab, Marilyn Carlson Nelson/Carlson, Michael Langley/GreaterMSP, and Maureen Bausch, CEO of the Minnesota Super Bowl Host Committee.

As part of the Vikings stadium development team, Bagley works with Vikings leadership, the Minnesota Sports Facilities Authority, the City of Minneapolis, the State of Minnesota and other key stakeholders to ensure that a world-class, multipurpose facility is constructed. Before it has even opened, the new Vikings stadium has been a catalyst for significant investment

in Downtown East Minneapolis, has generated tremendous job creation and economic development, and has secured national events like the NCAA Final Four in 2019, in addition to the Super Bowl in 2018.

U.S. Bank Stadium promises to be an elite stadium in the NFL. The design features for which the Vikings fought include the most fan-friendly and most technologically-advanced stadium in the League. It will provide an indoor-outdoor experience that is ideal for the Greater Minneapolis/St. Paul market. The progressive architectural design will be a signature element on the Minneapolis skyline.

Bagley serves on the Vikings management team and works closely with Zygi, Mark and Lenny Wilf. He oversees Vikings Community Relations, Youth Football Programs and the Vikings charitable arm, the Vikings Children's Fund. The Minnesota Vikings are one of the most active and community-engaged teams in the NFL, a key tenant of the organization.

Before joining the Vikings, Bagley operated Bagley Public Affairs from 1999-2005. The Minneapolis firm specialized in issues management, public relations and public affairs. From 1993-99, Bagley served as associate director and helped lead the Minnesota Business Partnership, the public policy organization comprised of the chief executive officers of 100 of Minnesota's largest companies. He also spent five years working in public affairs and public relations in Washington D.C.

A native of Barron, WI, Bagley began college at the University of Minnesota before graduating from the University of California at Los Angeles (UCLA) with a bachelor's degree in political science. He served as a White House intern and studied at the University of Oxford during his undergraduate days.

Bagley currently sits on the Executive Board of the Minnesota Super Bowl Host Committee, the Downtown East Commons Implementation Committee and serves on the boards of the Public Affairs Council, the Minneapolis Regional Chamber of Commerce, and the Vikings Children's Fund.

Bagley and his wife Wendy, who has a bachelor's degree from the College of St. Catherine, reside in Minneapolis with their sons Michael and Charlie.

THE EVOLVING SYMBOL OF THE NFL

The NFL shield, one of the most recognizable symbols in the sports world, underwent a stylistic upgrade during the 2008 offseason. The new font and design changes pay homage to the history of the League and the logo while turning an eye forward on the future. As the NFL enters its 96th season in 2015 the new shield symbolizes the progress of the league over those decades and the excellence that has laid the foundation for the modern NFL.

Adjustments to the logo include 8 stars representing the 8 Divisions in the NFL and the design of the football reflects the design of the football atop the Vince Lombardi Trophy. The blue color is darker and bolder than past shields and the shape has been refined over past versions.





ROB BRZEZINSKI

EXECUTIVE VICE PRESIDENT - FOOTBALL OPERATIONS

Rob Brzezinski enters his 23rd season in the NFL and 17th with the Minnesota Vikings in 2015. Brzezinski provides the Vikings broad-based management expertise and the value of being one of the most experienced NFL executives in the modern (post 1992) Collective Bargaining Agreement era.

Brzezinski has been with teams that have finished .500 or better in 15 of his 22 NFL seasons and 10 playoff seasons.

The Vikings benefit from Brzezinski's extensive knowledge and strategic salary cap management and a philosophy that has aided in the retention of core players, the addition of key free agents and the overall talent and depth of the team. Brzezinski's role as lead negotiator on high-profile contracts during his career includes more than 20 first-round draft picks and landmark deals for such players as Randy Moss, Daunte Culpepper, Antoine Winfield, Steve Hutchinson, Kevin Williams, Jared Allen, Brett Favre, and Adrian Peterson. Brzezinski has negotiated contracts during his career totaling more than \$1 billion.

Brzezinski joined the Vikings in 1999 as Director of Football Administration and was promoted to Vice President of Football Administration in 2001. He was elevated to his current position as Executive Vice President of Football Operations in 2014.

Prior to joining the Vikings, Brzezinski spent 6 seasons (1993-98) with Miami where he rose to Staff Counsel/Salary Cap.

Brzezinski was actively involved in the Vikings 2014 Head Coaching search and works closely with General Manager Rick Spielman and Head Coach Mike Zimmer on all football-related matters and strategic planning. Brzezinski's key responsibilities include salary cap management, negotiation of player contracts, football operations/administration and CBA compliance. Brzezinski also oversees the Vikings' Information Technology

Department and has represented the Vikings at NFL meetings.

Brzezinski has extensive NFL management experience, has worked as the top football executive, and has experience in managing the business operations of an NFL franchise and, while in Minnesota, transformed a substantial salary cap deficit into a long-term competitive advantage. Brzezinski has had the privilege of working for some of the most successful and decorated head coaches in NFL history, including Don Shula, Jimmy Johnson and Dennis Green.

In 2004 Brzezinski was invited to participate in the NFL-Stanford Program for Managers at the Stanford Graduate School of Business, an NFL program to promote development of leaders within the League.

In Miami, Brzezinski assisted in managing business affairs, salary cap administration, player contract negotiations, operations and legal affairs. In his tenure, the Dolphins compiled a 55-41 regular-season record and made the playoffs four times.

Brzezinski earned degrees from Nova Southeastern University in Fort Lauderdale, a Juris Doctorate in 1995 and a Bachelor of Science in education in 1992. In addition, Brzezinski is a member of the Florida Bar. Brzezinski and his wife, Leah, who has earned a doctoral degree in education, have 5 children: Ki, Grace, Jae, Anna and Rose. The Brzezinski family, who reside in Edina, founded a school in 2014 in Minnesota dedicated to educating students who are twice exceptional and are very active in the community raising money and awareness for adoption-related causes.



STEVE LACROIX

EXECUTIVE VICE PRESIDENT & CHIEF MARKETING OFFICER

In his 15th season with the Vikings, Steve LaCroix serves as the team's Executive Vice President & Chief Marketing Officer, a role in which he oversees all aspects of Vikings-generated revenues. He also leads the team's radio and television programming, websites, digital and social media initiatives, merchandise and e-commerce operations, community and special events, marketing partnerships, advertising, branding, promotions, graphic design, fan relations and game day activities. LaCroix's sales and marketing team was responsible for the transition of fans, corporate partners and the Vikings game-day experience to TCF Bank Stadium located on the University of Minnesota campus over the two years prior to the new stadium's opening.

Following the passage of stadium legislation in 2012, LaCroix immediately began a significant role on the Vikings stadium team, assisting with the design and construction process. He is also directing all sales, marketing and revenue-generating initiatives for the new facility set to open in 2016, including Naming Rights, Founding Partnerships, technology solutions and brand integration opportunities as well as overseeing multiple new offerings related to season tickets, premium seating, club seats and suites located in the stadium.

As the lead negotiator for Naming Rights, LaCroix and the Vikings joined U.S. Bank to announce a 20-year partnership and

introduce "U.S. Bank Stadium" on June 15, 2015. The announcement highlighted a natural partnership between two prominent and storied Minnesota institutions that have extensive histories within the state and long traditions of being significant community advocates for Minnesota. With the goal of securing a prominent, first-class Minnesota-based company, the Vikings targeted and ultimately only engaged with U.S. Bank in this endeavor. The partnership also includes a \$1,000,000 "Places to Play" program, a statewide, grant-making initiative focused on investments in the community facilities that contribute to the quality of life, including parks, playgrounds, trails and athletic facilities.

In 2014, together with Van Wagner Sports & Entertainment, the third party assisting the Vikings in the sales process, LaCroix developed and managed the opening of the New Stadium Preview Center and its adjacent downtown offices. The Preview Center, a 7,500 square-foot interactive space designed to give Vikings fans their first detailed look at the new stadium and the future game experience, is the largest ever built by an NFL team. Overlooking the stadium site, the Preview Center has hosted over 9,000 visits since its opening. LaCroix and the Vikings continue to explore all avenues to ensure the new stadium provides the premier fan experience for Vikings fans.

In his Minnesota tenure, LaCroix has led a variety of additional new initiatives, including the team's introduction of an enhanced Norseman logo and new uniforms in 2013, the second uniform change under LaCroix's leadership. The club has also brought radio and television broadcast rights in-house and started year-round weekly television and radio programming. The Vikings have had multiple full re-designs of vikings.com and opened Vikings Locker Room official retail stores across the Twin Cities. Fans have been treated to the introduction of Viktor the Viking, the official team mascot, and the Skol Line drum line. Under LaCroix, he Vikings sellout streak reached 144 games at Mall of America Field.

Also included in LaCroix's accomplishments is the launch of the Vikings Entertainment Network (VEN) in 2009. LaCroix helped take VEN to the next level with a first-class production studio at Winter Park, which was unveiled during the 2010 season and plays host to weekly TV and radio shows throughout the year. The studio is the home for Vikings-exclusive content creation for vikings.com.

LaCroix has served on the NFL Club Business Working Group comprised of eight club executives to help shape strategies for implementing league and club initiatives. LaCroix has also served for several years on the Steering Committee of the National Sports Forum, the sports industry's leading annual conference.

LaCroix's charitable involvement includes serving as Treasurer of the Vikings Children's Fund, which has raised and distributed over \$10 million since 1978. LaCroix also serves on

the Local Advisory Board of Clear Channel, as well as the Board of Directors of Hunger Related Events/Taste of the NFL, a national hunger relief organization and the recently launched Minnesota chapter of Positive Coaching Alliance, a national non-profit working to transform the culture of youth sports with a mission to develop "Better Athletes, Better People" across the state.

Prior to joining the Vikings, LaCroix worked as the Director of Sponsorship Sales for Pacers Sports and Entertainment in Indianapolis, IN, from 1999-00. His main responsibilities included overseeing the corporate sales efforts for the National Basketball Association's Indiana Pacers, the WNBA's Indiana Fever and other sports and entertainment events held at Conesco Fieldhouse, for which he negotiated the naming rights deal. Conesco Fieldhouse (recently renamed Bankers Life Fieldhouse) is widely considered one of the premier venues in the NBA and elevated the Pacers into the top third of the league in local revenue, despite being the NBA's fifth-smallest market. LaCroix's tenure with Pacers Sports & Entertainment began in 1991 as an intern in ticket sales.

LaCroix earned his bachelor's degree at the University of Iowa and his master's at Western Illinois University. Steve and his wife, Sue, who holds her bachelor's degree in nursing from the University of Iowa, have two children - Katie and Alex. The LaCroix family resides in Minnetonka.



STEVE POPPEN

EXECUTIVE VICE PRESIDENT & CHIEF FINANCIAL OFFICER

Currently in his 17th season with the Vikings in 2015, Steve Poppen serves as the team's Executive Vice President & Chief Financial Officer. In his role, Poppen is responsible for all financial aspects of the team, including business planning, budgeting, day-to-day financial and administrative operations, human resources, facilities, and new stadium project financing.

For several years Poppen played a lead role in the Vikings attempts to pass new stadium legislation, an exhaustive effort that culminated with Governor Mark Dayton signing the stadium bill into law on May 14, 2012. Since the passage of stadium legislation, Poppen continues to serve on the Vikings Stadium team, assisting with the design and construction process and helping negotiate the team's use agreement, as well as other documents governing the construction and operation of the new publicly-owned facility. Poppen also oversees the Vikings efforts to finance the \$477 million team/private commitment to the project. In 2013, he helped secure NFL approval for \$200 million in loans as part of the team contribution, a significant step forward for the stadium project.

The passage of the stadium bill not only secured the team in Minnesota but also gave Vikings fans a premier venue to watch their team beginning in the 2016 NFL season. Along with Vikings football, the multi-purpose facility has been designed to host national and international events, including NCAA basketball, a Super Bowl and concerts, as well as high school and amateur sports and other community events. Even before the stadium's doors open for the first time, Minnesota secured Super Bowl LII in February 2018 and for a future NCAA Final Four in 2017-20.

U.S. Bank Stadium promises to be an elite stadium in the NFL. The design features for which the Vikings fought include the most fan-friendly and most technologically-advanced stadium in the League. It will provide an indoor-outdoor experience that is ideal for the Greater Minneapolis/St. Paul market. The progressive architectural design will be a signature element on the Minneapolis skyline.

A native of Watertown, SD, Poppen spent eight years as

a Certified Public Accountant in the business assurance group of PricewaterhouseCoopers LLP in Kansas City before joining the Vikings. In 2006, Poppen participated in the NFL-Stanford Program for Managers at the Stanford Graduate School of Business, a program developed by the NFL to promote growth of leaders within the League. Poppen helped engineer dramatic renovations to Winter Park during the 2006 offseason that featured a total remake of the locker room and equipment facilities and an upgrade of the athletic training areas. In 2009, he joined the NFL's Green Committee to enhance environmental awareness among clubs and has been key in the Vikings Planet Purple initiatives to operate the franchise in a more Earth-friendly way.

Poppen received his bachelor's degree in accounting from Evangel University in Springfield, MO, in 1991. An active member of his community, Poppen served on the board of Minnesota Adult and Teen Challenge, a faith-based drug and alcohol rehabilitation program for Minnesota adults and teens, from 2002-2012. Poppen retired from the board in 2015 of the Minneapolis Downtown Council and Downtown Improvement District's Executive Committee, an organization promoting business development in downtown Minneapolis. He holds a position with the Minnesota State Fair Foundation board of directors, including serving as the chair of the Audit Committee. The State Fair Foundation was created to preserve and improve the historic Minnesota State Fair buildings and grounds and support State Fair educational, scientific and agricultural programs. Poppen also served on the Entertainment Subcommittee of the Downtown 2025 working group of Minneapolis civic and business leaders focused on a progressive future for downtown.

Poppen and his wife, Christy, who holds a bachelor's degree in elementary education from Evangel, have four children - Natalie, Andrew, Nathan and Avery. The Poppen family resides in Chanhausen.



JONATHAN WILF

EXECUTIVE VICE PRESIDENT - STRATEGIC PLANNING & BUSINESS INITIATIVES

Jonathan Wilf is in his 10th season as a member of the Vikings ownership group and his 2nd as the team's Executive Vice President - Strategic Planning and Business Initiatives. In his vice president position, Wilf serves on the Vikings management team and plays a leadership role in developing revenue-generating initiatives for the organization as well as enhancing and expanding technology applications within the Vikings and at the new stadium set to open in 2016. Wilf also serves on the new stadium development team.

In addition to his leadership role with the Vikings, Wilf is a partner in Garden Homes, the family-owned, nationwide leader

in retail, commercial and private residential development based in Short Hills, N.J. He holds an engineering degree from the University of Pennsylvania, where he studied computer science, and a J.D. from the Benjamin N. Cardozo School of Law of Yeshiva University. Wilf is actively engaged in philanthropy as a trustee of the Wilf Family Foundations and has a passion for supporting causes that involve children and education. A lifelong sports fan, Wilf enjoys skiing, hiking and golfing. He resides in New Jersey with his wife, Rachel, and their son, Miles.

PART OF THE FABRIC OF MINNESOTA SINCE 1961

The following excerpt explains the early stages of the Vikings franchise as chronicled in the Minnesota Vikings 1961 Press, Radio, TV Guide:

Twin Cities football enthusiasts began their quest for professional football some 12 years ago, and it was on January 28, 1960, that their efforts were culminated with the announcement - from Miami, Florida, where the National Football League owners were in session - that Minnesota was being granted a franchise for 1961. At the same meeting, Dallas was accepted to start play in 1960.

The franchise was granted just ten days after E. William Boyer, president of the Minneapolis Chamber of Commerce, had made an official presentation to the league on behalf of statewide Minnesota interests.

Besides Boyer in the founding group were: Max Winter, promoter and restaurateur, H.P. Skoglund, president of North American Life and Casualty Company; Ole Haugrud, Duluth businessman, and the Northwest Publications, Inc., publishers of the St. Paul Dispatch and Pioneer Press, through its president, Bernard H. Ridder, Jr.

They decided to start with an original outlay of one million dollars, of which the Minneapolis sources would put up \$600,000; St. Paul \$300,000 and Duluth, representing the rest of the state, \$100,000.

Upon acquiring a franchise, the group hired Joe Thomas, former scout with the Los Angeles Rams, to scout the country in preparation for the 1961 draft meeting, and went on a nationwide search to find a general manager. This ended with the selection of Bert E. Rose, who was at the time the public relations director for the Rams. From September, 1960, when Rose reported, until July, 1961, such details as hiring a coaching and front-office staff, contracting for radio and television, establishing a ticket operation, drafting, selecting and signing players, and many more, have - or will be - accomplished in order to put the Vikings on the field in 1961.



The Vikings arrival in Minnesota in 1961 was greeted with excitement from the sports and business community. The Minneapolis Chamber of Commerce welcomed members of the club as they prepared to take the field for the first time.

DON'T MISS THE FINAL SEASON

OUTDOORS



VISIT [VIKINGS.COM/SEASONTICKETS](https://www.vikings.com/seasontickets)



COACHES



MIKE ZIMMER

HEAD COACH

COACHING EXPERIENCE: 37TH SEASON

NFL EXPERIENCE: 22ND SEASON

VIKINGS EXPERIENCE: 2ND SEASON

Mike Zimmer held true to his football principles in his 1st season as the Vikings Head Coach in 2014. The Vikings defense made vast improvements over the previous season, highlighted by jumping from #32 in the NFL in offensive points allowed to #13 and going from #31 in pass defense to #7. The improved defense, combined with the emergence of rookie QB Teddy Bridgewater in the final month of the season, gives the Vikings a strong starting point for the 2015 campaign.

Zimmer was hired as the 9th Head Coach in Vikings history on January 15, 2014. A veteran defensive coordinator, Zimmer enters his 22nd season on an NFL sideline in 2015.

The 2014 Vikings turned to Bridgewater to start 12 games of his rookie season and he responded with a 6-6 record, going 3-2 in his final 5 starts and set virtually every franchise record for a rookie QB. Bridgewater ranked among the NFL leaders in completion percentage and passer rating in the month of December and gained confidence with each start.

The Vikings offense battled through injuries that forced the offensive line to use 8 different starters and turn to their 3rd-team RB as the primary ball carrier.

Defensively, the 2014 Vikings had 8 different regular starters compared to the 2013 unit and improved from #31 in total defense to #14 in the NFL with the new lineup. The Vikings #7 ranking in the NFL in passing defense was the highest finish since the 1993 season when the club was #6. The Vikings had a 113-point improvement in offensive points allowed from 2013 to 2014, the biggest improvement in the NFL in that span. The 2014 squad allowed 20.3 points per game, compared with 27.4 the previous season. The Vikings also ranked #5 in the NFL by allowing only 50 plays of 20+ yards, highlighted by ranking tied for #2 in the league by allowing only 6 runs of 20+.

Zimmer has been a part of 11 playoff teams in his NFL tenure and teams that have won 7 Division titles. He coached the Cowboys DBs when the team won Super Bowl XXX over Pittsburgh after the 1995 season. From 2009-13, Zimmer's Bengals defenses ranked in the NFL's top 10 in total defense 4 times, climbing to #3 in 2013. From 2011-13, the Bengals ranked #2 in the NFL with 139 sacks (46.3 per season) and have allowed 18.8 points per game, ranking #4 in the NFL in points allowed. The 2013 Bengals posted 20 INTs, the 5th-best mark in the NFL.

Zimmer's arrival in Cincinnati for the 2008 season signaled a franchise turnaround on the defensive side of the ball. The Bengals notched top-10 defensive rankings in 2009, '11, '12 and '13 after only cracking the NFL's top 10 once in 18 seasons prior to Zimmer joining the team. During his tenure, Zimmer coached Geno Atkins as he became one of the top DTs in the NFL, earn-

ing consensus All-Pro honors in 2012 and Pro Bowl berths in 2011 and 2012. In 2013, LB Vontaze Burfict continued his rise from an undrafted rookie free agent in 2012 to a Pro Bowler in 2013. Atkins became the 1st Bengals defensive lineman since Tim Krumrie in 1988 to earn a Pro Bowl trip and Burfict was the 1st Bengals LB to be honored since Jim LeClair in 1976. Over the 2012 and 2013 seasons, the Bengals had 4 different players earn AFC Defensive Player of the Week honors- Michael Johnson, Carlos Dunlap, Atkins and Burfict.

Zimmer led top-10 defenses for Dallas in both a 4-3 and 3-4 scheme. The 2003 Cowboys defense ranked #1 in the NFL with only 253.3 yards per game allowed. During Zimmer's tenure in Dallas as DBs coach (1994-99) and Defensive Coordinator (2000-06) the team ranked in the top 5 of NFL scoring defense a total of 6 times. The 1995 Cowboys hoisted the Lombardi Trophy in Super Bowl XXX with a win over Pittsburgh and one of Zimmer's pupils, CB Larry Brown, won the Super Bowl MVP award with a pair of INTs in the game. Brown is 1 of only 3 DBs to earn Super Bowl MVP honors in the history of the game.

Before moving to the NFL ranks, Zimmer spent 15 seasons coaching at the collegiate level. He spent his final 5 seasons in the college ranks as defensive coordinator at Washington State from 1989-93. Zimmer was at Weber State from 1981-88, serving as defensive coordinator from '83-88. He entered the profession at Missouri as an assistant from 1979-80.

Zimmer played QB and later LB at Illinois State, earning a degree in physical education. He has 3 children- son, Adam, and daughters Corri and Marki. Adam is coaching the Vikings LBs after having spent time with Kansas City, New Orleans and Cincinnati as an assistant LBs and DBs coach. The father-son duo has both earned Super Bowl titles with Adam's coming following the 2009 season when the Saints won Super Bowl XLIV over Indianapolis. Coaching is a family tradition with the Zimmer as Mike's father, Bill, earned Illinois Hall of Fame honors as a prep football and wrestling coach. Zimmer played football, baseball and wrestled at Lockport Township High School in suburban Chicago. Both Bill and Mike Zimmer have been inducted into the Lockport Hall of Fame and Bill is also in the Bradley University (Peoria, IL) Hall of Fame.

Vikki Zimmer, Mike's wife of 27 years, passed away in Cincinnati on October 8, 2009. The Pro Football Writers of America recognized Zimmer overcoming the tragedy and the Bengals #4 ranked defense playing a key role in winning then AFC North title by voting him the winner of the Halas Award for the season, an annual award presented to the individual in the NFL that overcame the most adversity to succeed.

LIMITING THE BIG PLAY

The Vikings made a marked improvement in 2014, clamping down on big plays by opposing offenses, ranking #5 in the NFL by allowing 50 plays of 20+ yards, only 6 of those on the ground. In 2013, the Vikings allowed 71 plays of 20+ yards to rank #26 in the NFL.

2014 NFL OPPONENT RUSHING PLAYS OF 20+ YARDS

Team	20+ RUNS ALLOWED
New England	2
Minnesota	6
Green Bay	6

TURNAROUND TIME

Under Mike Zimmer, the Vikings 2014 defense made the biggest improvement in offensive points allowed in the NFL from the 2013 season. The 2013 Vikings ranked #32 in the NFL in offensive points allowed and bounced back in 2014 to rank #13 in offensive points allowed. The Vikings improved from #31 in pass defense in 2013 to #7 in 2014, the highest the team has finished in pass defense since the 1993 season.

NFL SCORING DEFENSE IMPROVEMENT - 2014 FROM 2013

Minnesota, -113	325 pts vs. 438 pts (20.3 pg vs. 27.4 pg)
Dallas, -96	239 pts vs. 425 pts (20.6 pg vs. 26.6 pg)

ZIMMER'S COACHING CAREER, YEAR-BY-YEAR (* - HEAD COACH)

Year	Team	Regular Season			
		W	L	T	
1979	Missouri	7	5		Hall of Fame Bowl (W)
1980	Missouri	8	4		Liberty Bowl (L)
1981	Weber State	7	4		
1982	Weber State	4	7		
1983	Weber State	6	5		
1984	Weber State	5	6		
1985	Weber State	6	5		
1986	Weber State	3	8		
1987	Weber State	10	3		NCAA Division I-AA playoffs - 2nd round
1988	Weber State	5	6		
1989	Washington State	6	5		
1990	Washington State	3	8		
1991	Washington State	4	7		
1992	Washington State	9	3		Copper Bowl (W)
1993	Washington State	5	6		
1994	Dallas	12	4		advanced to NFC Championship Game, NFC East Champions
1995	Dallas	12	4		Super Bowl XXX Champions, NFC East Champions
1996	Dallas	10	6		advanced to NFC Divisional Round, NFC East Champions
1997	Dallas	6	10		
1998	Dallas	10	6		advanced to NFC Wild Card Round, NFC East Champions
1999	Dallas	8	8		
2000	Dallas	5	11		
2001	Dallas	5	11		
2002	Dallas	5	11		
2003	Dallas	10	6		advanced to NFC Wild Card Round
2004	Dallas	6	10		
2005	Dallas	9	7		
2006	Dallas	9	7		advanced to NFC Wild Card Round
2007	Atlanta	4	12		
2008	Cincinnati	4	11	1	
2009	Cincinnati	10	6		advanced to AFC Wild Card Round, AFC North Champions
2010	Cincinnati	4	12		
2011	Cincinnati	9	7		advanced to AFC Wild Card Round
2012	Cincinnati	10	6		advanced to AFC Wild Card Round
2013	Cincinnati	11	5		advanced to AFC Wild Card Round, AFC North Champions
2014	Minnesota*	7	9		

ZIMMER'S BACKGROUND

Player

1974-77 Illinois State // QB/LB

Coach

1979-80 Missouri // Assistant
 1981-82 Weber State // DBs
 1983-88 Weber State // Defensive Coordinator
 1989-93 Washington State // Defensive Coordinator
 1994-99 Dallas Cowboys // DBs
 2000-06 Dallas Cowboys // Defensive Coordinator
 2007 Atlanta Falcons // Defensive Coordinator
 2008-13 Cincinnati Bengals // Defensive Coordinator
 2014- Minnesota Vikings // Head Coach

ZIMMER'S TOP PUPILS

During Mike Zimmer's tenure coaching defense in the NFL he has consistently helped players reach their potential and exceed expectations.

PRO BOWL PLAYERS UNDER ZIMMER

Player, Team, Position	Pro Bowls
Darren Woodson, Dallas, S	1994, '95, '96, '97, '98
Deion Sanders, Dallas, CB	1996, '97, '98, '99
Dexter Coakley, Dallas, LB	2001, '03
La'Roi Glover, Dallas, DT	2002, '03, '04, '05
Roy Williams, Dallas, S	2004, '05, '06
DeMarcus Ware, Dallas, LB	2006
Geno Atkins, Cincinnati, DT	2011, '12
Vontaze Burfict, Cincinnati, LB	2013

GETTING DEFENSIVE

In his tenure as an NFL Defensive Coordinator, Mike Zimmer's units have ranked in the NFL's top 10 in yards allowed 7 times and have ranked in the top 10 of points allowed in the NFL 5 times. Zimmer's Dallas unit in 2003 had the NFL's #1-ranked defense in yards. In the past 3 seasons (2011-13) Zimmer's Bengals have ranked in the top of yards and points allowed each season as the team has advanced to the playoffs 3 straight times. Prior to Zimmer's arrival in Cincinnati in 2008, the Bengals defense had only cracked the NFL's top 10 during 1 season in the previous 18. The 2013 Bengals ranked #3 and #4 respectively in yards and points in the NFL, but led the AFC in both. Dallas had the #1-ranked defense in yards allowed in Zimmer's 1st season (1994) when he coached DBs and had the NFL's #1-ranked passing defense in 1994 and '97.

ZIMMER'S TOP 10 NFL DEFENSES (YARDS ALLOWED)

Dallas, 2001	#4
Dallas, 2003	#1
Dallas, 2005	#10
Cincinnati, 2009	#4
Cincinnati, 2011	#7
Cincinnati, 2012	#6
Cincinnati, 2013	#3

ZIMMER'S TOP 10 NFL DEFENSES (POINTS ALLOWED)

Dallas, 2003	#4
Cincinnati, 2009	#8t
Cincinnati, 2011	#9
Cincinnati, 2012	#6
Cincinnati, 2013	#4

CLIMBING THE COACHING LADDER



2014- Minnesota Vikings

Mike Zimmer was named the 9th head coach in Vikings history on January 15, 2014. Zimmer rebuilt the Vikings defense in 2014, jumping from 32nd to 13th in offensive points allowed and going from 31st in passing defense to 7th from 2013 to 2014. The team went 7-9 and was playing their best football late in the season behind rookie QB Teddy Bridgewater.



2008-13 Cincinnati Bengals

Helped Bengals resurgence that helped team make the playoffs in 4 of his 6 seasons, including three consecutive from 2011-13. The Bengals won the AFC North in 2009 and 2013. The Bengals defense ranked in the NFL's top 10 in 4 of his 6 seasons, topping at #3 in 2013.



2007 Atlanta Falcons

In his one season with Atlanta, Zimmer coordinated the Falcons defense and oversaw top individual performances from CB DeAngelo Hall with 5 INTs and DE John Abraham with 10.0 sacks.



1994-06 Dallas Cowboys

Serving as secondary coach from 1994-99 and defensive coordinator from 2000-06, Zimmer tutored some of the top defensive players in the NFL and earned a ring in Super Bowl XXX over Pittsburgh. Zimmer coached under Barry Switzer, Dave Campo, Chan Gailey and Bill Parcells, working as coordinator under Gailey and Parcells. In 2003, Zimmer led the Dallas defense to the #1 ranking in the NFL and the Cowboys advanced to the playoffs 7 times in his 13 seasons.



1989-93 Washington State University

Zimmer spent 5 seasons directing the defense at Washington State, following Mike Price as he moved to take over the Cougars program. In 1992 the Cougars notched a 9-3 record and won the Copper Bowl over Utah. The bowl game was the 3rd for Washington State since the 1930 season and started a run of 5 bowl berths in 10 years for the school.



1981-88 Weber State University

Zimmer joined the Weber State staff under head coach Mike Price as a position coach and was promoted to defensive coordinator after 2 seasons. While at Weber he coached Robb Akey, who would later join him on the Vikings coaching staff, and coached with current Vikings DL coach Andre Patterson. The 1987 squad tied for the Big Sky Conference title and advanced to the 2nd round of the Division I-AA playoffs.



1979-80 University of Missouri

Zimmer got his first taste of coaching at Missouri, helping the Tigers to 7-5 and 8-4 marks respectively and earning berths in the Hall of Fame Bowl and Liberty Bowl.



GEORGE EDWARDS

DEFENSIVE COORDINATOR

COACHING EXPERIENCE: 25TH SEASON

NFL EXPERIENCE: 18TH SEASON

VIKINGS EXPERIENCE: 2ND SEASON

George Edwards returns as the Vikings Defensive Coordinator in 2015 after making significant strides in changing the defense in his first season in 2014. In his second season with the club, Edwards will look to continue to build on the NFL's most improved defense. Edwards' stint with the Vikings marks his third as an NFL Defensive Coordinator after working in Washington (2003) and Buffalo (2010-2011) in the same capacity. The 2015 season will be Edwards' 18th season in the NFL and 25th season as a coach, all spent on the defensive side of the ball.

Inheriting the defense that allowed the most points per game and second-most yards per game in 2013, Edwards helped turn the Vikings defense around in his first year as defensive coordinator in 2014. With the help of rookie LB Anthony Barr, first-year starter DE Everson Griffen and S Harrison Smith, the Vikings had the NFL's most improved defense in 2014, allowing 7.1 fewer offensive points per game in 2014 than in 2013. With a revamped defense that included 8 new starters, Edwards helped numerous Vikings have breakout seasons. Griffen, in his first year starting, recorded a career-best 12.0 sacks. Griffen was named the NFC Defensive Player of the Month in October 2014 after recording 6.0 sacks and a forced fumble in a 4-game span. Smith led the Vikings defense with 5 interceptions and was the only player in the NFL with 3+ interceptions and 3.0+ sacks. Edwards played an instrumental role in the development of Barr, a rookie 1st-round pick (#9 overall). Before missing the final 4 games with a knee injury, Barr recorded 99 tackles, 3.0 sacks, 2 FR and 3 FFs. Barr was named the NFC Defensive Player of the Week in Week 8 after forcing and recovering a fumble in OT and returning it for a TD. Free agent pickup DT Tom Johnson notched a career-high 6.5 sacks as he found a home on the Vikings line after a journeyman career.

Edwards returned to Miami for his second stint as LBs coach for the 2012 and 2013 seasons. In both seasons, Edwards saw 2 starting LBs with at least 100+ tackles. In 2013, newcomers Philip Wheeler (118) and Dannell Ellerbe (101) finished 1st and 3rd on the team in tackles, respectively. Karlos Dansby (133) led the team in 2012 with Kevin Burnett (110) finishing 2nd in team tackles. The Dolphins rush defense ranked 13th in the NFL in 2012.

Edwards served as Defensive Coordinator with the Buffalo Bills in 2010 and 2011. While with the Bills, Edwards led a base 3-4 defense, however the unit was flexible and played out of multiple fronts throughout his tenure. During his time with the Bills, defensive tackle Kyle Williams emerged as a defensive presence and was named to his first Pro Bowl and produced career numbers in sacks (5.5) and fumble recoveries (2) in 2010. Also under Edwards' watch in 2010, the Bills' pass defense allowed an average of 192.0 passing yards per game to rank 3rd in the AFC, while producing 9 fumble recoveries to tie for 4th in the AFC and forcing 12 fumbles to tie for 5th in the AFC.

From 2005-2009, Edwards was the LBs coach for the Miami Dolphins. His first 3 years with Miami were spent tutoring the linebackers before focusing on the inside linebackers in 2008.

Under Edwards, Zach Thomas was selected to the Pro Bowl following both the 2005 and '06 seasons and was named as the NFL Alumni Linebacker of the Year for the 2006 season.

Edwards spent the 2004 season as the Cleveland Browns Linebackers coach. Before that, Edwards was with the Washington Redskins for the 2002 and 2003 seasons. In 2003, Edwards was named the Defensive Coordinator for the 1st time in his career. Following the '03 season, linebacker LaVar Arrington and cornerback Champ Bailey were selected to the NFC Pro Bowl squad. In 2002, Edwards served as the Redskins' assistant defensive coordinator/LBs coach, as Arrington accounted for the most productive season of his NFL career with 107 tackles and 11 sacks and earned his 2nd consecutive Pro Bowl berth. In addition, each of the team's starting LBs, which also included Jesse Armstead and Jeremiah Trotter, surpassed the 100-tackle plateau.

Edwards entered the NFL with the Dallas Cowboys and remained there from 1998-2001. Serving as the LBs coach, Edwards worked under Defensive Coordinator Mike Zimmer who led the Cowboys' defensive attack. Under Edwards' guidance, Dexter Coakley, a 3rd-round draft choice in 1997, was selected to the Pro Bowl twice over the 4-year span (1999, 2001), as he was Dallas' 2nd-leading tackler all 4 years.

Before making the leap to the NFL ranks, Edwards held collegiate assistant posts at Florida (1991), Appalachian State (1992-95), Duke (1996) and Georgia (1997). During his 1-year tenure at Georgia, Edwards tutored a defensive line which included a pair of freshmen in Richard Seymour and Marcus Stroud, both of whom would be selected in the 1st round of the 2001 NFL Draft.

A 4-year letterman at Duke University, Edwards was twice named the special teams captain and an honorable mention All-ACC selection at linebacker in 1989.

A native of Siler City, N.C., Edwards and his wife, Jami, have a son, B.J.

EDWARDS' BACKGROUND

Player

1986-89.....Duke // LB

Coach

1991.....Florida // Assistant

1992-95.....Appalachian State // Assistant

1996.....Duke // Assistant

1997.....Georgia // Defensive Line

1998-01.....Dallas Cowboys // Linebackers

2002.....Washington Redskins // Assistant DC & LBs

2003.....Washington Redskins // Defensive Coordinator


2004.....Cleveland Browns // Linebackers

2005-09.....Miami Dolphins // Linebackers

2010-11.....Buffalo Bills // Defensive Coordinator

2012-13.....Miami Dolphins // Linebackers

2014-.....Minnesota Vikings // Defensive Coordinator



MIKE PRIEFER

SPECIAL TEAMS COORDINATOR

COACHING EXPERIENCE: 22ND SEASON

NFL EXPERIENCE: 14TH SEASON

VIKINGS EXPERIENCE: 5TH SEASON

Mike Priefer enters his 5th year with the Vikings organization as the Special Teams Coordinator in 2015. The 14-year NFL coaching veteran has held the same title with the Denver Broncos and Kansas City Chiefs in years past.

Priefer's special teams units are known for creating big-play opportunities. Since entering the NFL, Priefer has seen his units account for 20 TDs (9 KOR, 6 PR, 3 blocked punts, 1 botched fake FG and 1 safety). He has also seen his squads block 22 kicks (9 punts, 8 FGs, 5 PATs) since 2002. Since Priefer joined the Vikings in 2011, Minnesota is tied with the Ravens and Eagles for the most special teams TDs with 8 (4 KOR, 2 PR and 2 blocked punts) over the 4-year span.

Since joining the NFL, Priefer has helped David Tyree (ST), Chris Hanson (P), Blair Walsh (K) and Cordarrelle Patterson (RS) earn Pro Bowl nods. Both Walsh and Patterson were named 1st-team All Pro in their rookie seasons. Priefer went to the playoffs with the Giants in 2005 (NFC East Champions), 2006 with Kansas City (Wild Card) and 2012 with the Vikings (Wild Card). In 2012, Priefer was named Special Teams Coach of the Year as voted on by his NFL counterparts and his units ranked #1 in the NFL by the acclaimed Dallas Morning News' special teams rankings.

In 2014, Priefer's special teams units showcased a young nucleus of return men, a long-range kicker and a rapidly improving punter. The Vikings special teams were ranked 10th in the NFL by the annual report by the Dallas Morning News. His kick return unit ranked 2nd in the NFL in starting position at the 25.1 yard line. The opponents' kickoff return average was 4th lowest in the league with only a 20.7 kick return average. Patterson and Marcus Sherels continue to be one of the NFL's most dangerous return tandems. Patterson was tied for 6th in the NFL, and ranked 2nd in the NFC, with his 25.6 kick return average. Sherels' 11.0 punt return average was 6th in the NFL and 3rd in the NFC. Sherels' 10.5 career punt return average is tops in franchise history. Walsh would add 5 FGs of 50+ yards during the season, improving his team-record to 17 career FGs of 50+ yards. Since entering the NFL in 2012, Walsh is tied with Phil Dawson for the most 50+ yard FGs makes with 17. After completing his 2nd NFL season, punter Jeff Locke holds a franchise record with a 38.9 career net punting average. The Vikings punt block unit moved into the NFL record books vs. Carolina (11/30/14) for becoming just the 5th team in NFL history to block 2 punts and return both for TDs in the same game. It was the 1st time in team history with 2 blocked punt TDs and the 1st blocked punt TD since 1986. WR Adam Thielen blocked the first punt and returned it 30 yards for the TD becoming only the 4th Viking to block, recover and score in team history and the 1st since 1973. 2 drives later, LB Jasper Brinkley blocked another punt and DE Everson Griffen scooped up the ball and returned in 43 yards for the TD, the longest blocked punt return TD in team history. Thielen would win NFC Special Teams Player of the Week honors for his performance. Safety Andrew Sendejo led the team with 13 special teams tackles and also set a team record for the longest rush on a fake punt when he gained 48 yards to set up a Vikings TD at Chicago (11/16/14).

In 2013, the Vikings showcased the #1 KR man in the NFL, Cordarrelle Patterson, and the #2 PR man in Sherels. Patterson was named 1st team All-Pro and selected to the Pro Bowl after his record-breaking season. Patterson was also named NFC Special Teams Player of the Month for September and NFC Special Teams Player of the Week for his Week 8 performance vs. Green Bay. The rookie broke the Vikings' single-season kick return record with 1,393 kick return yards, on 43 returns, and a 32.4 return average with 2 KR TDs, leading the NFL in all

SPECIAL DELIVERIES

Since taking over the Vikings special teams units in 2011, Mike Priefer's troops have re-written the club record book and posted some of the top performances in the NFL over that span.

2011-14 NFL KICKOFF RETURN TDs

TEAM	KO RETURNS/TDs
Minnesota	217/4
Baltimore.....	184/4

2011-14 NFL KICKOFF RETURN AVG

TEAM	KO RETURN AVG.
Baltimore.....	26.8
Kansas City.....	25.2
New Orleans.....	25.2
Minnesota	25.0

2011-14 NFL SPECIAL TEAMS TDs

TEAM	SPECIAL TEAMS TDs
Minnesota	8
Baltimore.....	8
Philadelphia	8

VIKINGS SPECIAL TEAMS TDs 2011-14

PLAYER, GAME	RETURN
Percy Harvin, at San Diego, 9/11/11	103t KOR
Percy Harvin, at Detroit, 9/20/12	105t KOR
Marcus Sherels, at Detroit, 9/30/12	77t PR
Cordarrelle Patterson, at Chicago, 9/15/13	105t KOR
Marcus Sherels, at NY Giants, 10/21/13.....	86t PR
Cordarrelle Patterson, vs. Green Bay, 10/27/13	109t KOR
Adam Thielen, vs. Carolina, 11/30/14	30 BPR
Everson Griffen, vs. Carolina, 11/30/14.....	43 BPR

categories. The 32.4 KR average is 4th highest in the NFL since the 1970 merger and highest since 1985. Patterson tied the single-season team-record with 2 KR TDs (105t, 109t), also leading the NFL. Patterson's 109-yard KR TD (10/27/13 vs. GB) was the longest kick return in NFL history. With two returns of 105+ yards, Patterson is tied for the most plays over 105 yards in NFL history with Ed Reed and Jacoby Jones. The Vikings average starting position was the 27.2 yard line in 2013. That is the best starting position in the NFL since the NFL moved kick-offs to the 35-yard line in 2010. Not to be outdone, PR Marcus Sherels set the team-record with a 15.2 PR average, good for 2nd in the NFL. Sherels returned 22 punts for 335 yards with a long return of 86 yards for a TD against the New York Giants (10/21/13), the 2nd PR TD of his career, tying a franchise record. Sherels recorded 119 punt return yards against the Giants, a Vikings record for a single game. Sherels posted 2 returns (86t, 50) over 50 yards in 2013, most in a single-season by a Vikings punt returner. With 4 50+ yard punt returns in his career, Sherels is tied for the franchise high. Rookie punter Jeff Locke closed out the season well and set the team rookie-record with a gross average of 44.2 yards per punt. His 39.2 net average ranked 3rd in team history. Blair Walsh set the franchise record with his 12th career 50+ yard FG (9/29/13 vs. Pit), passing Ryan Longwell in only his 2nd NFL season. His 12 consecutive 50+ yard FGs was also an NFL record. By connecting on 4 50+ yard FGs in 4 consecutive games (12/16/12-9/8/13), Walsh set an NFL record for most consecutive games with a FG over 50 yards. Walsh was named NFC Special Teams Player of the Week for his efforts during Week 12 at Green Bay after going 4-4 on FGs and recording 5 touchbacks.

The 2012 season saw the Vikings' special teams units reach new heights. The Vikings punt and kick return coverage units allowed

0 TDs on the season while ranking 3rd in the NFC with an opponent start average at the 20.8 yard line. Priefer's KOR unit ranked 2nd in the NFL with a 24.6 average start following kickoffs. Rookie kicker Blair Walsh made NFL history going 10-10 on FGs of 50+ yards while being selected to his first Pro Bowl along with being named 1st-Team All Pro by the AP. Walsh tacked on another NFL record with 3 50+ (50,51,53) FGs in a game (at St. Louis, 12/16/12). Walsh set a Vikings record with 53 touchbacks in 2012 and tied the longest FG in franchise history with a 56 yarder (at Houston, 12/23/12). Walsh's 53 touchbacks and 92.1 FG % (35-38) were NFL rookie records. To bookend the season, Walsh connected on game-tying (55) and game-winning (38) FGs in Week 1 vs. Jacksonville, the 1st rookie kicker in NFL history to hit game-tying and game-winning FGs in his 1st NFL game. In Week 17, Walsh sent the Vikings to the playoffs with a 29-yard FG against Green Bay (12/30) as time expired. Walsh was named ST Player of the Week 3 times in 2012 while being the NFC ST Player of the Month in December.

The return game shined in Week 4 at Detroit (9/30) where KR Percy Harvin took back the opening kickoff 105 yards for a TD. Not to be left out, PR Marcus Sherels returned a punt 77-yards for his 1st NFL TD in the victory over the Lions. As a unit, the Vikings committed the fewest turnovers (0), made the most FGs (35) and allowed the fewest points (0) in the NFL on special teams. The Dallas Morning News ranked the Vikings special teams as tops in the NFL.

Priefer could not have asked for a better start to the 2011 season, his 1st in Minnesota. Harvin took the opening kickoff, Week 1 at San Diego, 103 yards for a TD. Harvin later made NFL history in Week 12 at Atlanta when he returned a kickoff 104 yards before being stopped at the 3-yard line. It was the longest non-scoring play in League history. The Vikings set a team record in 2011 with a 26.9 average on KORs, good for 2nd in the NFL.

During the 2010 season Priefer had 3 players rank in the Top 10 in each of their respective categories. Eddie Royal was 6th in the NFL with an 11.9 punt return average. Rookie Eric Decker was 10th in KOR average at 25.3 per return. Kicker Matt Prater was tied for 6th in TBs with 20.

In his 1st year as the Broncos' special teams coordinator in 2009, Priefer led a unit that placed 3rd in the league in average opponent drive start after kickoffs (22.9-yard line) and featured 2 AFC Special Teams Player of the Month winners (K Matt Prater and KR/PR Eddie Royal).

Royal in 2009 became only the 11th player in NFL history to have both a kickoff and punt return for a TD in the same game (at San Diego, 10/19/09) while placing 7th in the league in punt return average (11.2 yds.). Prater finished the year making 19 of his final 20 FG attempts and tied for the 3rd-most FGs for a season in club history (30).

Before joining the Broncos, Priefer coordinated Kansas City's special teams from 2006-08 following stints as an assistant special teams coach with the NY Giants (2003-05) and Jacksonville (2002). His coaching career began at his alma mater, the U.S. Naval Academy, as a GA in 1994, and he owns 21 years of experience at the professional and collegiate levels.

During his 3 seasons as the Chiefs' special teams coach from 2006-08, Priefer helped Dustin Colquitt register, at the time, the 3rd-best net punting average (39.2 yds.) and the 6th-best gross average (44.8 yds.) in the NFL for that period. Colquitt's net averages for each of his 3 seasons under Priefer ranked as the top-3 single-season performances in Chiefs history, at that time.

Kansas City also placed 5th in the AFC in opponent PR average (8.2 yds.) in Priefer's 3 seasons and blocked a total of 4 kicks (3 punts, 1 FG) during that period.

In 2008, Colquitt ranked 7th in the NFL in net average (39.2 yds.) under Priefer's guidance with the Chiefs, who also scored a TD that year on a botched opponent fake FG attempt. Priefer's kickoff coverage unit was one of the league's best a year earlier with Kansas City finishing the 2007 season 5th in the NFL in opponent average drive start after kickoffs (26.1-yd. line).

During Priefer's 1st year with the Chiefs in 2006, Colquitt set a franchise season record with a 39.3-yard net average that led the NFL.

Priefer's special teams also tied for the NFL lead with 2 blocked punts, including 1 returned for a TD, and accounted for 1 PR TD (Dante Hall, 60 yds.).

As assistant special teams coach for the Giants from 2003-05, Priefer coached a unit that tied for 3rd in the league with 3 KOR TDs and adding 1 PR TD during that period. The Giants blocked 7 kicks (3 punts, 3 FGs and 1 PAT) with Priefer on staff, and the coach worked with David Tyree during the 2005 season when the WR earned Pro Bowl honors as a cover man.

The Giants' special teams in 2005 placed 2nd in the NFL in the comprehensive rankings compiled by The Dallas Morning News. Priefer worked with a unit that year that included a Pro Bowler (Tyree) and the league's top-scoring kicker (Jay Feely - 148 pts.) while ranking 4th in the league in average starting position after kickoffs (30.7-yard line).

In 2003, Priefer helped the Giants tie for 2nd in the NFL with 4 blocked kicks (2 punts, 1 FG, 1 PAT) during that campaign.

Priefer entered the NFL coaching ranks with the Jaguars in 2002 as their assistant special teams coach. That season, punter Chris Hanson earned the 1st Pro Bowl selection of his career after leading the AFC in both gross (44.2 yds.) and net (37.6 yds.) average. Jacksonville also posted 1 PR TD (Bobby Shaw, 69 yds.) and 2 blocked kicks (1 punt, 1 FG).

From 1994-2001, Priefer coached special teams at the collegiate level, working for Navy (1994-96), Youngstown State (1997-98), VMI (1999) and Northern Illinois (2000-01).

Priefer's instruction at Northern Illinois helped WR Justin McCarens earn MAC Special Teams Player of the Year honors in 2000. His 19.1 punt return average was 3rd best in the nation. Along with coaching the Huskies' special teams, Priefer coached DTs during his 2 seasons at NIU.

He spent a season at VMI in 1999, coaching its special teams and inside LBs, after a 2-year stint at Youngstown State under Head Coach Jim Tressell. He worked with the special teams, tackles and tight ends at Youngstown State and was part of its Division I-AA National Championship squad in 1997.

Priefer began his coaching career as a graduate assistant at Navy in 1994, instructing its special teams that season before coaching its LBs and defensive line from 1995-96. He also coached special teams and served as defensive coordinator for Navy's junior varsity team from 1995-96.

A QB and WR on Navy's junior varsity and lightweight teams from 1985-88, Priefer flew helicopters as a Naval officer for 6 years (1989-94) after his graduation. His work included tours of duty on the USS America in the Persian Gulf and the Mediterranean Sea.

Priefer owns a bachelor's degree from the US Naval Academy from 1989 and received a master's degree from the University of Maryland in 1997. His father, Chuck, was a long-time coach who worked in the NFL (Detroit, Green Bay and San Diego) for 17 seasons and coached at the collegiate level for 12 years.

Priefer was born in Cleveland and moved frequently as a coach's son, graduating from high school in Green Bay. He is married to Debbie, and the couple has four children: Samantha, Michael Jr., Wilson and Katie.

PRIEFER'S BACKGROUND

Coach

1994-96.....U.S. Naval Academy // Graduate Assistant
 1997-98..... Youngstown State // Offensive Tackles/TE/ST
 1999..... Virginia Military Institute // Inside LB/ST
 2000-01..... Northern Illinois // Defensive Tackles/ST
 2002..... Jacksonville Jaguars // Asst. Special Teams Coord.
 2003-05..... New York Giants // Asst. Special Teams Coord.
 2006-08..... Kansas City Chiefs // Special Teams Coordinator
 2009-10..... Denver Broncos // Special Teams Coordinator
 2011..... Minnesota Vikings // Special Teams Coordinator



NORV TURNER

OFFENSIVE COORDINATOR

COACHING EXPERIENCE: 41ST SEASON

NFL EXPERIENCE: 31ST SEASON

VIKINGS EXPERIENCE: 2ND SEASON

Norv Turner enters his 31st season of NFL coaching in 2015 and his 2nd as Offensive Coordinator of the Vikings. A veteran head coach and coordinator, Turner has 15 seasons as a head coach under his belt and as offensive coordinator for Dallas he helped the Cowboys win Super Bowl XXVII (vs. Buffalo, 1992) and XXVIII (vs. Buffalo, 1993).

In his 1st season with the Vikings, Turner's offense hit its stride during the second half of the season after a myriad of circumstances led to early struggles. Turner led rookie QB Teddy Bridgewater to the best season for a rookie QB in team history. Bridgewater was thrust into the starting lineup after starting QB Matt Cassel suffered a season-ending foot injury in the 3rd game of the season. In Bridgewater's 1st career start vs. Atlanta (9/28/14), Turner's game plan guided Bridgewater to a season high 317 passing yards, helping the offense pile up 558 net yards, the 4th most in team history, in a 34-6 win. Bridgewater set virtually every franchise rookie passing record and had the 3rd best completion percentage (64.6%) and the 7th-highest passer rating (85.2) in a season in NFL history by a rookie. Bridgewater finished 259-of-402 for 2,919 passing yards, 14 TDs and 12 INTs as well as 47 rushes for 209 yards and a TD, becoming the 1st QB under Turner to rush for over 200 yards in a season.

With Adrian Peterson missing all but 1 game in 2014, Turner had to rely on inexperienced RBs Matt Asiata and rookie 3rd-rounder Jerick McKinnon. Asiata powered his way to 9 rushing TDs in 2014, tied for 3rd in the NFL, after having only 3 in his opening 3 seasons in the League. On 2 separate occasions in 2014, Asiata tied the team record rushing with 3 TDs in a game (vs. Atlanta, 9/21 & vs. Washington, 11/2). McKinnon, who was an option QB at FCS Georgia Southern, had a productive rookie campaign rushing for 538 on 113 carries (4.8 avg.) in 11 games before missing the final 5 games of the season due to injury. For only the 3rd time since becoming an Offensive Coordinator in 1991 (24 seasons), Turner had multiple 500+ yard rushers - 2014 Minnesota Vikings (Asiata-570 & McKinnon-538), 2010 San Diego Chargers (Tolbert-735 & Mathews-678) and 1997 Washington Redskins (Allen-724 & Davis-567).

Despite never seeing the field in a NFL game prior to 2014, Turner helped WR Charles Johnson, a midseason signing from Cleveland's practice squad, record 31 receptions for 475 yards and 2 TDs in 12 games for the Vikings. Johnson, a NCAA Division II product from Grand Valley State, progressed immensely throughout the season earning the starting nod in 6 contests. Veteran WRs Greg Jennings and Jarius Wright also had productive seasons in 2014. Jennings led the Vikings in receptions (59), receiving yards (742) and receiving TDs (6) while Wright set career highs with 42 catches for 588 yards.

Before joining the Vikings, Turner most recently served as offensive coordinator in Cleveland for the 2013 season and has 8 total previous seasons as a coordinator- Dallas (1991-93), San Diego (2001), Miami (2002-03), San Francisco (2006) and Cleveland (2013). His 3 stints as a head coach came with Washington (1994-2000), Oakland (2004-05) and San Diego (2007-12). Turner has amassed a 114-122-1 record in the regular season as a head coach and has a 4-4 mark in postseason play, earning playoff berths in 4 seasons as head coach. During his head coaching career, Turner has won 4 division titles, adding 3 more division crowns as an assistant and 7 more playoff seasons as

an assistant. Turner won his 100th career game as a head coach in the 2011 season opener against Minnesota in San Diego.

Since 2007, Turner's teams have ranked in the NFL's top 5 in offensive points 3 times and the 2010 Chargers notched the #1 offense in the league with a 395.6 yard per game output. Turner's system has produced the NFL's leading rusher on 5 different occasions- Emmitt Smith (1991-93), Ricky Williams (2002) and LaDainian Tomlinson (2007). With Cleveland in 2013, Browns WR Josh Gordon led the NFL with 1,646 yards and 9 TDs on 87 catches in only 14 games, doubling his yardage output from the season before. Gordon joined Michael Irvin as WRs under Turner who led the NFL in receiving. Since 1991 when Turner joined Dallas as offensive coordinator, he has had backs rush for 1,000+ yards 15 times and boasted a 1,000+ yard receiver 15 times. In 10 of those seasons, Turner's offenses have produced a 1,000+ rusher and receiver in the same season 7 times and he has had a pair of 1,000+ receivers on a team 2 times.

Turner honed his coaching skills at USC from 1976-84 under head coach John Robinson. Robinson had been on the Oregon staff when Turner was a QB for the Ducks from 1971-74. His first taste of coaching came as a graduate assistant in 1975 at Oregon before joining Robinson when he got the head job at USC. Turner coached WRs, DBs, QBs and was offensive coordinator for the Trojans during his tenure as the team won the 1978 national championship and won 4 Rose Bowls. In 1980, Turner coached the DBs at USC, a group that included future 1st-round draft picks Ronnie Lott, Dennis Smith and Joey Browner, who later starred for the Vikings, along with future NFL head coach Jeff Fisher.

Turner joined Robinson's LA Rams staff (1985-90) and was part of a successful program, winning the NFC West in 1985, earning 4 trips to the playoffs in 6 seasons with the club and working closely with pioneering Rams offensive coordinator Ernie Zampese. In 1991, Turner began a 3-season stint as offensive coordinator for Dallas, helping future Hall of Famer Troy Aikman develop into one of the NFL's greats. In Turner's 1st season, Smith led the NFL in rushing and Michael Irvin led the NFL in receiving, the 1st time since the 1970 merger that teammates led the league in each category, a feat only achieved one time since (Indianapolis, 1999). Smith led the NFL in rushing each season and in 1993 earned NFL MVP honors, the only Dallas player to win the award. The Cowboys won consecutive Super Bowls following the 1992 and 1993 seasons.

The foundation Turner laid in Dallas helped him earn the head coaching job in Washington from 1994-2000, posting 4 winning seasons, claiming the NFC East in 1999 and advancing to the NFC Divisional Playoffs. Turner went on to serve as head coach in Oakland (2004-05) and most recently San Diego (2007-12) where he won 3 straight AFC West titles (2007-09) and finished 2nd in the Division the other 3 seasons, advancing to face New England in the 2007 AFC Championship game and posting a 56-40 record in regular season action. Turner was honored as USA Today NFL Coach of the Year in 2009.

Turner was raised in the Bay Area suburb of Martinez and attended Alhambra High. The Turners were mentored by their mother, Vicky, a single parent who battled multiple sclerosis. As a standout QB and DB, Turner earned a scholarship to Oregon where he was a 3-year letterman for the Ducks (1972-74).

Turner's brother, Ron, was an NFL coach with Chicago, Indianapolis and Tampa Bay and currently is head coach at Florida International University, returning to the college ranks where he had been head coach at Illinois and San Jose State. Turner and wife, Nancy, have 3 children. The eldest, Scott, serves on the Vikings coaching staff working with the QBs after working as an assistant coach with Carolina (2011-12) and Cleveland (2013). A nephew, Cameron Turner, served on the Vikings coaching staff in 2011-12 and is currently with the Carolina Panthers.

ROOKIE ON A ROLL

Vikings rookie QB Teddy Bridgewater showed poise beyond his years in 2014, guiding the team to a 6-6 record in his team-record 12 starts by a rookie QB. He led the team to 4 comeback wins in the 4th quarter to match a team record.

2014 NFL PASSER RATING LEADERS IN FINAL 5 GAMES

QB, TEAM, GAMES	RATING
Tony Romo, Dallas, 4	133.7
Teddy Bridgewater, Minnesota, 5	103.0
Eli Manning, NY Giants, 5	100.7

2014 NFL COMPLETION % LEADERS IN DECEMBER

QB, TEAM	% (Comp/Att)
Tony Romo, Dallas	74.8 (83/111)
Teddy Bridgewater, Minnesota	72.3 (86/119)
Ben Roethlisberger, Pittsburgh	68.6 (94/137)

4TH-QUARTER COMEBACK WINS IN VIKINGS HISTORY BY QB

QB, SEASON, NFL EXPERIENCE	COMEBACK WINS
Teddy Bridgewater, 2014, Rookie	4
Daunte Culpepper, 2002, 4th Year	4
Daunte Culpepper, 2000, 2nd Year	4
Jeff George, 1999, 10th Year	4
Brad Johnson, 1997, 6th Year	4
Brad Johnson, 1996, 5th Year	4
Warren Moon, 1994, 11th Year	4
Tommy Kramer, 1985, 9th Year	4
Tommy Kramer, 1980, 4th Year	4

A GRAND ON THE GROUND AND IN THE AIR

Norv Turner's offenses have produced a 1,000-yard rusher and receiver in the same season 11 times. Turner enters 2015, his 31st season of NFL coaching, with 2012 NFL MVP Adrian Peterson in the backfield behind 2014 All-Rookie QB Teddy Bridgewater and a pair of former Pro Bowlers in TE Kyle Rudolph and WR Mike Wallace.

1,000-YARD RUSHERS/RECEIVERS IN SAME SEASON

Rusher (Yds), Receiver (Yds)	Team, Season
Emmitt Smith (1,563), Michael Irvin (1,523)	Dallas, 1991
Emmitt Smith (1,713), Michael Irvin (1,396)	Dallas, 1992
Emmitt Smith (1,486), Michael Irvin (1,330)	Dallas, 1993
Terry Allen (1,309), Henry Ellard (1,005)	Washington, 1995
Terry Allen (1,353), Henry Ellard (1,014)	Washington, 1996
Stephen Davis (1,405), Michael Westbrook (1,191)	Washington, 1999
Stephen Davis (1,405), Albert Connell (1,132)	Washington, 1999
LaDainian Tomlinson (1,236), Curtis Conway (1,125)	San Diego, 2001
LaMont Jordan (1,025), Randy Moss (1,005)	Oakland, 2005
LaDainian Tomlinson (1,110), Vincent Jackson (1,098)	San Diego, 2008
Ryan Mathews (1,091), Vincent Jackson (1,106)	San Diego, 2011


TURNER'S BACKGROUND

Player

1971-74 Oregon // QB

Coach

1975 Oregon // Graduate Assistant
 1976-79 Southern California // WRs
 1980 Southern California // DBs
 1981-83 Southern California // QBs
 1984 Southern California // Offensive Coordinator
 1985-86 Los Angeles Rams // WRs
 1987-90 Los Angeles Rams // WRs & TEs
 1991-93 Dallas Cowboys // Offensive Coordinator
 1994-00 Washington Redskins // Head Coach
 2001 San Diego Chargers // Offensive Coordinator
 2002-03 Miami Dolphins // Offensive Coordinator
 2004-05 Oakland Raiders // Head Coach
 2006 San Francisco 49ers // Offensive Coordinator
 2007-12 San Diego Chargers // Head Coach
 2013 Cleveland Browns // Offensive Coordinator
 2014 Minnesota Vikings // Offensive Coordinator



JEFF DAVIDSON

OFFENSIVE LINE COACH

COACHING EXPERIENCE: 21ST SEASON

NFL EXPERIENCE: 25TH SEASON (21 COACHING/4 PLAYING)

VIKINGS EXPERIENCE: 5TH SEASON

Jeff Davidson's reputation for technical expertise and fitting schemes to personnel has proved effective as he has guided offensive lines that have paved the way for an NFL top-8 rushing attack in 6 of the past 7 seasons. In the past 3 seasons (2012-14), Davidson's linemen have paved the way for an NFL-best 4.9 yards per carry rushing average, ranks tied for 2nd in the NFL with 51 rushing TDs and ranks 4th in the NFL with 135.8 rushing yards per game.

In 2014, the Vikings line had to adjust to constantly changing personnel as injuries decimated the unit and had 3 backups starting late in the season. The team started 5 different offensive line combinations during the season and only started the original starting 5 for the opening 3 games of the season. The line protected rookie QB Teddy Bridgewater as he started 12 games and set virtually every franchise record for a rookie QB and earned All-Rookie honors. Without RB Adrian Peterson the offense turned to veteran RB Matt Asiata and rookie RB Jerick McKinnon to carry the load and the duo combined for 1,108 yards. McKinnon ranked among the NFL's leading rookie rushers before being placed on injured reserve with a back injury. Asiata scored 9 rushing TDs and a pair of 2-point conversions, tying for 3rd in the NFL for rushing TDs on the season.

The 2013 Vikings saw Peterson earn his 6th Pro Bowl berth in his 7 NFL seasons, break the 1,000-yard mark for the 6th time and score 10+ rushing TDs for the 7th time despite missing 2 of the final 3 games of the season. In Peterson's absence, the club turned to former 3rd-stringer Asiata to make his 1st career start in a win over playoff-bound Philadelphia and started again against Detroit. Asiata tied a team record with 3 rushing TDs, his 1st career scores, against Philadelphia and notch his 1st career 100-yard day with a 115-yard effort against Detroit's #6-ranked rushing defense. The Vikings offense hit its stride against Philadelphia with a 48-point offensive output, the most offensive points by the Vikings since 1969. The line stayed largely intact from the record-setting group from 2012 and only 3 games were missed by starters due to injury in 2013. The unit paved the way for the Vikings to lead the NFL in 2013 with 23 rushing TDs.

The Vikings offensive line became a model of consistency and production in 2012, the 2nd season under the tutelage of Davidson. The unit started all 5 players as a group for all 16 regular season games and the Wild Card playoff contest, setting team and NFL records along the way with the 2nd-ranked rushing unit in the NFL. The Vikings ground game ranked #2

in the NFL and tied the Vikings record with 2,634 yards (164.6 per game).

The line paved the way for a remarkable season by RB Adrian Peterson, who earned the 2012 NFL MVP and Offensive Player of the Year honors. Peterson posted the 2nd-highest single-season rushing total in NFL history with 2,097 yards and broke the 100-yard mark 10 times. Making the productivity more amazing was the fact that only Sullivan and Loadholt returned to the positions they manned the season before. Rookie Kalil and 2nd-year player Fusco were making their debuts as starters and Johnson had been reassigned after starting at LT in 2011.

The unit didn't skip a beat though, earning the Madden Most Valuable Player's award 3 times during the season, an award presented by the Hall of Fame coach to the top offensive line each week of the season. Sullivan earned All-Pro honors from Pro Football Weekly/Pro Football Writers Association and Kalil was a late addition to the Pro Bowl and an All-Rookie honoree. Kalil joined Todd Steussie (1994) as the only rookie OTs to start every game during the 16-game era. The line protected 2nd-year QB Christian Ponder as he made strides forward in his 1st full season as the starter, improving his passer rating by 11 points (81.2) and his completion percentage by nearly 8 points (64.2) and threw only 12 INTs in 483 attempts, an INT percentage of 2.5, both ranking in the Vikings top 10 for a season in team history.

Davidson's 1st season with the Vikings in 2011 was a challenge when he dealt with a shuffled line due to injury throughout the season but still led the unit to block for the #4 rushing offense in the NFL, a 6-spot jump from the 2010 Vikings. In his first season on the Vikings staff, Davidson inherited an offensive line that had limited time to work together due to the unusual circumstances of the 2011 offseason lockout.

Only LT Charlie Johnson and RT Phil Loadholt opened all 16 games during the 2011 season up front for the Vikings and Johnson joined the club during training camp, stepping in as the starter. The interior of the line was hampered by injuries that saw 4 different starting combinations between the center and guards. Center John Sullivan enjoyed a career year under Davidson's tutelage and was recognized with a vote in Associated Press All-Pro balloting. In 2011, Davidson's linemen paved the way to tie a Vikings record with 3 players breaking the 100-yard rushing mark during the season- Adrian Peterson, Toby Gerhart and Joe Webb. RB Peterson was stopped just short of his 5th straight 1,000-yard season when sidelined by a season-ending injury. Peterson ended the season with 970 yards in his 12 games played and notched 12 rushing TDs. Gerhart made the most of his opportunities, rushing for 531 yards on the season and had a career-best 109 yards on the ground at Washington, including 105 in the 2nd half of the game.

Davidson has a background as a versatile lineman who was a full-time starter at LT and LG for Denver in 1991 and 1992 respectively, winning the AFC West title in 1991 and advancing to the AFC Championship game. Davidson's been a part of winning programs throughout his career, claiming 5 Division titles as a coach with New England and Carolina, and helping New England take home the Lombardi Trophy in Super Bowls XXXVI, XXXVIII and XXXIX.

RUSHING TO JUDGEMENT

Jeff Davidson's attention to the running game has produced some impressive performances by the RBs who have flourished behind his offensive lines.

Top Rushing Performances Behind Davidson's Lines

Player, Team, Season	Yards
Adrian Peterson, Minnesota, 2012	2,097
DeAngelo Williams, Carolina, 2008	1,515
Adrian Peterson, Minnesota, 2013	1,266
Reuben Droughns, Cleveland, 2005	1,232
Jonathan Stewart, Carolina, 2009	1,133
DeAngelo Williams, Carolina, 2009	1,117

During his 4 seasons in Carolina the team claimed the 2008 NFC South title with a 12-4 mark and established the Panthers ground game as one of the NFL's best. The Panthers were led on the ground by DeAngelo Williams and Jonathan Stewart, who powered their way into the record books in 2009 by both breaking the 1,000-yard mark, Stewart going for 1,133 and Williams posting 1,117. In 2008, Williams ran for a franchise-record 1,515 yards and 18 rushing TDs. Stewart set a franchise record with 206 yards rushing against the NY Giants in 2009 and Williams posted 186 yards against Tampa Bay in 2008 for the 2nd-best mark in team history. The Panthers struggled for consistency at QB in 2009 and 2010, starting 4 different QBs over the 2-year span.

Davidson had a pair of offensive linemen earn Pro Bowl honors- Ryan Kalil at C in 2009 and Jordan Gross at T in 2008. Williams earned Pro Bowl trips in 2008 and 2009 and was joined by WR Steve Smith in 2008.

Prior to taking on the role of offensive coordinator, Davidson honed his skills as a position coach with Cleveland and New England. He coached the Browns offensive line in 2005-06 and oversaw a unit that paved the way for Reuben Droughns to rush for 1,232 yards, breaking a 20-year streak without a Browns 1,000-yard rusher. The shuffled offensive line also protected rookie QB Charlie Frye as he took over under center for veteran Trent Dilfer. During the 2006 season, Davidson was named the Browns offensive coordinator early in the season and his game plans helped TE Kellen Winslow and WR Braylon Edwards reel in 89 and 61 receptions respectively.

Davidson gained the most experience of his coaching career during 8 seasons with New England from 1997-2004, working under head coach Pete Carroll for the opening 3 seasons before Bill Belichick took over the team in 2000. Tutoring the Patriots TEs in 1997 he saw Ben Coates lead the team with 66 catches and earn a Pro Bowl berth. In 2001, in Belichick's 2nd year at the helm, the club won Super Bowl XXXVI over St. Louis, starting a remarkable streak of 3 Super Bowl wins in 4 seasons, claiming Super Bowl XXXVIII against Carolina after the 2003 season and Super Bowl XXXIX over Philadelphia after the 2004 campaign.

Following a 4-season NFL playing career that was cut short by injury, Davidson broke into coaching with New Orleans as a volunteer assistant and offensive assistant with the Saints in 1995-96. Davidson played his final NFL season for New Orleans in 1994 after beginning his career as a 5th-round draft pick by Denver in 1990. In 1991 and 1992 he was a 16-game starter for the Broncos at LT and LG respectively, helping the team advance to the AFC title game in 1991 while protecting Hall of Famer John Elway's blind side.

Davidson was an All-Big Ten honoree as a senior at Ohio State when he served as a team captain. Davidson was a teammate with Chris Spielman, brother of Vikings General Manager Rick Spielman. A member of a strong football family, Davidson's father was an All-American and team captain at OSU and his brother was a LB for the Buckeyes. Jeff and wife, Judi, have sons, Nick and A.J. Nick was a Minnesota All-State honoree as a senior in 2011 at Eden Prairie High School and is currently an offensive lineman at Stanford.


DAVIDSON'S BACKGROUND

Player

1986-89..... Ohio State // OL
 1990-92..... Denver Broncos // OL
 1994..... New Orleans Saints // OL

Coach

1995-96..... New Orleans Saints // OL
 1997-2004..... New England Patriots // OL
 2005-06..... Cleveland Browns // OL
 2007-10..... Carolina Panthers // Offensive Coordinator
 2011-..... Minnesota Vikings // OL



RYAN FICKEN

ASSISTANT SPECIAL TEAMS

COACHING EXPERIENCE: 12TH SEASON

NFL EXPERIENCE: 9TH SEASON

VIKINGS EXPERIENCE: 9TH SEASON

Ryan Ficken enters his 9th season with the Vikings in 2015 and will return to his role as the club's special teams assistant, working with Special Teams Coordinator Mike Priefer for the 3rd consecutive season. Previously, Ficken worked with the Vikings WRs, assisting WR coach George Stewart from 2009-12.

Ficken helped Cordarrelle Patterson earn Pro Bowl honors as a return specialist in 2013 and was named 1st-team All Pro as rookie after his record-setting debut season.

In 2014, the special teams units showcased a young nucleus of return men, a long-range kicker and a rapidly improving punter. The Vikings special teams were ranked 10th in the NFL by the annual report by the Dallas Morning News. The kick return unit ranked 2nd in the NFL in starting position at the 25.1 yard line. The opponents' kickoff return average was 4th lowest in the league with only a 20.7 kick return average. Patterson and Marcus Sherels continue to be one of the NFL's most dangerous return tandems. Patterson was tied for 6th in the NFL, and ranked 2nd in the NFC, with his 25.6 kick return average. Sherels' 11.0 punt return average was 6th in the NFL and 3rd in the NFC. Sherels' 10.5 career punt return average is tops in franchise history.

Blair Walsh added 5 FGs of 50+ yards during the season, improving his team-record to 17 career FGs of 50+ yards. Since entering the NFL in 2012, Walsh is tied with Phil Dawson for the most 50+ yard FGs with 17. After completing his 2nd NFL season, punter Jeff Locke holds a franchise record with a 38.9 career net punting average. During Week 13 vs. Carolina (11/30/14), the Vikings punt block unit moved into the NFL record books for becoming just the 5th team in NFL history to return 2 blocked punts for TDs in the same game. It was the 1st time in team history with 2 blocked punt TDs and the 1st blocked punt TD since 1986. WR Adam Thielen blocked the first punt and returned it 30 yards for the TD becoming only the 4th Viking to block, recover and score in team history and the 1st since 1973. Only 2 drives later, LB Jasper Brinkley blocked another punt and DE Everson Griffen scooped up the ball and returned in 43 yards for the TD, the longest blocked punt return TD in team history. Thielen would win NFC Special Teams Player of the Week honors for his performance. Safety Andrew Sendejo would lead the team with 13 special teams tackles and also set a team record for the longest rush on a fake punt when he gained 48 yards to set up a Vikings TD at Chicago (11/16/14).

In his 1st season as the Special Teams Assistant, 2013 was a record-breaking year. The Vikings showcased the #1 KR man in the NFL, Patterson, and the #2 PR man in Sherels. Patterson was named 1st-Team All-Pro and selected to the Pro Bowl after his record-breaking season. Patterson was also named NFC Special Teams Player of the Month for September and NFC Special Teams Player of the Week for Week 8 vs. Green Bay. The rookie broke the Vikings single-season kick return record with 1,393 kick return yards, on 43 returns, and a 32.4 return average with 2 KR TDs, leading the NFL in all categories. The 32.4 KR average is 4th highest in the NFL since the 1970 merger and highest since 1985. Patterson tied the team-record with 2 KR TDs (105t, 109t), also leading the NFL. Patterson's 109-yard KR TD (10/27/13 vs. GB) was the longest kick return in NFL history. With two returns of 105+ yards, Patterson is tied for the most plays over 105 yards in NFL history with Ed Reed and Jacoby Jones. Sherels set the team-record with a 15.2 PR average, good for 2nd in the NFL. Sherels returned 22 punts for 335 yards with a long return of 86 yards for a TD against the New York Giants (10/21/13), the 2nd PR TD of his career, tying a franchise record. Sherels recorded 119 punt return yards against the Giants, a Vikings record for a single game. Sherels posted 2 returns (86t,

50) over 50 yards in 2013, most in a single-season by a Vikings punt returner. With 4 50+ yard punt returns in his career Sherels is tied for the franchise high. Rookie punter Locke turned it on late and set the team rookie-record with a gross average of 44.2 yards per punt. His 39.2 net average ranked 3rd in team history. Walsh set the franchise record with his 12th career 50+ yard FG (9/29/13 vs. Pit), passing Ryan Longwell in only his 2nd NFL season. His 12 consecutive 50+ yard FGs was also an NFL record. By connecting on 4 50+ yard FGs in 4 consecutive games (12/16/12-9/8/13), Walsh set an NFL record for most consecutive games with a FG over 50 yards. Walsh was named NFC Special Teams Player of the Week for Week 12 at Green Bay after going 4-4 on FGs and recording 5 touchbacks.

The 2012 Vikings battled injuries to the receiving corps throughout the season but went 10-6 to earn a Wild Card playoff berth. Leading receiver Percy Harvin missed the final 7 games of the season with injury but hauled in 62 receptions in the opening 9 games for a 6.9 reception per game average.

In 2011, Percy Harvin set career highs in receptions with 87, receiving yards with 967, and tied a career high with 6 receiving touchdowns. His 87 receptions was also ranked 6th in the NFL. First year wide receiver Devin Aromashodu also made 2011 a season to remember, setting career highs in receptions with 26 and receiving yards with 468.

In 2009, WRs Sidney Rice and Harvin had breakout seasons for the Vikings. Both players were honored as Pro Bowlers and Harvin became the 2nd Viking in 3 seasons to be named NFL Offensive Rookie of the Year. Rice developed as a playmaker and became only the 3rd Vikings' WR to post a 1,300-yard receiving season. Harvin tied for the NFL lead among rookies in receptions and yards and ranked 2nd in team history with 60 catches as a rookie.

The 2007 Vikings offense ranked #1 in the NFL in rushing offense. Peterson had a legendary rookie year, including breaking the NFL's single game rushing record after going for 296 yards against San Diego on 11/4/07 and earning NFL Offensive Rookie of the Year. Peterson finished with 1,341 yards, 12 TDs and was named the Pro Bowl MVP.

Ficken served as an offensive graduate assistant with UCLA in 2006. He worked extensively with Jim Colletto and the offensive line. Prior to his work with the offense, Ficken was a graduate assistant in the football operations department. From 2004-2005, Ficken was a volunteer coach at UCLA, focusing primarily on the defense and the secondary.

Ficken earned his bachelor's in business administration from ASU. He was a member of the Sun Devils football team for 2 seasons and received the Scholar-Athlete Award and was a member of Gamma Beta Phi, the National Scholastic Honor Society.

Ficken is currently finishing graduate school to obtain his masters in comparative education at UCLA. Ficken and wife, Andrea, reside in Eden Prairie with their son, Wyatt.

FICKEN'S BACKGROUND

Player

1998-99..... Arizona State University // WR

Coach


2004-05..... UCLA // Defensive Assistant

2006..... UCLA // Offensive Assistant

2007-08..... Minnesota Vikings // Assistant RB

2009-12..... Minnesota Vikings // Assistant WR

2013..... Minnesota Vikings // Assistant Special Teams



HANK FRALEY

ASSISTANT OFFENSIVE LINE

COACHING EXPERIENCE: 5TH SEASON

NFL EXPERIENCE: 13TH SEASON (2 COACHING/11 PLAYING)

VIKINGS EXPERIENCE: 2ND SEASON

Hank Fraley enters his 2nd season on the Vikings coaching staff in 2015 looking to help the Vikings offense build on a strong finish to the 2014 season. Fraley's played 11 seasons in the NFL and made his pro coaching debut in 2014 after a pair of seasons coaching collegiately.

The 2014 Vikings line was plagued by injuries throughout the campaign but protected rookie QB Teddy Bridgewater as he learned on the job, taking over starting duties in the 4th week of the season. The Vikings line lost 3 starters by the end of the season and had only 2 players start all 16 contests. The team started 5 different offensive line combinations during the season and only started the original starting 5 for the opening 3 games of the season.

Without the services of Adrian Peterson, the Vikings line helped the RB tandem of veteran Matt Asiata and rookie Jerick McKinnon run for 1,108 yards and Asiata tied for 3rd in the NFL with 9 rushing TDs.

Fraley helped the University of San Diego notch an 8-3 mark to tie for 1st in the Pioneer League in 2012 and in 2013 the San Jose State squad went 5-3 in the final 8 games to notch a 6-6 season mark, capping the season with an upset win over #16 Fresno State. He coached 2nd-Team All-Mountain West Conference C Nicholas Casper and honorable mention honoree G Ryan Jones with San Jose in 2012 and had 3 USD linemen honored with All-Pioneer honors in 2012.

Fraley played from 2000-05 with Philadelphia, 2006-09 with Cleveland and in 2010 with St. Louis. A stalwart on the Eagles line as the team went to 4 consecutive NFC title games and advanced to Super Bowl XXXIX against New England, Fraley started 123 of his 142 career regular season games. Fraley played and started in 10 career playoff games. A durable player, Fraley started 119 of the 120 regular season games he played from 2001-08. Fraley was primarily a center, but started games at C, G and T during his NFL career after joining Philadelphia as a rookie free agent out of Robert Morris in 2000.

In Fraley's first 4 seasons as a full-time starter with Philadelphia the team won 4 straight NFC East titles and advanced to the NFC title game 4 times, winning in 2004 over Atlanta to advance to Super Bowl XXXIX. The Eagles went 48-16 in

regular season play from 2001-04 and posted some of the top individual performances in club history. In 2004, QB Donovan McNabb set a team record with a 104.7 passer rating, a completion percentage of 64.0 and threw for 3,875 yards, a team record at the time. McNabb's 31 TDs in 2004 ranks 2nd in team history. Fraley and the Eagles O-line protected McNabb as he went to the Pro Bowl each season from 2001-03 and also played a key role for Philadelphia TE Chad Lewis (2001-02), WR Terrell Owens (2004), RB Michael Westbrook (2004) and TE Mike Bartrum (2005) to earn Pro Bowl berths. During his career, Fraley paved the way for a 1,000-yard rusher in 4 seasons, including back-to-back performances by Cleveland's Jamaal Lewis in 2007 and '08, Duce Staley with Philadelphia in 2002 and Steven Jackson with St. Louis in 2010. Acquired by trade in 2006 by Cleveland, Fraley played under Vikings line coach Jeff Davidson and started all 16 games in '06 despite joining the team only 8 days before the season opener. In 2007, Fraley was named a Browns offensive captain and helped the unit rank 3rd in franchise history with 402 points and 5,621 net yards.

A standout at Robert Morris in Pittsburgh, Fraley had his #75 retired by the school in 2001 and is the 1st RMU alum to play in the Super Bowl. He was enshrined in the school's Hall of Fame in 2006 and honored by the Northeast Conference in 2010. Fraley was an All-Northeastern Conference choice from 1997-99 and the squad won conference titles each season.

Fraley and wife, Danielle, have 4 sons, Trent, Mason, Travis and Beau, and reside in Chaska.


FRALEY'S BACKGROUND

Player

1996-99 Robert Morris // OL
2000-05 Philadelphia Eagles // C
2006-09 Cleveland Browns // C
2010 St. Louis Rams // C

Coach

2012 University of San Diego // Offensive Line
2013 San Jose State // Offensive Line
2014 Minnesota Vikings // Assistant Offensive Line



JONATHAN GANNON

ASSISTANT DEFENSIVE BACKS

COACHING EXPERIENCE: 12TH SEASON

NFL EXPERIENCE: 8TH SEASON

VIKINGS EXPERIENCE: 2ND SEASON

Entering his 2nd season with the Minnesota Vikings, Jonathan Gannon serves as the team's Assistant Defensive Backs/Defensive Quality Control coach.

In his 1st season helping guide the Vikings DBs, the unit improved in a number of statistical categories, jumping from 31st in passing yards per game in 2013 to 7th during the 2014 campaign. Additionally, the Vikings DBs recorded 12 interceptions during the 2014 campaign doubling their 2013 total of 6 interceptions. The Vikings defense posted the league's largest defensive improvement from 2013 to 2014 as the unit allowed 113 fewer points than it did in 2013.

Gannon came to the Vikings after spending the 2012 and 2013 seasons as the Titans Defensive Quality Control coach under current Vikings DBs coach Jerry Gray. Gannon also assisted

coaching the LBs during his 2 seasons in Tennessee.

From 2009-11, Gannon worked in scouting for the St. Louis Rams. He started as a college scout with the Rams working for National Football Scouting in 2009 and 2010 before serving as a pro scout with the Rams in 2011. As a pro scout, Gannon was responsible for scouting upcoming opponents and evaluating pro personnel.

Gannon received his first NFL experience as a Defensive Quality Control Coach under Mike Zimmer while with the Atlanta Falcons in 2007. He served as a Graduate Assistant at his alma mater, the University of Louisville, during the Orange Bowl championship season in 2006. During his final 3 years as a student at the University of Louisville, Gannon served as a student assistant for the football team. Gannon was a defensive back

for one season at Louisville before suffering a career-ending hip injury.

Gannon is a native of Cleveland and was an all-state defensive back and a standout on the basketball court, as well, at St. Ignatius High School, where he was inducted into the school's Hall of Fame. Gannon and his wife, Gina, reside in Minneapolis.

GANNON'S BACKGROUND

Player

2002 Louisville // DB

Coach

2003-05 Louisville // Volunteer Student Assistant

2006 Louisville // Graduate Assistant

2007 Atlanta Falcons // Defensive Asst./Quality Control

2009-11 St. Louis Rams // Scout

2012-13 Tennessee Titans // Defensive Asst./Quality Control

2014- Minnesota Vikings // Assistant DBs/Quality Control



JERRY GRAY

DEFENSIVE BACKS

COACHING EXPERIENCE: 21ST SEASON

NFL EXPERIENCE: 29TH SEASON (20 COACHING/9 PLAYING)

VIKINGS EXPERIENCE: 2ND SEASON

Jerry Gray enters his 2nd season as the Vikings DBs Coach in 2015 with a track record of success as a player and coach with 28 years in the League. A 19-year NFL coaching veteran, Gray has served as a Defensive Coordinator twice, with the Buffalo Bills (2001-05) and Tennessee Titans (2011-13) and played for 9 seasons as a standout DB. Gray has also tutored the DBs for the Seattle Seahawks (2010), Washington Redskins (2006-09) and Titans (1999-2000). During his tenure as the Titans Defensive Coordinator, Gray led a top-10 scoring defense when his 2011 unit ranked 8th in the NFL allowing 19.8 points per game.

With a deep background of playing and coaching DBs, Gray brings experience to the Vikings secondary. In his 1st season guiding the Vikings DBs, the unit improved in a number of statistical categories, jumping from 31st in passing yards per game in 2013 to 7th during the 2014 campaign. Additionally, the Vikings DBs recorded 12 interceptions during the 2014 campaign, doubling their 2013 total of 6 interceptions. The Vikings defense posted the league's largest defensive improvement from 2013 to 2014 as the unit allowed 113 fewer points than it did in 2013.

Vikings S Harrison Smith had a career year with the help of Gray and was the only player in the league to record 3+ interceptions and 3+ sacks, the 4th time in team history a Vikings DB has recorded 3 or more sacks and 3 or more interceptions in a season and the first time a Vikings DB did so since 2003. Smith led the Vikings with 120 total tackles, breaking LB Chad Greenway's streak of six-consecutive seasons leading the team in tackles, becoming the first Vikings DB to lead the team in tackles since CB/S Corey Chavous posted 108 total tackles in 2003.

Vikings CB Xavier Rhodes made strides in his 2nd NFL season with the help of Gray, finishing with 18 pass breakups, which was tied for the 4th-most pass breakups in the NFL during the 2014 campaign.

While coaching the DBs in Tennessee, Gray helped 2nd-year CB Samari Rolle and veteran S Blaine Bishop earn Pro Bowl and All-Pro honors in 2000 while the unit ranked 1st in the NFL in fewest passing yards and total yards allowed.

Following his 1st stint with Tennessee, Gray was named the Bills Defensive Coordinator. His defenses in 2003 and 2004 both ranked 2nd in the NFL for yards allowed and each were rated in the top-10 in points allowed. In 2004 his defense led the NFL in takeaways (39) and ranked 3rd in sacks (45).

Under Gray's tutelage as the secondary coach for the Redskins, S Sean Taylor grew into one the NFL's best young defenders and earned Pro Bowl honors in 2006. Taylor tragically passed during the 2007 season and was selected to the Pro Bowl and selected All-Pro in 2007 posthumously. During his lone season in Seattle, Gray helped rookie S Earl Thomas to an impressive debut starting all 16 games and grabbing 5 interceptions.

A year after retiring as a player, Gray received his 1st coaching job with Southern Methodist as the secondary coach. After a 2-year stint with SMU, Gray was hired by the Tennessee Oilers as the Defensive Quality Control Coach while the team played in Memphis in their 1st season relocated from Houston.

As a player, Gray was a 4-time Pro Bowler (1986-89) and twice earned 2nd-Team All-Pro honors from the Associated

Press (1986, '89) during his 9-year NFL career as a CB. Gray, who finished with 28 career interceptions, was named the NFL's Defensive Back of the Year by the NFLPA in 1989 and won Pro Bowl MVP honors in 1990. Gray was a 1st round selection (21st overall) by the LA Rams out of the University of Texas in 1985. Gray was the 3rd DB selected in the 1985 Draft and part of a 1st round that year that included future Hall of Famers Bruce Smith, Chris Doleman and Jerry Rice.

While at Texas, Gray was a 2-time consensus All-American and 2-time Southwest Conference Defensive Player of the Year as a S. Gray currently ranks 3rd all-time in Longhorn history with 16 career interceptions. Gray recorded 7 interceptions during the 1984 season, the 2nd most in a single season in school history. Gray was named to the Texas All-Time Team and All-Decade Team for the 1980's. Gray was inducted to the College Football Hall of Fame in 2013 becoming the 17th Longhorn player to make it into the Hall of Fame.

A native of Lubbock, Texas, Gray and wife Sherry have two sons, Jeremy, who played football at SMU, and Jayden. Gray started the Jerry Gray Foundation in 2002, providing scholarships in partnership with Texas Tech and actively supporting youth in Lubbock.

GRAY'S BACKGROUND

Player

1981-84 University of Texas // DB

1985-91 Los Angeles Rams // DB

1992 Houston Oilers // DB

1993 Tampa Bay Buccaneers // DB

Coach

1995-96 Southern Methodist // DBs

1997-98 Tennessee Oilers // Defensive Quality Control

1999-00 Tennessee Titans // DBs


2001-05 Buffalo Bills // Defensive Coordinator

2006-09 Washington Redskins // DBs

2010 Seattle Seahawks // DBs

2011-13 Tennessee Titans // Defensive Coordinator

2014- Minnesota Vikings // DBs



JEFF HOWARD

DEFENSIVE ASSISTANT

COACHING EXPERIENCE: 9TH SEASON

NFL EXPERIENCE: 3RD SEASON

VIKINGS EXPERIENCE: 3RD SEASON

Entering his 3rd season with the Vikings in 2015, Jeff Howard will assist the coaching staff with preparation and have a hands-on role on the defensive side of the ball.

During the 2014 season, the Vikings defense improved from 32nd in points allowed per game in 2013 to 13th in points per game in 2014. Minnesota also improved its passing yards per game from 31st in the league in 2013 to 7th in 2014. From 2013 to 2014, the Vikings allowed 113 fewer points, the largest scoring defense improvement in the NFL.

Howard transitioned from his on-field playing days at Eastern New Mexico, where he earned All-American honors for his play and academics, to coaching at Odessa Permian HS in Odessa, TX. Howard was on staff from 2007-10 where he assisted the secondary and linebackers before becoming the defensive coordinator in 2009-10. Howard was on the Texas Tech staff from 2011-12 serving in the defensive quality control role in 2011 and coached the safety position in 2012.

Howard played LB for Eastern New Mexico from 2001-04 and was a 4-time Academic All-Lone Star Conference member.

Howard earned 1st Team All-Lone Star Conference honors as a LB in 2003-04 while capping his career by being named a 2004 AFCA Division II All-American and graduating Cum Laude with degree in biology and chemistry. Howard had his jersey retired by Eastern New Mexico in 2006 and entered ENMU Hall of Honor in 2011.

Howard, his wife, Laci, and daughters, Tasha and Skylar, reside in Eden Prairie.

HOWARD'S BACKGROUND

Player

2001-04 Eastern New Mexico // LB

Coaching

2007-10 Odessa Permian (TX) HS // Assistant DBs/LBs

2011-12 Texas Tech // Defensive Quality Control/DBs

2013- Minnesota Vikings // Defensive Assistant



ANDREW JANOCKO

QUALITY CONTROL-OFFENSE

COACHING EXPERIENCE: 5TH SEASON

NFL EXPERIENCE: 3RD SEASON

VIKINGS EXPERIENCE: 1ST SEASON

Andrew Janocko (juh-NO-coe) enters his first season with the Vikings, serving as the club's Quality Control Coach. Janocko will work closely with Head Coach Mike Zimmer and Offensive Coordinator Norv Turner to prepare the offense for practices and opponents. Janocko brings NFL experience to the position, having held a similar position with Tampa Bay from 2012-13.

Janocko comes to Minnesota after coaching QBs at Division II Mercyhurst during the 2014 season. At Mercyhurst, Janocko guided Brendan Boylan to 3 Pennsylvania State Athletics Conference West Division Offensive Player of the Week honors and a Division II National Player of the Week honor. Boylan started the season as the backup in Janocko's quarterback group but took over the starting job in the third game of the season and helped lead the Lakers to a 7-1 record as a starter. Boylan finished the season 192-of-319 (60.2 percent) for 2,952 touchdowns, 29 TDs and 8 INTs.

From 2012-13, Janocko received his first experience coaching at the NFL level when he served as an Offensive Assistant with the Tampa Bay Buccaneers. While in Tampa Bay, Janocko was responsible for working with Head Coach Greg Schiano and Offensive Coordinator Mike Sullivan in coordinating practice schedules and breaking down film. In 2012, Janocko had a hands-on role with the quarterbacks and kick returners before working with wide receivers and kick returners in 2013.

Janocko served as a graduate assistant under Schiano at Rutgers in 2011. He worked directly with the quarterback unit, helping true freshman signal-caller Gary Nova lead Rutgers to its best record since 2006. Other responsibilities for Janocko at

Rutgers included handling the communication between center and quarterback, and opponent film breakdown.

A three-year letter winner at Pitt, Janocko served as a backup QB and primary placeholder. Janocko spent his first three seasons as a walk-on before earning a scholarship his final season. He was a member of the Panthers quarterback unit when Vikings QB Coach Scott Turner served as the team Offensive Assistant (2008-09) and WRs Coach (2010). A three-time member of the Big East All-Academic Team, he graduated from Pitt in 2010 with a degree in history and minor in political science.

A native of Clearfield, Pa., Janocko was the starting quarterback at Clearfield Area High School, where his dad, Tim, served as the head coach. He led the school to a pair of district championships and was a two-time Pennsylvania Football News All-State honoree.

JANOCKO'S BACKGROUND

Player

2006-09 University of Pittsburgh // QB

Coaching

2011 Rutgers // Graduate Assistant

2012-13 Tampa Bay Buccaneers // Offensive Assistant

2014 Mercyhurst // Quarterbacks

2015- Minnesota Vikings // Quality Control-Offense



ANDRE PATTERSON

DEFENSIVE LINE
COACHING EXPERIENCE: 33RD SEASON
NFL EXPERIENCE: 12TH SEASON
VIKINGS EXPERIENCE: 4TH SEASON

Andre Patterson returns to lead the Vikings defensive line for the 2nd season after spending the 2014 campaign helping install Mike Zimmer's aggressive defensive scheme. Patterson brings 33 years of coaching experience, 12 in the NFL, to the Vikings defensive line. He has reunited in Minnesota with Head Coach Mike Zimmer, after working together in Dallas from 2000-02 with the Cowboys defense and at Weber State in 1988.

Patterson enters his 2nd stint as the DL coach with the Vikings as he was on staff in 1998-99. Patterson has coached at each level, working as a high school head coach, years as a college head coach and assistant and 12 seasons as an NFL coach.

Patterson's front 4 featured 3 new starters in 2014 with DE Everson Griffen, DTs Sharrif Floyd and Linal Joseph joining veteran DE Brian Robison and appearing in a combined 62 out of 64 games as a unit. Griffen had a career year in his 1st season starting and led the team with 12.5 sacks and 21.0 TFLs. Griffen's 12.5 sacks ranked 2nd in the NFC and 4th in the NFL for DEs. Griffen was named NFC Defensive Player of the Month for October when he led the NFL in DL tackles with 20 and posted a NFC-best 6 sacks in a 4-game span. 2nd-year DT Sharrif Floyd produced a career-high 4.5 sacks while veteran DT Tom Johnson registered a career-high 6.5 sacks in 2014, he had 5 sacks during the previous 3 seasons combined in New Orleans. Johnson's 6.5 sacks were tied for 8th most in the NFL by a DT and tied for 5th best in the NFC. The Vikings' 41 sacks tied for 9th in the NFL and tied for 4th in the NFC. As a defensive unit, the Vikings allowed 113 fewer offensive points, the biggest improvement in the NFL in 2014. The 2014 defense allowed 20.3 PPG which ranked 13th in the NFL and a major improvement from the 32nd ranked defense that allowed 27.4 in 2013.

Patterson served as the Assistant Head Coach/Defensive Line Coach in 2013 with Florida International University, his only season with FIU, working under Head Coach Ron Turner, the brother of Vikings offensive coordinator Norv Turner.

From 2010-2012, Patterson served as the Defensive Coordinator at UTEP. Patterson's most successful season at UTEP came in 2011 when the Miners recorded 10 more sacks than the previous year in 1 fewer game. Their TFLs also jumped up by double digits during the 2011 season. In 2010, the UTEP defense yielded fewer than 300 yards in 4 games for only the 3rd time since 1977.

Patterson was the Assistant Head Coach/Defensive Line Coach from 2008-2009 at UNLV. Patterson's highlight win with the Rebels came in 2008 when topping the #15th-ranked Arizona State Sun Devils 23-20.

Patterson joined Mike Shanahan's Broncos staff for the 2005 and 2006 seasons. Patterson was a part of the 13-3 Broncos team in 2005 that reached the AFC Championship game. The defense created 36 turnovers, 5th most in the league and their +20 turnover differential was 2nd best in the NFL. In 2005, the Broncos run defense allowed 85.2 yards per game, 2nd-best in the NFL. The 16.1 points allowed per game was tied for 3rd.

In 2003 and 2004, Patterson was the Cleveland Browns Defensive Line Coach under Head Coach Butch Davis. The Browns defense finished 12th overall in points allowed in 2003.

From 2000-2002, Patterson was the Cowboys DTs coach. From the 2000-01 seasons, Dallas' run defense improved from 32nd in the NFL to 13th. The defense would allow 57.9 fewer rushing yards per game in 2001. The Mike Zimmer-led defense finished the 2001 season ranked 4th in yards allowed with 287.4. In 2002, Patterson's unit added La'Roi Glover and he would help send him to his 3rd consecutive Pro Bowl.

Patterson's first stint in Minnesota was for the 1998-99 seasons. Patterson coached the DL during the Vikings 15-1 season

in 1998 when they lost to Atlanta in the NFC Championship. The offense garnered all of the headlines, but the defense finished the season ranked 6th overall in points allowed and 11th against the run. DT John Randle earned Pro Bowl honors in 1998 under Patterson. The Vikings made the playoffs again in 1999 but fell to the St. Louis Rams, the eventual Super Bowl Champions, in the NFC Divisional Round.

Starting his NFL career in 1997, Patterson joined Pete Carroll and the New England Patriots as a Defensive Assistant. The Patriots won the AFC East in his only season with the club. The defense allowed 289 points during the season, tied for 8th best in the NFL. The Patriots allowed the 5th fewest rushing yards per game with 101.0 as their average.

His first and only collegiate stint as a head coach came at Cal Poly-San Luis Obispo from 1994-96. Patterson led his team to a League title in 1994 and was named American West Conference Coach of the Year. 1994 was Cal Poly's 1st season jumping to Division 1-AA. Patterson was 17-16 in his 3-year tenure at Cal Poly.

From 1992-93, Patterson was the defensive line coach for Washington State under Head Coach Mike Price. The Cougars went 9-3 during the 1992 season and won the Copper Bowl 31-28 versus Utah. They finished ranked #15 in the country.

Patterson made a 2-year stop in the Ivy League when serving as the Defensive Line Coach at Cornell from 1990-91. The 1990 Cornell team won the Ivy League Championship.

Patterson served as the Defensive Coordinator at Western Washington in 1989. The year before, he coached the defensive line at Weber State for the 1988 season serving under then-Defensive Coordinator Mike Zimmer. Patterson was the Head Coach as St. Monica High School in California in 1987. From 1983-86 he was the Defensive Coordinator at Renton High School in Washington. Patterson began his coaching career as a graduate assistant at his alma mater, Montana, in 1982.

A native of Richmond, CA, Patterson and his wife, Donna, reside in suburban Minneapolis with their daughter, Ashmera. Their son, Andre, Jr., coaches football at Portland State University. Patterson earned his bachelor's degree in Secondary Education from Montana in 1983. He played collegiately as an offensive lineman at Contra Costa College and Montana before suffering a career-ending knee injury.


PATTERSON'S BACKGROUND

Player

1980 Contra Costa College // DL
 1981 Montana // OL

Coach

1982 Montana // Graduate Assistant
 1983-86 Renton (WA) High // Defensive Coordinator
 1987 St. Monica High // Head Coach
 1988 Weber State // Defensive Line
 1989 Western Washington // Defensive Coordinator
 1990-91 Cornell // Defensive Line
 1992-93 Washington State // Defensive Line
 1994-96 Cal Poly-SLO // Head Coach
 1997 New England // Defensive Assistant
 1998-99 Minnesota Vikings // Defensive Line
 2000-02 Dallas Cowboys // Defensive Line
 2003-04 Cleveland Browns // Defensive Line
 2005-06 Denver Broncos // Defensive Line
 2008-09 Nevada-Las Vegas // Assistant Head Coach/DL
 2010-12 Texas-El Paso // Defensive Line
 2013 Florida International // Asst. Head Coach/DL
 2014 Minnesota Vikings // Defensive Line



DREW PETZING

COACHING ASSISTANT

COACHING EXPERIENCE: 9TH SEASON

NFL EXPERIENCE: 3RD SEASON

VIKINGS EXPERIENCE: 2ND SEASON

Drew Petzing enters his 2nd season with the Minnesota Vikings and will assist WRs coach George Stewart after spending his first season in Minnesota as the Coaching Assistant working closely with Offensive Coordinator Norv Turner and his staff. Petzing brings a diverse background from collegiate and pro football to the Vikings staff.

In his 1st season with the Vikings, Petzing worked primarily on the field with the Viking running back corps, a position group that saw 2 different RBs lead the team in rushing, including rookie RB Jerick McKinnon, who finished the 2014 campaign with the 3rd-most rushing yards by a rookie, the 3rd-round selection out of Georgia Southern who primarily played as an option QB in college posted 538 rushing yards in his debut season. The rookie finished tied for 5th in the NFL among RBs with more than 100 carries by averaging 4.8 yards per attempt.

Petzing spent the 2013 season with the Cleveland Browns working as a Football Operations Intern focusing primarily on the offensive side of the ball. He served on the Browns staff that included Vikings Offensive Coordinator Norv Turner and QBs coach Scott Turner.

Prior to working for the Browns, Petzing served as the OLBs coach at Yale for the 2012 season.

He spent the 2010 season at Boston College as the Recruiting Graduate Assistant before moving on the field as the Defensive Graduate Assistant in 2011.

After graduating from Middlebury College in 2009, Petzing spent a year with Harvard as a volunteer assistant.

Petzing spent his first 2 years at Middlebury as a Defensive Back on the football team but suffered injuries which ended his playing career. During his time at Middlebury he was teammates with future Super Bowl-winning K Steven Hauschka, who began his NFL career as a rookie free agent with the Vikings. He spent the final 2 years as a Volunteer Student Assistant before graduating from Middlebury in 2009 majoring in economics with minors in math and philosophy.

Petzing got engaged during the 2015 offseason to Louisa Michl.

PETZING'S BACKGROUND

Player

2005-06..... Middlebury // DB

Coach

2007-08..... Middlebury // Volunteer Student Assistant

2009..... Harvard // Volunteer Assistant

2010-11..... Boston College // Graduate Assistant

2012..... Yale // Outside LBs

2013..... Cleveland Browns // Football Operations

2014-..... Minnesota Vikings // Coaching Assistant



ROBERT RODRIGUEZ

ASSISTANT DEFENSIVE LINE

COACHING EXPERIENCE: 8TH SEASON

NFL EXPERIENCE: 1ST SEASON

VIKINGS EXPERIENCE: 1ST SEASON

Robert Rodriguez enters his first season with the Vikings, serving as the team's assistant defensive line coach, following a standout career at the University of Texas at El Paso and professional playing stints in the NFL, NFL Europa and the CFL.

Rodriguez will work closely with defensive line coach Andre Patterson, overseeing a defensive line group that accounted for 31.5 of the Vikings 41 total sacks during the 2014 campaign.

Following his professional playing career, in his first season as a full-time assistant coach at UTEP, he coached four of the Miners' top 7 tacklers. In 2011, LB Isaiah Carter finished with 54 tackles and was named All-Conference USA honorable mention, for the second-consecutive season.

During the 2013 season, the Miners' special teams unit was sparked by Autrey Golden, who under the direction of Rodriguez averaged 27.6 yards per kickoff return, which ranked 10th nationally, and tied for second nationally in KORs returned for TDs (2) and already holds the UTEP career record in that category with 4 TDs in his first 2 collegiate seasons.

The former Miner ranks in the top 5 among UTEP's all-time leading tacklers with 443 career tackles, including 33 TFLs. He led the Western Athletic Conference in tackles in 3-of-4 seasons

with the Miners and was named the WAC Defensive Player of the Year following his senior season in 2004 after being credited with 121 tackles and 16 TFLs and was selected to play in the 2005 East/West All-Star Game.

In his professional playing career, Rodriguez spent time with the Carolina Panthers and Tennessee Titans (2005), before playing for Cologne in the NFL Europa (2006) and the Calgary Stampeders of the CFL (2006-07).

A native of El Paso, TX., Rodriguez was a standout running back at Montwood High School. Rodriguez and wife, Holly, have a son, Caleb.

RODRIGUEZ' BACKGROUND

Player

2001-04..... Texas-El Paso // LB

2006..... Cologne Centurions // LB

2006-07..... Calgary Stampeders // LB

Coach

2008-14..... Texas-El Paso // LBs/Special Teams

2015-..... Minnesota Vikings // Assistant Defensive Line



KEVIN STEFANSKI

TIGHT ENDS

COACHING EXPERIENCE: 11TH SEASON

NFL EXPERIENCE: 10TH SEASON

VIKINGS EXPERIENCE: 10TH SEASON

Entering his 10th season with the Vikings in 2015, Kevin Stefanski will tutor the TEs for the 2nd season. The 2014 offense began to hit its stride late in the 2014 season and ranked among the NFL leaders in several passing categories. The foundation set in 2014 will give the Vikings a head start on 2015 as the club enters the 2nd season in Offensive Coordinator Norv Turner's system.

Stefanski's TE unit played a key role in rookie QB Teddy Bridgewater's progress and earning the All-Rookie team nod. All 3 of the Vikings top TEs- Kyle Rudolph, Rhett Ellison and Chase Ford- caught TDs from Bridgewater on the season. The TE trio averaged 10.6 yards per catch and all 3 were in the starting lineup throughout the season.

In 2013, injuries led to Stefanski working with 3 different QBs who started at least one game during the season with both Matt Cassel and Christian Ponder seeing action in 9 games. Cassel, in his first season with the Vikings, led the team with 1,807 yards, 11 TDs and an 81.6 passer rating. Behind a season-best 123.4 passer rating, Cassel led the Vikings to their first victory of the season in his first start with the club vs. Pittsburgh (9/29/13) in London, England.

The Vikings 2012 season exceeded outside expectations by going 10-6 and earning a berth in the playoffs as a Wild Card. The team continued to develop throughout the season and QB Christian Ponder grew as a signal caller as the season went on. Ponder's improved play in the final month of the season was a key element of the Vikings going 4-0 down the stretch to earn a playoff spot. Ponder's career-best game came vs. Green Bay (12/30) in the regular season finale in a must-win situation to make the postseason. He set a career-best with a 120.2 passer rating and tied his career-high with 3 TD tosses. Ponder did not throw an INT in the final 3 games and had 8 games during the season without throwing a pick. He notched a completion percentage of 70.0%+ in 5 games and had 4 games with a passer rating of 100+. Ponder became the 7th Vikings QB to win 10 games as the starter.

The 2010 campaign was challenging to the Vikings as injuries derailed any consistency the team could build. The team started 3 different QBs, including rookie Joe Webb for the final 2 games of the regular season on the road. The team started Brett Favre for the opening 12 games of his 20th NFL season before injuries severely limited him to 1 more start in the final 4 games. Veteran backup Tarvaris Jackson started 1 game against the NY Giants but suffered a season-ending injury in that contest. Webb relieved Favre in the 1st half of the Monday Night Football game vs. Chicago (12/20) and started the final 2 outings, engineering an upset win at NFC East champion Philadelphia. Webb became only the 2nd Vikings QB to win his 1st start as a rookie and ran for TDs in consecutive weeks.

In 2009, Stefanski had a hands-on role in one of the most successful offensive seasons in Vikings history. The team improved dramatically in the passing game and developed new playmakers in prominent roles. Stefanski and the offensive staff helped veteran free agent Favre mesh with the offense despite reporting to the team in mid-August.

Stefanski spent 2006-08 working directly with then Head Coach Brad Childress on administrative duties and special projects. Stefanski became acquainted with Childress during Philadelphia Eagles training camp in 2005 while working with the team's operations department.

Stefanski spent the 2005 season at his alma mater, the University of Pennsylvania, as Assistant Director of Football Operations. He coordinated all aspects of the Quakers' day-to-day operations of the football team.

A team captain as a senior in 2004, Stefanski was part of one of the most successful stretches in the history of the Quaker football program. The team won Ivy League titles in 2000, 2002 and 2003 and the squad went undefeated in league play during 2002 and 2003.

Twice honored as an Honorable Mention All-Ivy choice in 2002 and 2004, he was named Penn's Defensive Rookie of the Year as a freshman in 2000. During Stefanski's tenure, the squad posted a 42-7 overall record and a 32-3 mark in Ivy play. As a senior, the Quakers went 10-0 to become the 1st undefeated Penn team in a decade.

Stefanski holds a bachelor's degree in communications from Pennsylvania and attended St. Joseph's Prep in Philadelphia. The Stefanski family has made a name in athletics as Kevin's father, Ed, was a standout in basketball at Penn and has held executive positions with the NBA's New Jersey Nets, Philadelphia 76ers and Toronto Raptors.

Stefanski and wife, Michelle, reside in Edina with their sons, Will and Gabe, and daughter, Juliet.

STEFANSKI'S BACKGROUND

Player

2000-04 Pennsylvania // DB

Coaching/Administration

2005 Pennsylvania // Football Operations

2006-08 Minnesota Vikings // Assistant to the Head Coach

2009-13 Minnesota Vikings // Assistant QBs

2014 Minnesota Vikings // TEs



GEORGE STEWART

WIDE RECEIVERS

COACHING EXPERIENCE: 33RD SEASON

NFL EXPERIENCE: 28TH SEASON (27 COACHING/1 PLAYING)

VIKINGS EXPERIENCE: 9TH SEASON

George Stewart enters his 9th season on the Vikings staff in 2015 and his 27th season of NFL coaching. The Vikings' WR corps benefits from Stewart's decades of experience and ability to put players in the best situations to succeed.

Stewart took on the task of developing 1st-year wideouts Adam Thielen and Charles Johnson in 2014 while continuing to utilize veterans Greg Jennings, Cordarrelle Patterson and Jarius Wright. Johnson, a midseason signing from Cleveland's practice squad, broke onto the scene with 31 receptions for 475 yards and 2 touchdowns in 12 games for the Vikings. After spending the entire 2013 on the Vikings practice squad, Thielen caught 8 passes for 137 yards, including a 44-yard TD in the season finale vs. Chicago, the 1st offensive TD of his career. Jennings, the veteran leader of the group, led all receivers with 59 catches for 742 and 6 TDs. Wright set career highs in receptions (42) and receiving yards (588) while hauling in 2 TDs. Wright led the Vikings to an OT victory when he took a screen pass from rookie QB Teddy Bridgewater and ran 87 yards for the game-winning TD vs. NY Jets (12/7/14).

In 2013, Stewart once again helped a rookie WR burst into the NFL. Cordarrelle Patterson earned 1st-Team All-Pro and Pro Bowl honors as the NFL's best KR but his offensive skills shined late in the season. Patterson finished with 3 receiving TDs in the final 4 games and was tied for 1st on the team with 4 receiving TDs on the season. The 3 rushing TDs by Patterson broke a team-record for most rushing TDs in a season by a WR and marked the most by an NFL WR since the 1970 merger. The 50-yard TD run versus Detroit (12/29/13) was the longest scoring rush by a WR in franchise history. Patterson's 45 receptions and 469 receiving yards were 3rd best behind veterans' Greg Jennings and Jerome Simpson. Jennings led the team with 68 receptions for 804 yards and 4 TDs while adding a career-high 11 receptions vs. Philadelphia (12/15/13) with a season-high 163 receiving yards. Jerome Simpson turned in a career-high 726 receiving yards with 1 TD on 48 receptions. 2nd-year WR Jarius Wright continued to impress when given opportunities and finished the season with 3 TDs and 434 receiving yards on 26 receptions (16.6 avg). The Vikings offense finished the season 13th in the NFL, the highest the Vikings have ranked since reaching the NFC Championship in 2009.

The 2012 squad was forced to groom new talent to contribute to the passing game after leading receiver Percy Harvin was sidelined for the final 7 games. Stewart prepared rookie Jarius Wright to step into action in Harvin's absence and catch 22 passes in the final 7 games with a pair of TDs and reel in the longest Vikings pass plays of the season—a 65-yarder vs. Green Bay (12/30) and a 54-yard grab vs. Detroit (11/11) on his 1st career reception. Savvy veteran Michael Jenkins ranked 3rd on the team with 40 catches and had a pair of TDs.

Over the years, Stewart has been a part of successful programs, highlighted by 8 playoff appearances and 3 NFC Championship games with San Francisco in 1997, Atlanta in 2004 and Minnesota in 2009. Recently, Stewart helped win 4 Division titles in the past 12 seasons—consecutive NFC North titles with Minnesota in 2008 and 2009, winning the NFC South with Atlanta in 2004 and an NFC West title in 2002 with San Francisco.

During his Vikings tenure, Stewart has coached Harvin to 2009 Rookie of the Year honors and Sidney Rice to a Pro Bowl berth in 2009. The 2011 season saw Harvin's production increase even more, as he set career-highs in receptions with 87 and receiving yards with 967. He also tied his career-high for receiving TDs with 6. His 87 receptions ranked 6th in the NFL. Harvin also set team-records for most rushing yards in a season by a WR with 345 and most career rushing yards by a WR with 587.

The 2009 Vikings became only the 2nd team in NFL history to have 6 players catch 40+ passes in a season. Rice enjoyed a breakout season and Harvin established himself as multi-talented offensive threat. Rice's 1,312 yards ranked 2nd in the NFC in 2009 and he became only the 4th Vikings WR in team history to eclipse the 1,300-yard mark. Rice's 201 yards vs. Detroit ranks as the 4th-best single-game mark in Vikings history.

Stewart was able to get Harvin acclimated to the pro game and spurred him to NFL Offensive Rookie of the Year and Diet Pepsi Rookie of the Year. Harvin tied for the NFL rookie lead in receptions and yards. Harvin excelled on offense and special teams, earning a Pro Bowl berth as a return man and setting a new Vikings record with 2,081 total net yards. His 60 catches ranked 2nd only to Randy Moss' 1998 debut season when he had 69 receptions in Vikings history for rookie catches.

In 2008, the Vikings WRs contributed to much of the success of an improved passing attack. The Vikings led the NFL with 13 TDs through the air of 20+ yards. Berrian had a career year, setting highs in yards with 964 and TDs with 7.

Throughout Stewart's coaching career, he has been fortunate to learn from some of the game's all-time greats, beginning both his playing and early coaching careers under college legend Lou Holtz. Stewart went on to work in the NFL side-by-side with Chuck Noll, Sam Wyche, George Seifert and Dan Reeves, all men who led teams to the Super Bowl.

During Stewart's tenure in Atlanta, the team won the NFC South title in 2004 and advanced to the NFC Championship game against Philadelphia.

Prior to joining Atlanta, Stewart was an integral part of the San Francisco 49ers' success from 1996-2002, as the team advanced to the playoffs 5 times in those 7 seasons. In 1997, the 49ers won the NFC West with a 13-3 mark and eventually lost to Green Bay in the NFC Championship game. Stewart tutored Terrell Owens, J.J. Stokes and Tai Streets, with Owens making Pro Bowls and All-Pro in 3 straight seasons from 2000-02. Owens had 17 games over the 100-yard receiving mark and 5 games with 150+ yards. He broke a 50-year-old NFL record when he caught 20 passes for 283 yards against the Bears in 2000 en route to his career-best day.

Stewart's 1st taste of NFL coaching came in Pittsburgh from 1989-91, where he coached special teams on Noll's staff. In his debut season in 1989, he helped Rod Woodson to a Pro Bowl as a return man. Following Pittsburgh, Stewart went on to spend 4 years coaching Tampa Bay special teams, where he helped K Mike Husted earn All-Rookie honors in 1993.

Before making the move to the NFL, Stewart spent several years in the college ranks, making his final stop as the Notre Dame LBs coach from 1986-88. Under Holtz's tutelage, the Irish steadily improved from the coach's opening season in '86 to become national champions in 1988, a year in which the team finished 12-0 and defeated West Virginia in the Fiesta Bowl.

Stewart and Holtz began working together in 1983, when Stewart got his start in coaching as an Arkansas graduate assistant, working with the Razorbacks' TEs. When Holtz moved from Arkansas to Minnesota as the Golden Gophers head coach in 1984, Stewart accompanied him as the offensive line coach, his 1st exposure to the state where he would return in 2007. In 2 short seasons, Holtz and his staff quickly turned the Gophers program around, finishing 7-5 in 1985 and winning the Independence Bowl over Clemson, the 1st bowl victory for the Gophers since the 1962 Rose Bowl.

Stewart was a standout guard for the Razorbacks from 1977-80 and helped the squad share the 1979 Southwest Conference title. The team played in 4 straight bowl games dur-

ing Stewart's playing tenure as Arkansas returned to national prominence under Holtz. Stewart was an All-SWC honoree as a junior in 1979, served as a team captain in 1980 and earned a spot on the Arkansas Team of the Decade for the 1970s. He signed with the Kansas City Chiefs in 1981 but spent the season on injured reserve.

Stewart has a bachelor's degree in education from Arkansas and is a native of Little Rock, AR, where he graduated from Parkview High School in 1977.

STEWART'S BACKGROUND

Player

1977-80 University of Arkansas // G
1981 Kansas City Chiefs // G

Coach

1983 Arkansas // Tight Ends
1984-85 Minnesota // Offensive Line
1986-88 Notre Dame // Linebackers
1989-91 Pittsburgh Steelers // Special Teams
1992-95 Tampa Bay Buccaneers // Special Teams
1996-02 San Francisco 49ers // Wide Receivers
2003-06 Atlanta Falcons // Wide Receivers
2007- Minnesota Vikings // Wide Receivers



SCOTT TURNER

QUARTERBACKS

COACHING EXPERIENCE: 11TH SEASON

NFL EXPERIENCE: 5TH SEASON

VIKINGS EXPERIENCE: 2ND SEASON

Scott Turner enters his 2nd season with the Minnesota Vikings and his 5th in the NFL in 2015. Turner will tutor the Vikings QBs, led by 2nd-year starter Teddy Bridgewater, under Offensive Coordinator Norv Turner. Bridgewater leads a new group of QBs in 2015 for the Vikings along with veteran backup Shaun Hill.

Turner led Bridgewater to the best season for a rookie QB in team history. Bridgewater was thrust into the starting lineup after starting QB Matt Cassel suffered a season-ending foot injury in Week 3. In Bridgewater's 1st career start vs. Atlanta in Week 4, the rookie threw for a season-best 317 yards and guided the offense to pile up 558 net yards, the 4th most in team history, in a 34-6 win. The rookie signal caller posted a 6-6 record as a starter and played his best football in the final month of the season when he ranked among the NFL leaders in several areas. Bridgewater set virtually every franchise rookie passing record and had the 3rd best completion percentage (64.6%) and the 7th highest passer rating (85.2) in NFL history for a rookie. Bridgewater finished his rookie campaign 259-of-402 for 2,919 passing yards, 14 TDs and 12 INTs as well as 47 rushes for 209 yards and a TD.

In his lone season as the Cleveland Browns WR coach in 2013, Turner guided 2nd-year WR Josh Gordon to the best receiving season in Browns history and one of the best in NFL history. Despite appearing in just 14 games, he became the 1st player in Browns history to lead the NFL in receiving yards (1,646), which ranks 10th in NFL history. He finished 6th in NFL history and 1st in the league in 2013 with 117.6 receiving yards per game, becoming the 1st player since Tony Holt in 2003 to lead the league in both receiving yards and receiving yards per game. In a game against Pittsburgh (11/24/13), Gordon set a Browns single-game record with 237 receiving yards and broke his own record the following week with 261 yards against Jack-

sonville (12/1), becoming the 1st player in NFL history with back-to-back 200-yard receiving games. His 261 receiving yards against the Jaguars tied for 12th-most in NFL history.

Turner entered the NFL coaching ranks in 2011 as the Carolina Panthers Offensive Quality Control Coach, a position he held for 2 seasons. With 6,237 offensive yards in 2011, the Panthers had 2,102 more yards than when they accumulated 4,135 yards in 2010, making the jump to 7th in the NFL after being last the previous season. The Panthers also scored 31 more offensive TDs in 2011 than they did in 2010. In 2011, QB Cam Newton earned Offensive Rookie of the Year and his 14 rushing TDs broke an NFL record for most rushing TDs by a QB. Turner worked closely with Panthers Offensive Coordinator Rob Chudzinski preparing for upcoming opponents.

Prior to joining the Carolina Panthers, Turner spent 3 seasons at the University of Pittsburgh, 2 as an offensive assistant and his last as WRs coach. In his final season, Turner coached 1st-Team All-Big East WR Jonathan Baldwin who was a 1st-round draft pick in 2011 (#26 overall). Turner was a member of the coaching staff during Baldwin's 3 seasons at the school as he finished with the 8th-most receiving yards (2,337) and tied for the 8th-most receptions (128) in school history. Pittsburgh finished with a combined 27-12 record, including a 2-1 record in bowl games, during Turner's 3 seasons with the program.

Turner spent the 2006-07 seasons at the prep level, coaching at South County Secondary School in Lorton, Va., after 1 season as a graduate assistant at Oregon State in 2005.

He earned a degree in psychology from the UNLV in 2006 where he was a 3-year letterman as a quarterback (2002-04). Turner comes from a family with strong coaching ties as his father, Norv, is the Vikings Offensive Coordinator and uncle, Ron, is the Head Coach at Florida International University. Scott's cousin, Cam, serves as the Assistant Wide Receivers coach for the Carolina Panthers and spent 2 seasons as the Minnesota Vikings Assistant to the Head Coach from 2011-12.

Turner, his wife, Robyn, and son, Harrison, reside in Eden Prairie.

READY BRIDGEWATER

In 2014, Vikings QB Teddy Bridgewater posted one of the top seasons by a rookie in NFL history and carved his name in the club's record book and finished the season on a strong note.

ALL-TIME NFL ROOKIE QB COMPLETION % LEADERS

PLAYER, TEAM	% (Att/Comp)
Ben Roethlisberger, Pittsburgh, 2004.....	66.4 (196/295)
Robert Griffin III, Washington, 2012.....	65.6 (258/393)
Teddy Bridgewater, Minnesota, 2014	64.4 (259/402)

2014 NFL YARDS PER ATTEMPT PASSING IN DECEMBER

PLAYER, TEAM	YPA (Yds/Att)
Teddy Bridgewater, Minnesota.....	9.18 (1,092/119)
Ben Roethlisberger, Pittsburgh.....	9.10 (1,247/137)
Tony Romo, Dallas	8.89 (987/111)

TURNER'S BACKGROUND

Player

2002-04 Nevada-Las Vegas // QB

Coach

2005 Oregon State // Graduate Assistant
2006-07 South County (VA) Secondary // Offensive Coord.
2008-09 Pittsburgh // Offensive Assistant
2010 Pittsburgh // WRs
2011-12 Carolina Panthers // Offensive Quality Control
2013 Cleveland Browns // WRs
2014 Minnesota Vikings // QBs



KIRBY WILSON

RUNNING BACKS

COACHING EXPERIENCE: 28TH SEASON

NFL EXPERIENCE: 18TH SEASON

VIKINGS EXPERIENCE: 2ND SEASON

With 17 years of experience coaching RBs in the NFL, Kirby Wilson enters his 2nd season with the Minnesota Vikings. During his time in the NFL, Wilson has coached 5 RBs who rank in the top-30 for all-time career rushing yards (Emmitt Smith, Curtis Martin, Edgerrin James, Thomas Jones and Adrian Peterson).

With Adrian Peterson missing all but 1 game in 2014, Wilson had to rely on inexperienced RBs Matt Asiata and rookie 3rd-rounder Jerick McKinnon. Asiata powered his way to 9 rushing TDs in 2014, tied for 3rd in the NFL, after having only 3 in his 1st 3 seasons in the League. On 2 separate occasions in 2014, Asiata tied the team record with 3 rushing TDs in a game (vs. Atlanta, 9/21 & vs. Washington, 11/2). McKinnon, who was an option QB at FCS Georgia Southern, had a productive rookie campaign transitioning to a full-time RB and rushing for 538 yards on 113 carries (4.8 avg.) in 11 games before missing the final 5 games of the season due to injury.

Wilson came to Minnesota from Pittsburgh where he served as the RBs coach for the past 7 seasons (2007-13). In 2013, he was in charge of leading rookie RB Le'Veon Bell, who missed the first 3 games of the season and still broke the Steelers rookie record for most yards from scrimmage (1,259). Bell finished with 860 rushing yards and 8 rushing TDs, 3rd-most among NFL rookie RBs in 2013.

In his time as an NFL assistant coach, Wilson has been a part of 3 teams that have participated in the Super Bowl, including 2 Super Bowl Champions (Tampa Bay, 2002; Pittsburgh, 2008). Teams that Wilson has coached have combined to win 5 Division titles and have appeared in the playoffs 7 times. He has coached 7 players that have rushed for over 1,000 yards in a season and 3 players that have earned Pro Bowl honors.

During the 2009-2010 seasons, Wilson coached Rashard Mendenhall to back-to-back seasons eclipsing the 1,000-yard rushing mark. In 2010, Mendenhall finished 7th in the NFL with 1,273 yards.

In his first season with the Steelers, Wilson helped Willie Parker earn his 2nd-consecutive Pro Bowl selection. Parker led the NFL in rushing yards (1,316) through Week 16 before missing the final game of the season due to a leg injury. The Steelers finished the 2007 ranked 3rd in the NFL in rushing at 135.5 yards per game.

Prior to joining the Steelers, Wilson coached the RBs for

the Arizona Cardinals (2004-06) and Tampa Bay Buccaneers (2002-03). In 2004, Cardinals RB Edgerrin James finished 4th in the NFL in rushing yards with 1,548. James earned Pro Bowl honors following the 2004 and 2005 seasons. In his first season with the Buccaneers, Wilson led a trio of backs to collectively gain more than 1,400 yards en route to helping the Buccaneers to a Super Bowl XXXVII victory over the Oakland Raiders. Buccaneers FB Mike Alstott earned Pro Bowl honors following the 2002 season after rushing for 548 and 5 TDs.

Wilson spent the 2001 season in the collegiate ranks serving as the WRs coach under Pete Carroll at Southern California. The Trojans finished the regular season 6-5 and lost to Utah in the Las Vegas Bowl.

In his first two stints in the NFL spanning 4 seasons, Wilson coached a trio of 1,000-plus yard rushers (Stephen Davis, 2000; Robert Edwards, 1998; Curtis Martin, 1997). In 2000, Redskins FB Larry Centers led the team in receptions (80).

Wilson's first 9 years of coaching came at the collegiate level where he had stops at Iowa State (1995-96), Wyoming (1993-94), Southern Illinois (1991-92), Los Angeles Southwest Community College (1989-90) and Pasadena Community College (1985). Under Wilson's guidance at Iowa State, RB Troy Davis earned All-American honors after becoming the only player in NCAA history to have back-to-back seasons reaching the 2,000-yard rushing mark.

Wilson played collegiately as a RB and WR at Pasadena Community College (1979-80) and the University of Illinois (1981-82). He played 2 seasons in the Canadian Football League as a defensive back and kick returner for the Winnipeg Blue Bombers (1983) and Toronto Argonauts (1984).

In 1989, he earned his degree from Eastern Illinois before returning to the sidelines as a coach.

Born in Los Angeles, Calif., Wilson attended Dorsey High School where he was on the football and track teams. Wilson has 5 children: Kris, Michael, Tyler, Malia and Savanna.

BACKS TO THE FRONT

During Kirby Wilson's NFL coaching career he has helped 6 different RBs break the 1,000-yard plateau a total of 7 times. He has mentored 3 players to Pro Bowl berths and been to the playoffs with 3 different franchises, highlighted by the 2002 Buccaneers and 2008 Steelers Super Bowl victories.

WILSON'S 1,000-YARD RUSHERS

PLAYER, TEAM, SEASON	YARDS
Curtis Martin, New England, 1997	1,160
Robert Edwards, New England, 1998	1,115
Stephen Davis, Washington, 2000	1,318
Edgerrin James, Arizona, 2006	1,159
Willie Parker, Pittsburgh, 2007	1,316
Rashard Mendenhall, Pittsburgh, 2009	1,108
Rashard Mendenhall, Pittsburgh, 2010	1,273

WILSON'S PRO BOWLERS

PLAYER, TEAM	PRO BOWL
Stephen Davis, Washington	2000
Mike Alstott, Tampa Bay	2002
Willie Parker, Pittsburgh	2007

WILSON'S BACKGROUND

1979-80	Pasadena Community College // RB/WR
1981-82	Illinois // RB/WR
1983	Winnipeg Blue Bombers // DB/KR
1984	Toronto Argonauts // DB/KR
Coach		
1985	Pasadena Community College // WRs
1986-90	Los Angeles SW Community College // QBs/WRs
1991	Southern Illinois // LBs
1992	Southern Illinois // Passing Game Coordinator
1993-94	Wyoming // Secondary
1995-96	Iowa State // RBs
1997-99	New England Patriots // RBs
2000	Washington Redskins // RBs
2001	Southern California // WRs
2002-03	Tampa Bay Buccaneers // RBs
2004-06	Arizona Cardinals // RBs
2007-13	Pittsburgh Steelers // RBs
2014	Minnesota Vikings // RBs



ADAM ZIMMER

LINEBACKERS

COACHING EXPERIENCE: 10TH SEASON

NFL EXPERIENCE: 10TH SEASON

VIKINGS EXPERIENCE: 2ND SEASON

Adam Zimmer enters his 2nd season as the Vikings linebacker coach in 2015. Zimmer will have a good mixture of youth and experience with a linebacker corps featuring 10-year veteran Chad Greenway and 2nd-year LB Anthony Barr.

During his initial season with the Vikings, Zimmer helped Barr, who was the 9th overall selection in the 2014 NFL Draft, splash onto the scene leading the Vikings in tackles through the first 12 games before missing the final 4 games of the season due to injury. Barr, who is relatively new to the position having played FB for 2 years in college before switching to LB, immediately contributed starting every game he played in recording 99 tackles, 4.0 sacks, 2 forced fumbles and 3 passes defended. Barr's 99 tackles ranks as the 5th most in team history among rookies. The UCLA product was named NFC Defensive Player of the Week in Week 8 after recording 8 tackles, 1.0 sack, 1 pass defended and stripped, recovered and returned a fumble 27 yards on the first play of OT for a game-winning TD at Tampa Bay (10/26/14).

In his 1st season as a NFL position coach, Zimmer saw contributions across the board. Veterans Greenway and Jasper Brinkley started 12 and 11 games, respectively, and helped solidify an otherwise inexperienced group. Greenway totaled 115 tackles while Brinkley corralled 85. 2nd-year LB Gerald Hodges saw the first significant playing time of his young career starting 7 games and amassing 73 tackles. Hodges scored the fastest defensive TD in team history by intercepting Geno Smith of the Jets and returning 27 yards for a TD 12 seconds into the game. Audie Cole, who mainly played special teams throughout the year, made his lone start in the season finale and performed well leading the Vikings in tackles with 14 in a defensive effort that held the Bears to 9 points.

Before joining the Vikings Zimmer spent the 2013 season with the Bengals and has previously worked with New Orleans (2006-09) and Kansas City (2010-12).

In his lone season with the Bengals, Zimmer, who served as the assistant DBs Coach, helped lead one of the top secondaries in the NFL. Despite facing the 5th-most passing attempts in the NFL, the Bengals allowed the 4th fewest passing yards. The

5.9 yards per passing attempt the Bengals defense allowed was the 2nd-best in the NFL, trailing only Seattle. There were seven different Bengals defensive backs who recorded an interception and the group finished with 14 total, which was more than 11 teams had total. The Bengals tied for 5th in the NFL with 20 INTs during the 2013 season.

A coach for 4 playoff teams in his 9 seasons in the NFL, including the Bengals in 2013, Zimmer was also a member of the New Orleans Saints coaching staff in 2009 when they defeated Indianapolis 31-17 in Super Bowl XLIV. Prior to joining the Vikings, all 3 teams he has been with have won a Division title, combining for 4 total.

Prior to joining the Bengals, Zimmer served as Defensive Assistant/Assistant LBs Coach for the Chiefs for 3 seasons. In 2012, his final season in Kansas City, Zimmer coached Tamba Hali, Justin Houston and Derrick Johnson to spots in the Pro Bowl. It marked the 1st time in Chiefs history that 3 LBs were named to the Pro Bowl in the same season. Houston finished the season 5th amongst NFL linebackers with 10.0 sacks. Hali and Johnson both earned Pro Bowl honors in 2011, the 1st time the Chiefs had sent multiple linebackers to the Pro Bowl since 1972.

In Zimmer's 1st season with Kansas City, the Chiefs won the AFC West title with a 10-6 record. Hali had with one of the best seasons by a LB in Chiefs history, finishing with the 2nd-most sacks by a LB in franchise history (14.5). The Chiefs run defense improved in 2010, allowing 46.2 fewer rushing yards per game than they did in 2009, moving up from 31st in the NFL in 2009 to 14th in 2010.

Zimmer spent 4 seasons with the New Orleans Saints and added duties as the Assistant LBs Coach in 2009. During their championship season in 2009, the Saints defense had the 2nd-most takeaways in the NFL (39) and Jonathan Vilma earned Pro Bowl honors.

The Saints won the NFC South and advanced to the NFC Championship Game against Chicago in 2006, Zimmer's 1st in the NFL. The 2006 season saw the Saints improve in both offensive yards allowed and offensive points allowed. The Saints gave up 51 less points and improved from 27th to 13th in the NFL in scoring defense. The Saints defense gave up 5 less yards per game and finished 11th in the NFL in yards allowed.

Zimmer was a Safety for Trinity University in San Antonio, Texas, from 2002-05 and graduated school in 2006. Zimmer is the son of Vikings Head Coach Mike Zimmer and 2014 marks the 2nd season the father and son have worked together. Adam (1/13/84) was born in Ogden, Utah while his father served as an assistant coach at Weber State University.

SUPER MEN

The 2015 Vikings have several players and coaches who have been on the NFL's biggest stage- the Super Bowl. Adam Zimmer helped New Orleans claim the Super Bowl XLIV title with a win over Indianapolis following the 2009 season. Zimmer and his father, Head Coach Mike Zimmer, are the rare family with a pair of Lombardi Trophies. There are 6 members of the Vikings coaching staff who have played in the big game, including 5 that have won the game as a coach. Offensive line coaches Jeff Davidson and Hank Fraley were on opposite sidelines of Super Bowl XXXIX.

VIKINGS WITH SUPER BOWL EXPERIENCE

PARTICIPANT, TEAM

Mike Zimmer, Dallas (coach).....	XXX vs. Pittsburgh
Nor Turner, Dallas (coach).....	XXVII vs. Buffalo, XXVIII vs. Buffalo
Kirby Wilson, Tampa Bay (coach).....	XXXVII vs. Oakland;
Pittsburgh (coach).....	XLIII vs. Arizona; XLV vs. Green Bay
Jeff Davidson, New England (coach).....	XXXVI vs. St. Louis;
.....	XXXVIII vs. Carolina, XXXIX vs. Philadelphia
Hank Fraley, Philadelphia (player).....	XXXIX vs. New England
Adam Zimmer, New Orleans (coach).....	XLIV vs. Indianapolis
Mike Wallace, Pittsburgh (player).....	XLV vs. Green Bay
Linval Joseph, NY Giants (player).....	XLVI vs. New England
Justin Trattout, NY Giants (player).....	XLVI vs. New England

SUPER BOWL

ZIMMER'S BACKGROUND

Player

2002-05..... Trinity University (TX) // S

Coach

2006-08..... New Orleans Saints // Defensive Assistant

2009..... New Orleans Saints // Assistant DBs

2010-12..... Kansas City Chiefs // Defensive Asst./Asst. LBs

2013..... Cincinnati Bengals // Assistant DBs

2014..... Minnesota Vikings // LBs



EVAN MARCUS

HEAD STRENGTH AND CONDITIONING
COACHING EXPERIENCE: 25TH SEASON
NFL EXPERIENCE: 9TH SEASON
VIKINGS EXPERIENCE: 2ND SEASON

Evan Marcus enters his 2nd season as Head Strength and Conditioning coach of the Vikings, working for his 4th NFL franchise. Marcus enters his 9th NFL season this fall and has been in the field for 25 seasons.

During his NFL career, Marcus has been a part of 2 Division Champions- New Orleans in 2000 and Miami in 2008. The 2000 Saints won their NFC Wild Card playoff game over St. Louis at the Superdome to give the franchise their 1st playoff win in the 34-year history of the club before advancing to the NFC Divisional Round against Minnesota. The NFC West title for the Saints was their 1st since 1991 and marked the 1st winning season for the club in 8 years. The 2008 Dolphins went 11-5 to win the AFC East, completing one of the great turnarounds in NFL history after going 1-15 the previous season. The 10-win improvement tied the biggest single-season jump in NFL history. The AFC East championship was the Dolphins' 1st Division title since 2000.

Marcus oversaw strength and conditioning efforts at Virginia from 2011-13 as Director of Football Training and Player Development for the Cavaliers, marking his second stint in Charlottesville, the first coming as Head Strength Coach from 2003-06. Combined with his leadership at UVA, Marcus was head strength coach for the Miami Dolphins from 2008-10 and in 2007 with Atlanta, where he worked with Mike Zimmer.

A 1990 graduate of Ithaca College, Marcus earned his bachelor's degree in exercise science. As a student-athlete he

lettered 3 times as an OL with the Bombers and was a starter on the NCAA Division III national championship team in 1988.

A native of Union, NJ, Marcus attended Caldwell High School. He earned his master's degree at Arizona State in 1992. Marcus and wife, Lori, have a son, Jake, and daughter, Anna.

MARCUS' BACKGROUND

Player

1986-89.....Ithaca // OL

Coach

1991-92Arizona State // Asst. Strength and Conditioning
1993Rutgers // Asst. Strength and Conditioning
1994Maryland // Asst. Strength and Conditioning
1995-97Texas // Asst. Strength and Conditioning
1998-99Louisville // Asst. Strength and Conditioning
2000-02New Orleans Saints // Asst. Strength and Cond.
2003-06Virginia // Head Strength and Conditioning
2007Atlanta Falcons // Head Strength and Conditioning
2008-10Miami Dolphins // Head Strength and Conditioning
2011-13Virginia // Dir. of FB Training and Player Development
2014-Minnesota Vikings // Head Strength and Conditioning



JEFF HURD

ASSISTANT STRENGTH AND CONDITIONING
COACHING EXPERIENCE: 31ST SEASON
NFL EXPERIENCE: 20TH SEASON
VIKINGS EXPERIENCE: 2ND SEASON

Jeff Hurd brings two decades of NFL experience to the Vikings in 2014 and will be working with Evan Marcus to lead the club's strength and conditioning programs.

Hurd most recently served as Head Strength and Conditioning coach for the San Diego Chargers from 2007-12, working under current Vikings Offensive Coordinator Norv Turner. His experience at the NFL level also includes 9 seasons with Kansas City (1998-2006) and starting at the ground level of the expansion Jacksonville Jaguars from 1995-97.

In Hurd's past 8 NFL seasons with San Diego and Kansas City he has helped teams go .500 or better 7 times, advance to the playoffs 4 times and win 3 division titles. He has worked with 7 playoff teams during his career and been with clubs that advanced to the AFC Championship Game 2 times- Jacksonville in 1996 and San Diego in 2007.

Hurd got his first taste of coaching at his alma mater, Fort Hays State, where he served as a graduate assistant after playing baseball at the school. He earned his bachelor's and master's degrees in physical education from Fort Hays before embarking on a career in collegiate strength and conditioning coaching before landing an internship with the Chiefs in 1992.

Hurd and his wife, Kathy, have sons Eric and Austin and a daughter, Audra.

HURD'S BACKGROUND

Player

1981-82Imperial Valley Junior College // baseball

1983-84Fort Hays State // baseball

Coach

1984Fort Hays State // Graduate Assistant
1985-86Delta State // Strength and Conditioning
1986-87Clemson // Asst. Strength and Conditioning
1987-92Western Michigan // Strength and Conditioning
1992-93Kansas City Chiefs // Strength and Conditioning intern
1994Tulsa // Strength and Conditioning
1995-97Jacksonville Jaguars // Strength and Conditioning
1998-06Kansas City Chiefs // Strength and Conditioning
2007-12San Diego Chargers // Head Strength and Cond.
2014-Minnesota Vikings // Asst. Strength and Conditioning



CHAZ MAHLE

ASSISTANT STRENGTH AND CONDITIONING

COACHING EXPERIENCE: 10TH SEASON

NFL EXPERIENCE: 7TH SEASON

VIKINGS EXPERIENCE: 5TH SEASON

Heading into the 2015 season, Mahle will be responsible for managing player workout programs during the offseason strength and conditioning program and throughout the season.

In between stints interning with the Vikings, Mahle worked closely with the Stanford football program that capped the season with a Rose Bowl victory in 2012. As a sports performance assistant, Mahle worked with Stanford's athletic training staff to administer rehab protocols in addition to managing individual player workouts as part of the in-season training program.

Mahle had his first stint with the Vikings during the 2010-11 seasons following a graduate assistantship at Bowling Green. As a part-time assistant with the Jacksonville Jaguars from 2006-07, Mahle received his first NFL experience. Mahle worked with the 2007 club that earned a Wild Card playoff berth following an 11-5 record in the regular season.

As a member of the St. Cloud State football team from 2001-

04, Mahle helped the Huskies win the North Central Conference in 2002 and earn a spot in the Division II playoffs in 2004. He graduated in 2005 with a degree in Physical Education. Mahle attended Blaine High School in the suburban Twin Cities and resides in Ham Lake.

MAHLE'S BACKGROUND

Player

2001-04 St. Cloud State // Cornerback

Coach

2006-07 Jacksonville Jaguars // Part-Time Assistant

2008-10 Bowling Green // Graduate Assistant

2010-11 Minnesota Vikings // Strength and Conditioning Asst.

2012 Stanford // Sports Performance Assistant

2013-14 Minnesota Vikings // Strength and Conditioning Asst.

2015 Minnesota Vikings // Asst. Strength and Conditioning



ERIC SUGARMAN

DIRECTOR OF SPORTS MEDICINE/HEAD ATHLETIC TRAINER

NFL EXPERIENCE: 19TH SEASON

VIKINGS EXPERIENCE: 10TH SEASON

Eric Sugarman enters his 19th NFL season in 2015 and his 10th with the Vikings as the Director of Sports Medicine/Head Athletic Trainer. Sugarman has been part of 6 Division championship teams since 2000 and 8 playoff-bound teams.

During his tenure with the Vikings, Sugarman and his staff have been instrumental in helping several players return from severe injury by creating or enhancing rehabilitation protocols. During the 2012 offseason, Sugarman and his staff worked with RB Adrian Peterson on his remarkable comeback from a severe knee injury in late December 2011. Peterson returned to action for the 2012 season opener and went on to exceed all outside expectations by rushing for 2,097 yards, the 2nd-best season in NFL history, and earning NFL Most Valuable Player and Offensive Player of the Year honors in the NFL along with 1st-Team All-Pro and Pro Bowl recognition.

Sugarman's staff has also overseen the rehabs of LBs Chad Greenway, Heath Farwell and E.J. Henderson, who each suffered season-ending injuries in their careers but returned to earn Pro Bowl berths.

With the Vikings, Sugarman supervises the evaluation and care of all injuries sustained. He and his staff implement and maintain proactive treatment and rehabilitation programs. Sugarman also oversees the Vikings nutrition program where he works closely with the team chef and nutritionist.

The Vikings athletic training staff has broad-based experience in athletic training and have trained under some of the most respected professionals in their field. The staff prides themselves on being proactive while using the most current concepts, modalities and principles. The entire athletic training staff are Performance Enhancement and Corrective Exercise Specialists credentialed through the National Academy of Sports Medicine. The Vikings staff has been trained in the Advanced Graston technique, a patented form of instrument assisted soft tissue mobilization that works to effectively break down scar tissue and fascial restrictions. The staff has also attended a course in myofascial release techniques.

Sugarman has worked closely in the past with the Nike SSP team. He added a sensory station in the athletic training room bringing many new vision training concepts to the Vikings team. Sugarman also has a strong working relationship with Starkey Hearing of Eden Prairie, allowing him to bring state-of-the-art hearing enhancement and ear protection to the team and staff.

Sugarman spent the 1997-99 seasons with the Chicago Bears and the 2000-05 campaigns with Philadelphia. Sugarman got his first taste of the NFL as a summer intern for the Bears' athletic training staff from 1993-95.

Sugarman earned his bachelor's degree in health and physical education with an emphasis in athletic training from West Chester University and went on to earn his master's degree in sports management at the University of Richmond. During his tenure at Richmond, Sugarman served as the graduate assistant athletic trainer for the Spiders football team and head athletic trainer for the Spiders' baseball squad. In 1994-95 Sugarman served as assistant athletic trainer at West Chester and worked as an instructor at the school. In 1996 Sugarman served as an athletic trainer in the Chicago Cubs organization.

Sugarman joined the Bears as an assistant trainer from 1997-99 before moving to the Eagles in a similar role in 2000. The Eagles were noted for progressive rehab programs. That athletic training staff played an integral part in helping Terrell Owens' return from ankle surgery during the regular season in time for Super Bowl XXXIX.


Sugarman is an active member of the Professional Football Athletic Trainers Society, where he serves as the Chairman of the PFATS Member Enhancement Committee. He currently sits on the Advisory Board of Orthology and is a member of the Twin Cities Dunkers Club. Sugarman is also an American Heart Association Basic Life Support, AED and First Aid certified instructor. In 2003 he received the PFATS' "Big Heart" award for saving the life of a fellow Eagles employee by performing CPR. In 2010, Sugarman and former Vikings Head Coach

Brad Childress were co-winners of the American Optometric Association's Eagle Award and in 2009 ESPN Magazine recognized him as the NFL's Most Irreplaceable Athletic Trainer. In 2011, Sugarman was inducted into the Halzleton, PA Area Sports Hall of Fame. In 2013, the Vikings staff was recognized with the Excellence in Aquatics Award by HydroWorx in honor of their progressive use of aquatic therapy.

In 2014, Sugarman helped to implement a program to provide certified athletic trainers for football players in 13 public Minneapolis and St. Paul high schools, servicing over 600 players

for practices and games. The program, in partnership with TriA Orthopaedic Center and with funding help from the Vikings and the National Football League Foundation will help to ensure the safety and welfare of young players.

Sugarman and his wife, Heather, reside in Chanhassen, MN, with their sons, Jacob and Benjamin.



TOM HUNKELE

COORDINATOR OF REHABILITATION/ASSISTANT ATHLETIC TRAINER

Tom Hunkele enters his 10th season as an assistant on the Vikings' athletic training staff in 2015 and will enter this season in a new role as Coordinator of Rehabilitation/Assistant Athletic Trainer. Hunkele and Vikings Director of Sports Medicine/Head Athletic Trainer Eric Sugarman previously worked together for 6 seasons with the Philadelphia Eagles. Hunkele assists in the evaluation and care of all injuries sustained and helps implement proactive treatment and rehabilitation programs for the athletes.

During Hunkele's tenure with the Eagles from 2000-05 he worked with NovaCare Rehabilitation as a Staff Physical Therapist during the off-season and as an assistant with the team starting in the pre-season through the remainder of the schedule. While working with the Eagles, Hunkele was part of Rick Burkholder's highly-regarded staff and was exposed to some of the most progressive rehab programs and techniques at work in the NFL today.

Hunkele started in the athletic training field as a student at Duquesne where he assisted with the athletic training staff for football during his undergraduate days. During the 1997 season

he was exposed to the NFL for the first time when he served as a season-long intern for the Pittsburgh Steelers as the team advanced to the AFC Championship to face eventual Super Bowl champs Denver.

Following his graduation in 1998 with a bachelor's degree in athletic training from Duquesne, Hunkele remained at the school to earn his master's in physical therapy. During graduate school he served as a graduate assistant from 1998-2000 where he worked as head athletic trainer for the men's soccer, ice hockey and men's and women's tennis teams along, with supervising student assistants. Hunkele is certified as a Performance Enhancement Specialist and Corrective Exercise Specialist by the National Academy of Sports Medicine. In 2013, the Vikings staff was recognized with the Excellence in Aquatics Award by HydroWorx in honor of their progressive use of aquatic therapy.

Hunkele, a native of Reading, PA, and graduate of Holy Name High School, is a member of the National Athletic Trainers' Association along with being a licensed physical therapist in Minnesota. Hunkele is married to Rachel and the couple resides in Eden Prairie with their daughters, Zara and Zoe.



ROB ROCHE

ASSISTANT ATHLETIC TRAINER

Rob Roche brings a diverse athletic training background in pro football and collegiate athletics to the Vikings as an assistant on Eric Sugarman's staff.

Roche enters his 10th season with the Vikings in 2015 and assists with the evaluation and care of all injuries sustained and helps implement proactive treatment and rehabilitation programs for the athletes. Roche was a season-long intern with the Philadelphia Eagles in 2000 and during 2003-05 training camps where he worked with Sugarman and Vikings assistant Tom Hunkele.

Before joining the Vikings, Roche spent 2001-06 working as an assistant athletic trainer at Swarthmore College where he provided medical coverage for the NCAA Division III program. Along with athletic training responsibilities, Roche was an Approved Clinical Instructor for athletic training students.


Roche earned his bachelor's degree in health and physical education with an emphasis in athletic training from West Chester University in 1998. During his undergraduate tenure he served an internship in athletic training at the school working with the football team. Following his graduation, Roche moved to the University of Illinois to earn his master's degree in kinesiology where he served as a teaching assistant in the kinesiology

department and was a graduate assistant in UI's Rehabilitation Education Services. He earned his MS degree in 2000.

During Roche's stint at Illinois he was first exposed to the NFL when he was a training camp intern for the Chicago Bears in 1998 and 1999. His experience in pro football continued in 2000 when he was an assistant with the Frankfurt Galaxy in NFL Europe and in 2001 with the World Bowl IX champion Berlin Thunder. Continuing his education through experience, Roche volunteered for two weeks in summer 2003 with the U.S. Olympic Committee in Chula Vista, CA.

Roche is a member of the National Athletic Trainers' Association and the USOC Sports Medicine Society, has served on the Executive Board of the Pennsylvania Athletic Trainers' Society, is certified as a Performance Enhancement Specialist and Corrective Exercise Specialist by the National Academy of Sports Medicine. In 2013, the Vikings staff was recognized with the Excellence in Aquatics Award by HydroWorx in honor of their progressive use of aquatic therapy.

Roche, a native of Tamaqua, PA and graduate of Marian Catholic High, is married to Melissa. The couple resides in Chaska, MN with their sons, Patrick and Cameron.



MATT DUHAMEL

ASSISTANT ATHLETIC TRAINER

Matt Duhamel is in his 3rd season with the Vikings staff as Assistant Athletic Trainer/Physical Therapist after serving as a seasonal Assistant Athletic Trainer for the club since 2010. In 2013, Duhamel joined the Vikings staff on a full-time basis.

Duhamel will assist on Eric Sugarman's staff with injury prevention, evaluation, treatment and rehabilitation and draw on his experience and training as a licensed physical therapist.

Duhamel worked during the off-season in the Twin Cities as an Outpatient Physical Therapist with NovaCare Rehabilitation from 2010-12 while assisting the Vikings in-season and has experience in the NFL prior to joining the Vikings. He spent the 2006 season with the New England Patriots and worked

with the team during the off-seasons of 2005 and 2010 as an athletic training intern and physical therapy clinical student.

A member of the National Athletic Trainer's Association and the American Physical Therapy Association, Duhamel earned his undergraduate degree in athletic training at Northeastern University where he worked with the football and men's basketball teams. He went on to earn his doctorate of physical therapy from Boston University in 2010. Duhamel is certified by the American Board of Physical Therapy Specialties as a Sports Clinical Specialist.

A native of Lawrence, MA, Duhamel resides in Richfield, MN with his wife, Jamie.



ALBERT PADILLA

ASSISTANT ATHLETIC TRAINER

Albert Padilla begins his 3rd season with the Vikings staff as Assistant Athletic Trainer, working with the club in cooperation with NovaCare Rehabilitation. Padilla has a broad background in athletic training and rehabilitation that enhances the Vikings player care programs.

Padilla will assist Eric Sugarman's staff with injury prevention, evaluation, treatment and rehabilitation and draw on his experiences and training as a licensed athletic trainer.


Padilla works with the team year-round as an athletic trainer assisting the Vikings in all aspects of player care and has been with the Vikings since 2013. His prior experience in the NFL includes a training camp internship with the Vikings in 2011 as an athletic training student.

Padilla earned his undergraduate degree in athletic training at Temple University where he worked with football, men's basketball and men's lacrosse teams. He has a diverse background in college athletics while working as a graduate


assistant athletic trainer at Temple University from 2012-2013. He went on to earn his master's degree in exercise science from California University of Pennsylvania in 2014. Padilla is a member of the National Athletic Trainers' Association, a member of Iota Tau Alpha Athletic Training Honor Society, and a certified Corrective Exercise Specialist by the National Academy of Sports Medicine.

Padilla is a 15 year veteran of the United States Marine Corps, where he reached the rank of Captain. He served as a communications officer, providing support to logistics and combat operations during Operation Iraqi Freedom from 2007-2008.

Padilla is a native of Bronx, NY and a graduate of South Bronx High. Padilla resides in Eden Prairie, MN with his wife Maggie with their sons, Alexander and Samuel.



The Minnesota Vikings helped launch a first-of-its-kind program in 2014 to provide certified athletic training coverage to nearly 600 football players in 13 Minneapolis and St. Paul high schools. The Vikings, along with TRIA Orthopaedic Center and a grant from the NFL, helped ensure proper medical care for high school practices and games throughout the season.



SHELDON BURNS, M.D.

TEAM PHYSICIAN

Sheldon Burns returns in 2015 for his 31st season as a Vikings Team Physician. A doctor at Edina Family Physicians, Burns is a Board Certified Specialist in Family Practice, Emergency and Sports Medicine.

Burns is also the Medical Director for the Minnesota Timberwolves of the National Basketball Association, Medical Director for the Minnesota Lynx of the WNBA and the Minnesota Wild of the National Hockey League. He has served as team physician for seven United States Olympic or World Championship teams, most recently for USA Basketball's gold medal winning entry at the Goodwill Games in Brisbane, Australia, in September 2001. Burns worked as a USA Olympics team physician in the Athens games and served as tournament physician for the Minnesota State High School League. In 2014 he was honored as Family Physician of the Year by the

Minnesota Association of Family Physicians.

Burns is a Clinical Professor at the University of Minnesota Medical School and is active in teaching sports medicine at the Minneapolis Sports Medicine Center and The Orthopedic Center. He was a deputy medical commissioner of the International Olympic Committee and has worked in six Olympic Games.

A native of Grand Meadow, MN, and raised in Nisswa, MN, Burns received his undergraduate degree from Hamline University in St. Paul and earned his medical degree in 1974 from the University of Minnesota Medical School.



DAVID OLSON, M.D.

TEAM PHYSICIAN

David Olson is in his 13th season as a Vikings Team Physician in 2015. A doctor at Broadway Family Physicians in Minneapolis, Olson is a Board Certified Specialist in Family Medicine and Sports Medicine.


Olson also works as a Team Physician with the University of Minnesota athletics where he works primarily with the men's basketball program. He volunteers his time covering Minneapolis Community and Technical College basketball, Roseville and Patrick Henry High Schools and Minnesota State High School League events.


Olson is an Assistant Professor at the University of Minnesota's Family Medicine and Community Health Department where he is active teaching medical students, Residents and Sports Medicine Fellows. A native of Sioux Falls, SD and raised in North St. Paul, Olson received his undergraduate degree from Gustavus Adolphus College and medical degree at Minnesota. Olson and wife Renee reside in Roseville with children, Tyler, Autumn and Kobe.

VIKINGS WERE VISIONARY IN VISION PROTECTION

Long-time Vikings Equipment Manager Dennis Ryan has seen his fair share of changes in the NFL over his 38 years working with the team. He has also been on the cutting edge of some changes that have become commonplace in modern football. If necessity is the mother of invention, Ryan fathered his own invention to help former Vikings defensive lineman Mark Mullaney.

After suffering a poke to the eye in a 1984 game, Mullaney and Ryan came up with a solution to allow him back on the field and to play with confidence. Ryan formed a piece of plexiglass to fit into Mullaney's face mask and thus started a trend that would carry on to this day—the visor. Future Vikings would make the look standard, most famously future Hall of Famer Randall McDaniel.





CHRISTOPHER LARSON, M.D.

HEAD TEAM PHYSICIAN


Christopher Larson, the Vikings Head Team Physician, is a nationally and internationally renowned sports medicine fellowship-trained surgeon who specializes in ACL reconstruction, knee arthroscopy, hip arthroscopy, treatment of FAI, hip abductor and proximal hamstring repair, and chronic exertional compartment syndrome. He has performed over 3500 hip arthroscopies / FAI corrective procedures and regularly lectures nationally and internationally.

Larson is a Master Instructor for AANA, Co-chairman of the Academy of Orthopaedic Surgery Hip Preservation Course, Program Director for the MOSMI / Fairview Sports Medicine

Fellowship, and has published over 90 articles regarding knee and hip sports medicine.

Larson has been a team physician for various sports teams including the NHL's Minnesota Wild and Vikings and regularly sees athletes from Major League Baseball, the NBA, NFL, NHL, and Professional Soccer. Larson has consistently been voted a Top Doctor by Mpls / St. Paul Magazine and has been recognized as a Top Orthopedic Surgeon by US News and World Report.

Larson and wife, Angie, have two children, Leo and Hannah.



CHRIS COETZEE, M.D.

TEAM PHYSICIAN

Chris Coetzee is a board-certified orthopedic surgeon who earned his medical degree from the University of Pretoria School of Medicine. Coetzee completed his orthopedic residency at the University of Stellenbosch, located in Cape Town, South Africa. He completed his trauma fellowship in Davos, Switzerland and a foot and ankle fellowship at the University of Washington and Harborview Medical Center in Seattle.

Coetzee sees patients at Minnesota Orthopedic Sports Medicine Institute (MOSMI) at Twin Cities Orthopedics in Edina.

He serves as a fellowship faculty member for the MOSMI/Fairview Orthopedic Sports Medicine Fellowship program. He serves as treasurer on the board for the American Orthopedic Foot and Ankle Society for 2014-16. Coetzee is active as an associate editor of the Foot and Ankle International Journal and also a member of the FAI Editorial Board as well as a reviewer to the Journal of Bone and Joint Surgery and several other orthopedic journals.

Coetzee and wife, Linda, have two sons, Antoine and Peter.



GREG LERVICK, M.D.

TEAM PHYSICIAN

Greg Lervick is a fellowship-trained orthopedic surgeon who specializes in shoulder and elbow injuries and conditions. He earned his medical degree at the University of Iowa, and completed his orthopedic residency at the University of Iowa Hospitals and Clinics. He completed a fellowship in shoulder and elbow surgery at Columbia-Presbyterian Hospital in New York, and received his subspecialty certification in Orthopedic Sports Medicine in 2007.

Lervick was the head team physician for Augsburg College in Minneapolis from 2007-2015. His areas of clinical expertise include a full range of shoulder and elbow procedures, including

both open and arthroscopic techniques used to treat problems such as tendon and ligament injury, rotator cuff disease, joint instability, and arthritis. He has lectured on numerous shoulder and elbow topics locally, nationally, and internationally, and is consultant reviewer to several subspecialty orthopedic journals.

Lervick is a fellowship faculty member for the MOSMI/Fairview Orthopedic Sports Medicine Fellowship program, and sees patients at Twin Cities Orthopedics in Edina. He and his wife Katie have two children, Bjorn and Anna.

2015 VIKINGS SPORTS MEDICINE STAFF

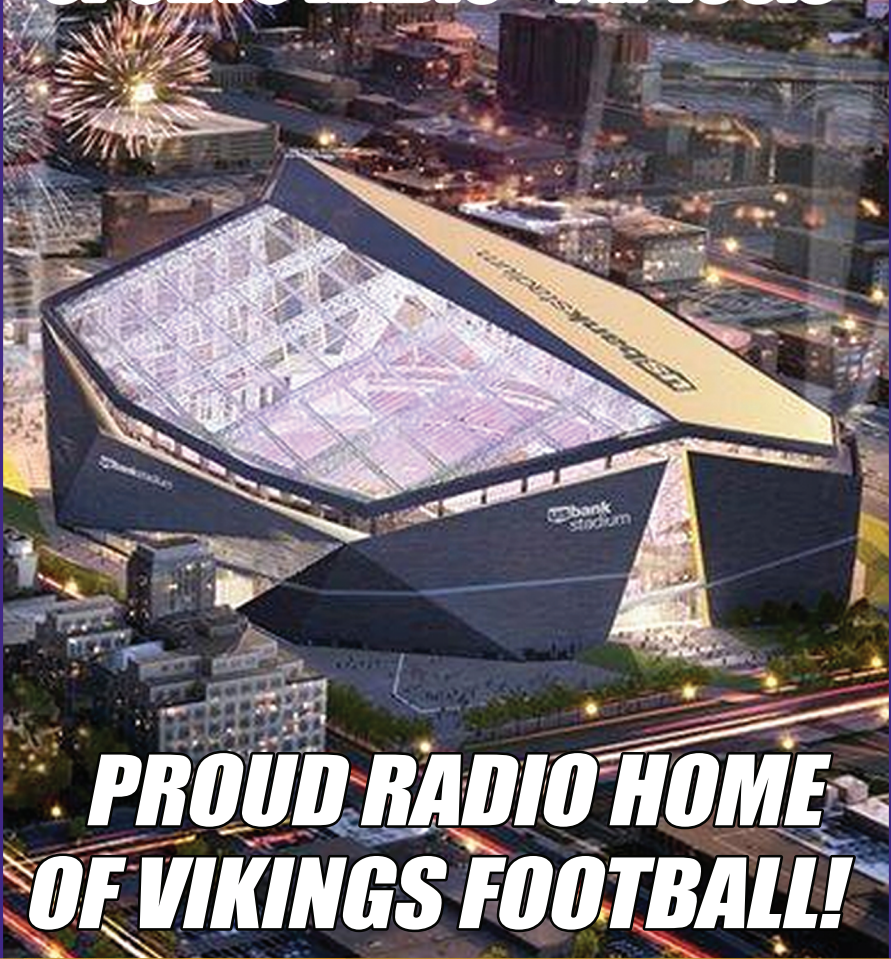
David Haase - Chiropractor

Josh Sandell - Sports Medicine Specialist

Jon Graves - Sports Medicine Specialist

KFAN

SPORTS RADIO - FM 100.3



**PROUD RADIO HOME
OF VIKINGS FOOTBALL!**

www.KFAN.com



KFAN1003



KFAN1003

#KFANVIKES



STAFF



GEORGE PATON

ASSISTANT GENERAL MANAGER

George Paton enters his 9th season with the Vikings in 2015, serving as the club's Assistant General Manager and working closely with General Manager Rick Spielman to oversee personnel decisions for the team.

The duo have a long professional history together, having worked on the personnel staffs in Chicago and Miami before joining forces again in Minnesota.

From 2012-14 the Vikings were creative in gaining draft choice that allowed them to select 7 players in the 1st round and form the young foundation for the future of the team.

In 2014, the Vikings drafted LB Anthony Barr (#9) and QB Teddy Bridgewater (#32) and both made immediate impacts. Bridgewater earned Pepsi Rookie of the Year honors by fan voting and was named to the All-Rookie team. Barr started 12 games before being sidelined by injury and finished 4th on the team in tackles.

The 2012 Vikings benefitted from an influx of young talent and spurred the squad to a Vikings-record 7-win improvement over the previous season, finishing 10-6 and earning a Wild Card playoff berth. The Vikings landed 3 draft picks on the All-Rookie team- Matt Kalil, Harrison Smith, Blair Walsh- and a pair of rookies- Kalil and Walsh-garnered Pro Bowl honors.

The Vikings roster development through free agency, trades and the draft built the foundation for the back-to-back NFC North Champions in 2008 and 2009. The Vikings tied a team record with 10 players earning Pro Bowl berths in 2009, 5 were acquired by the draft, 4 by free agency and 1 via trade.

The 2009 team tied the 2nd-most wins in franchise history

with a 12-4 mark in the regular season and advanced to the NFC Championship game for the first time since 2000. The Vikings 22 wins over the 2008 and 2009 seasons leads the NFL over that span and ranks 2nd in the NFL.

Paton's primary focus is coordinate scouting and personnel functions within the Vikings Pro Scouting Department and lend his expertise to the College Scouting Department as they prepare for the annual NFL Draft.

Paton spent 6 seasons (2001-06) with the Miami Dolphins as Director of Pro Personnel. Paton began his NFL career in the college and pro scouting departments of the Chicago Bears, rising to the position of Assistant Director of Pro Personnel in 2000.

A 4-year letter winner as a DB at UCLA from 1988-91, Paton was a part of a pair of Bruin bowl teams. He earned a bachelor's degree in history and went on to play in professional football leagues in Italy and Austria.

Paton (pronounced Payton) and wife, Barbara, have a daughter, Bella, and son, Beau.

BUILDING THROUGH THE DRAFT

PRO BOWLERS DRAFTED BY THE VIKINGS

Player	Year/Rd.	School	Pro Bowl			
Tommy Mason	1961/1	Tulane	1962-64	#Terry Allen	1990/9	Clemson
Rip Hawkins	1961/2	North Carolina	1963	Todd Scott	1991/6	Southwest Louisiana
#Fran Tarkenton	1961/3	Georgia	1964-65, '67-70, '75-77	Ed McDaniel	1992/5	Clemson
#Bobby Bell	1962/2	Minnesota	1971-73	#Brad Johnson	1992/9	Florida State
Carl Eller	1964/1	Minnesota	1968-71, '73-74	Robert Smith	1993/1	Ohio State
Milt Sunde	1964/20	Minnesota	1966	Todd Steussie	1994/1	California
Dave Osborn	1965/13	North Dakota	1970	Korey Stringer	1995/1	Ohio State
Gene Washington	1967/1	Michigan State	1969-70	Randy Moss	1998/1	Marshall
Alan Page	1967/1	Notre Dame	1968-76	Matt Birk	1998/6	Harvard
Bob Grim	1967/2	Oregon State	1971	Daunte Culpepper	1999/1	Central Florida
Bobby Bryant	1967/7	South Carolina	1975	Michael Bennett	2001/1	Wisconsin
Ron Yary	1968/1	USC	1971-77	Bryant McKinnie	2002/1	Miami
#Ed White	1969/2	California	1975-78, '80	Kevin Williams	2003/1	Oklahoma State
Jeff Siemon	1972/1	Stanford	1973, '75-77	E.J. Henderson	2003/2	Maryland
Chuck Foreman	1973/1	Miami	1973-77	Chad Greenway	2006/1	Iowa
Matt Blair	1974/2	Iowa State	1977-82	Adrian Peterson	2007/1	Oklahoma
Sammy White	1976/2	Grambling	1976-77	Sidney Rice	2007/2	South Carolina
Tommy Kramer	1977/1	Rice	1986	Percy Harvin	2009/1	Florida
Scott Studwell	1977/9	Illinois	1987-88	Kyle Rudolph	2011/2	Notre Dame
Joe Senser	1979/6	West Chester State	1981	Matt Kalil	2012/1	USC
Wade Wilson	1981/8	East Texas State	1988	Blair Walsh	2012/6	Georgia
Steve Jordan	1982/7	Brown	1986-91	Cordarelle Patterson	2013/1	Tennessee
Joey Browner	1983/1	USC	1985-90	# Fran Tarkenton played in Pro Bowl with the NY Giants 1967-70; Bobby Bell never played with the Vikings and all his Pro Bowl appearances were with the Kansas City Chiefs; Ed White played in the 1978 and 1980 Pro Bowls with the San Diego Chargers; Chris Doleman played in the 1995 Pro Bowl with the Atlanta Falcons and the 1997 Pro Bowl with the San Francisco 49ers. Terry Allen played in the 1996 Pro Bowl with Washington, Brad Johnson played in the 1999 Pro Bowl with the Washington and 2002 with Tampa Bay.		
Carl Lee	1983/7	Marshall	1988-90			
Keith Millard	1984/1	Washington State	1988-89			
#Chris Doleman	1985/1	Pittsburgh	1987-90, '92-93, '95, '97			
Henry Thomas	1987/3	Louisiana State	1991-92			
Randall McDaniel	1988/1	Arizona State	1989-99			



RYAN MONNENS

DIRECTOR OF PRO SCOUTING

Ryan Monnens begins his 14th season in the Vikings scouting department in 2015 and his 3rd season as the Director of Pro Scouting. Monnens oversees the Vikings pro scouting efforts and is responsible for scouting NFL players, advance scouting of opponents, assisting with the pro scouting database and scouting other professional leagues.

Monnens spent 8 seasons as a pro scout after spending 3 seasons as a pro personnel assistant. He joined the Vikings as an intern in 1998 and spent the following 3 seasons in public relations with the club.

Monnens played WR at St. John's University in Collegeville, MN (1995-97) under legendary coach John Gagliardi, the all-time winningest coach in college football history. During

his tenure at St. John's, the Johnnies won the Minnesota Intercollegiate Athletic Conference title in 1995 and '96, advanced to the NCAA playoffs, and posted a 25-6-1 record.

A Minnesota native, Monnens grew up in Richmond and attended Rocori High School. Monnens earned his bachelor's degree from St. John's in 1998. Monnens resides in Excelsior with his wife, Krissy, and their daughter, Olivia.



JAMAAL STEPHENSON

DIRECTOR OF COLLEGE SCOUTING

Jamaal Stephenson enters his 14th season with the Vikings in 2015 and enters his 2nd season leading the club's college scouting operations. In Stephenson's tenure, 13 Vikings rookies have earned All-Rookie accolades and 2, Adrian Peterson and Percy Harvin, have been named NFL Offensive Rookie of the Year. In 2014 Teddy Bridgewater earned Pepsi NFL Rookie of the Year in fan voting. Since 2007, the Vikings have sent 5 rookie players to the Pro Bowl in their debut seasons- Cordarrelle Patterson (2013), Matt Kalil (2012) Blair Walsh (2012), Percy Harvin (2009) and Adrian Peterson (2007)

In 2009, Stephenson was promoted to Assistant Director of College Scouting after originally joining the club in 2002 as a college scout. Stephenson has worked closely with former college director Scott Studwell since joining the Vikings and took over the college department for the 2014 season.

Stephenson was recognized by the Fritz Pollard Alliance with the NFC Scout of the Year award for the 2012 season, presented during the 2013 Scouting Combine in Indianapolis.

Stephenson joined the Vikings in 2002 after spending 2 years with the Houston Texans. In May of 2000, he was hired as College Administrator for the Texans. During his time in Houston, he was in charge of scouting areas of Texas, Oklahoma and Louisiana.

Prior to joining the Texans, Stephenson spent one year as a scouting assistant for the Washington Redskins. His duties included evaluations and producing scouting reports. In the spring of 1998, Stephenson coached defensive backs as a graduate assistant at UMass.

Stephenson is a native of Goldsboro, NC. He was a 2-time All-Ivy League honoree at Brown as a DB, and was also awarded the team's "Unsung Hero" Award. He earned his bachelor's in organizational behavior management in 1997, and his master's in sport management from Massachusetts in 1999. In 2003, Stephenson was selected to Brown's All-Decade Football Team for the 1990's. He was honored as part of the 125-year anniversary celebration of football at Brown University.

Stephenson and his wife, Emily, have sons, Noah and Julian, and a daughter, Gabrielle.

DEFENSIVE BACKS TO THE FRONT

The Vikings have drafted 5 defensive backs in the 1st round of the draft in team history, 3 of those 5 have come in the past 4 seasons and all 3 will be key components to the 2015 Vikings. The Vikings DBs in 2015 are also joined by former 1st-round draft pick Terrance Newman, the #5 overall selection in 2003 by the Dallas Cowboys when Vikings Head Coach Mike Zimmer was with the Cowboys.

In 2015, CB Trae Waynes became the highest-drafted DB in Vikings history, taken with the #11 overall pick.

VIKINGS 1ST ROUND DEFENSIVE BACKS

PLAYER	SELECTION
Joey Browner, S, USC	#19, 1983
DeWayne Washington, CB, North Carolina State	#18, 1994
Harrison Smith, S, Notre Dame	#29, 2012
Xavier Rhodes, CB, Florida State.....	#25, 2013
Trae Wayne, CB, Michigan State	#11, 2015



SCOTT STUDWELL

COLLEGE SCOUT/REGIONAL

A key part of the Vikings for 39 seasons in different capacities, Scott Studwell enters the 2015 season working with the Vikings college scouting efforts as a regional scout after serving from 2002-13 as Director of College Scouting.

Studwell is in his 5th decade with the team and is one of the most enduring figures in Vikings history. He enters his 23rd year in the team's Player Personnel department in 2014. Studwell retired from his 14-year playing career after the 1990 season (1977-1990) and spent a year as the Vikings Assistant to the President/Player Relations in 1991 before being named the Player Personnel Coordinator from 1992-2001 and named Director of College Scouting in 2002.

Studwell's place in team history was immortalized in 2009 when he was inducted into the Vikings Ring of Honor. A member of the Vikings' 25th, 40th and 50th Anniversary All-Time Teams, Studwell holds team records for tackles in a career (1,981), season (230 in '81) and game (24 vs. Detroit in '85), as well as solo tackles in a career (1,308). No other player in Vikings history has over 1,500 career tackles. According to team media guides Studwell has more tackles with one organization than any other player in NFL history. In addition, Studwell is one of only five Minnesota players to participate in over 200 games during his career. He also played in 12 playoffs contests, including NFC Championship Games following the '77 and '87 seasons. In '87 and '88 Studwell was voted to the Pro Bowl. In '89 he was named 2nd-team All-NFC by United Press International. He also was Minnesota's recipient of the Ed Block Memorial Courage Award in '87. After earning the starting MLB job in '80, Studwell led the Vikings in tackles the next 6 seasons. He also was the team's leading tackler in

'88 and '89. Studwell, who tied for the team lead in fumbles recovered three times ('82, '86, '88), finished his NFL career with 15 FRs and 11 INTs.

Drafted by Minnesota in the 9th round from Illinois in '77, Studwell finished his collegiate career as the school's second all-time tackler (342) behind Dick Butkus (374). In '76 Studwell recorded 177 tackles to surpass Illinois' season record, formerly held by Butkus. As a senior Studwell recorded 23 tackles against Purdue to tie the school's single-game record.

In '90 Studwell was named to Illinois' All-Century Team, joining Butkus and Ray Nitschke as the linebackers on that squad. Studwell earned 2nd-team All-America and 1st-team All-Big Ten honors in '76, and 2nd-team All-Conference mention in '75. Studwell also was the team's co-captain and co-MVP in '76, when he played in the Hula Bowl, East-West Shrine Game and Japan Bowl.

A native of Evansville, IN (8/27/54), John Scott Studwell starred at Evansville High School. In 2001 Studwell was elected into the Indiana Football Hall of Fame. He majored in commerce at Illinois. During his playing career, he sat on the Board of Directors of the Boys and Girls Clubs of Minneapolis. Scott and wife Jenny have two daughters, Jessie and Samantha, and a son Jack along with grandchildren Penny and JJ.

ROOKIES IN A RUSH

The Vikings 2012 draft class make an immediate impact on the club, helping the team go 10-6 and earn an NFC Wild Card playoff berth. The class was highlighted by 3 members earning spots on the Pro Football Weekly/Pro Football Writers of America All-Rookie team. There are 9 current Vikings who have been named to the All-Rookie team and the 3 members in 2012 that were honored matched the team-high, set in 1994.

VIKINGS PFW/PFWA ALL-ROOKIE HONOREES

SEASON	PLAYER	SEASON	PLAYER
2014	QB Teddy Bridgewater	1995	S Orlando Thomas
2013	KR Cordarrelle Patterson	1994	T Todd Steussie
2012	T Matt Kalil	1994	CB Dewayne Washington
2012	S Harrison Smith	1994	TE Andrew Jordan
2012	K Blair Walsh	1988	G Randall McDaniel
2011	TE Kyle Rudolph	1984	RB Alfred Anderson
2009	WR/KR Percy Harvin	1976	WR Sammy White
2009	T Phil Loadholt	1974	LB Matt Blair
2007	RB Adrian Peterson	1973	RB Chuck Foreman
2007	DE Brian Robison	1972	Jeff Siemon
2005	P Chris Kluge		
2003	DT Kevin Williams		
2003	RB Onterio Smith		
2003	P Eddie Johnson		
2000	DT Chris Hovan		
1998	WR Randy Moss		



FRANK ACEVEDO

COLLEGE SCOUT/AREA

A veteran evaluator with a track record of success, Frank Acevedo enters his 14th season with the Vikings in 2015 and his 21st season in the NFL. Acevedo joined the Vikings after 7 seasons with the Kansas City Chiefs' personnel department and serves the Vikings as a College Scout/Area with coverage of the Midwest and Central Regions.

Acevedo spent 5 seasons as Kansas City's area scout covering the Big 12 region. Prior to being an area scout with the Chiefs he was an assistant in the club's personnel department.

Before joining the Chiefs personnel department, Acevedo was RBs coach at Missouri Western in 1994 and '95. Acevedo

was an assistant coach at San Francisco State, from 1985-89.

Acevedo played DB for two seasons at San Francisco State after transferring from Palomar Junior College. He was a team captain at SFSU as a senior and also earned All-Northern California Athletic Conference honors.

Born in Escondido, CA, Acevedo attended San Pasqual High School and went on to earn his bachelor's degree in physical education from SFSU. He and his wife, Phoebe, have a daughter Estella and a son, Antonio.



REED BURCKHARDT

COLLEGE SCOUT/AREA

Reed Burckhardt covers the Northeast Region of the country as a College Scout/Area for the Vikings after spending 2 seasons as the club's Blesto Scout. Over the past few seasons, Burckhardt has gained experience within the franchise in several areas.

Burckhardt began with the Vikings as an intern in the operations department in 2009, interned with the Vikings scouting department in 2010 and grew into a full-time role with the team. His background in football included his tenure as a 3-year letterwinner as a backup QB at South Dakota State as the team transitioned from a Division II squad to Division I FCS (Division

I-AA). The Jackrabbits capped their transition by winning the 2007 Great West Football Conference title. Following his playing career at SDSU, Burckhardt worked with the football staff in a part-time role with recruiting and assisted coaching the linebackers. He graduated in 2008 with a degree in business.

A native Minnesotan, Burckhardt attended Russell-Tyler-Ruthton High School in rural Southwestern Minnesota where he was a football and basketball standout. Burckhardt is single and resides in Minneapolis.



TERRANCE GRAY

COLLEGE SCOUT/AREA

Terrance Gray returns to the Vikings in 2015 for his 10th season as a College Scout/Area. In his role Gray will scout the Southeast Region of the country.

Gray comes to the Vikings from the Kansas City Chiefs where he served as the club's area scout of National Football Scouting (NFS) during the 2005 season and in preparation for the 2006 Draft. Prior to moving into scouting, Gray was the Chiefs Player Development Coordinator and worked in player personnel from June 2003 to June 2005. As a scout with Kansas City, Gray covered the Southwest.

Gray got his start in the NFL as an intern in 2002-03 in the League office working with Player and Employee Development and focused on the NFL's Continuing Education Program. Before his opportunity with the NFL, Gray worked as a student assistant in the Oregon State University's athletic department in academic affairs as he finished his bachelor's degree in 2002.

Gray was a CB at Oregon State in 1999 and 2000 after transferring from Palomar (CA) Junior College where he was an All-America honoree and team captain. At Oregon State Gray was part of one of the Beavers' best seasons in school history as a senior, going 11-1 and ending the season ranked #4 in the nation after a 41-9 win over Notre Dame in the Fiesta Bowl. Gray played under former NFL head coach Dennis Erickson while at OSU.

A standout QB at Bayside High in Queens, NY, was the team MVP and a 1st-Team All-Queens choice by the New York Daily News. Gray and his wife, Kimberly, reside in Kansas City.



KEVIN McCABE

COLLEGE SCOUT/AREA

Kevin McCabe enters his 14th season in 2015 with the Minnesota Vikings as a College Scout/Area, working in the Western portion of the country.

McCabe came to the Vikings after working with the St. Louis Rams as an area scout for 7 years (1995-2001) and volunteering with the Rams personnel department in 1994. During his tenure with the Rams, the team became known as one of the most potent offensive attacks in the NFL. In 1999 the Rams went 13-3 in the regular season and won Super Bowl XXXIV over Tennessee following a 4-12 campaign in 1998. In 2001, St. Louis posted a 14-2 regular season mark and lost Super Bowl XXXVI to New England in one of the most exciting Super Bowls in League history. In his final three seasons with St. Louis, the Rams amassed a 37-11 regular-season record, won the NFC West title twice (1999, 2001) and finished as the Division runner-up in 2000.

McCabe began his career in 1985 as an assistant coach at his alma mater, John Muir High School in Pasadena, CA. McCabe coached on the prep level in the Los Angeles area until becoming strength and conditioning coordinator and assistant football coach at Pomona-Pitzer College. He stayed at the school from 1991-94. In 1993 McCabe coached overseas for the East City Giants in Helsinki, Finland.

McCabe is a native of Pasadena and earned a bachelor's degree in political science in 1985 from Princeton University, where he was a two-year letterman for the Tiger football team. Kevin and his wife, Anne, have sons, Torin and Keenan, and a daughter, Katherine. The family resides in Woodland, CA.



PAT ROBERTS

COLLEGE SCOUT/REGIONAL

In his 3rd season with the Vikings in 2015, Pat Roberts brings a wealth of experience in the scouting field to the team and will serve as a College Scout/Regional for the club, covering the East and Southeast Region. Roberts spent 8 seasons with the Cleveland Browns from 2005-12 and originally entered the NFL in 1998 with Chicago and served in a variety of roles with the team. Roberts began with Cleveland as a national scout from 2005-08 before advancing to Director of College Scouting in 2009 and on to Senior National Scout from 2010-12.

Roberts was an in-house scout for the team in 1998 and spent 1999-2003 as the Bears' Northeast Area Scout before

moving to the Southeast Area in 2004. Prior to joining the Bears, Roberts served briefly as the head strength coach and offensive line coach for Division III Millsaps College in Jackson, MS. His coaching career began at his alma mater, DePauw University in Indiana, where he coached RBs in 1995 and offensive line in 1996-97. Roberts was an offensive guard from 1991-94 while earning a degree in exercise science in 1995.

Roberts and wife, Allison, have a daughter, Sophia, and son, Ryder.

ALMA MATER MATTERS

The Vikings selected 2 players in the 1st round of the 2014 Draft, marking the 1st time in team history with multiple 1st-round draft picks in 3 straight seasons- 2 in 2012, 3 in 2013 and 2 in 2014. The Vikings have selected 5 players from USC in the 1st round of the Draft, the most from any school.

VIKINGS 1ST ROUND DRAFT PICKS BY COLLEGE (55 TOTAL 1ST ROUND SELECTIONS)

COLLEGE	VIKINGS 1ST ROUNDERS
Southern California	5
Michigan State	4
Florida State	3
Ohio State	3
Notre Dame	3
Oklahoma State	3
California	2
Florida	2
Miami (Fla.)	2
North Carolina State	2
Pittsburgh	2
Stanford	2
UCLA	2
Washington	2
Wisconsin	2
Alabama	1
Arizona State	1

Auburn	1
Boston College	1
Central Florida	1
Colorado State	1
Iowa	1
Louisville	1
Marshall	1
Minnesota	1
Mississippi State	1
Oklahoma	1
Penn State	1
Purdue	1
Rice	1
South Carolina	1
Tennessee	1
Tulane	1



MIKE SHOLITON

COLLEGE SCOUT/REGIONAL

Mike Sholiton returns for his 12th season with the Vikings in 2015. He comes to the team with a wealth of football experience and is no stranger to the NFL. Sholiton will serve as a Vikings College Scout/Regional to find college talent for the team in the West.

Sholiton is in his second stint in the NFL after working as an intern with the scouting, video and community relations departments of the St. Louis Rams from 1997-2000. He was a member of the 1999 Rams staff when the team won Super Bowl XXXIV over Tennessee. While working with the Rams scouting department, Sholiton maintained draft boards and collected scouting reports while evaluating and profiling draft eligible seniors for the 1999 Draft.

Sholiton came to the Vikings after four seasons with Fresno State where he served as Football Operations Coordinator for

the Bulldogs. During his tenure with Fresno State the team climbed the national charts and posted one of the most successful stints in school history. The Bulldogs went 36-18 in his four seasons with the program and played in four straight bowl games, including wins over Georgia Tech and UCLA in the 2002 and 2003 Silicon Valley Football Classics respectively.

A native of Cleveland, Sholiton was a four-year letterwinner as a receiver and punt returner at Washington University in St. Louis. He earned his bachelor's degree in marketing in 2000 and went on to earn a master's in kinesiology from Fresno State in 2001. Sholiton and wife, Ashley, have a son, Brett, and daughter, Bonnie. The family resides in San Antonio.



SCOTT KUHN

PRO SCOUT

Scott Kuhn returns for his 9th season with the Vikings in 2015 as a Pro Scout after spending 7 seasons on the staff of the Miami Dolphins. Kuhn will assist the Vikings with NFL-wide scouting of players, advance scouting of opponents, database operations, reports and evaluations for free agency.

Kuhn has a strong background in technology as it relates to scouting and worked with Miami as College Scouting Coordinator for his final 5 seasons. He joined the Dolphins in 2000 as a Player Personnel intern and rose within the organization during his tenure. While in Miami, Kuhn worked closely

with Vikings General Manager Rick Spielman and Director of Player Personnel George Paton.

A 1997 graduate of Kansas State University, Kuhn holds a degree in anthropology. He is a native of Topeka, KS and attended Hayden High.



STEVEN PRICE

COLLEGE SCOUT/BLESTO

Steven Price begins his 6th season with the Vikings personnel department, and enters his 3rd season in 2015 as the club's BLESTO Scout. In his role he creates early stage evaluations on NFL level talent by evaluating college players in the Midwest region. Formerly a Pro Scout contributing league wide evaluations Price now applies this expertise to finding draft eligible talent at schools across the Big Ten, Big 12, and Missouri Valley Conference as well as Division II and Division III programs. Price served as a personnel intern for the Vikings in the 2010 and 2011 seasons.

Price began his NFL career at a young age as he worked in the Carolina Panthers equipment room from 2002-2005. In 2007, he interned in the Panthers public relations department. Price would then join the Vikings staff for the 2008 season

as an operations intern before attending graduate school. While with the Vikings, Price assisted the player development department aiding rookies in their transition to the NFL and preparing players for life after football.

A 2007 graduate of North Carolina A&T, Price majored in speech communication while walking-on to the football team in 2006. Between stints with the Panthers and Vikings, Price returned to school during 2009-2010 and received his MBA in sports management from San Diego State University. A Charlotte, NC native, Price attended Olympic High School. He is single and resides in Minneapolis.



JEFF ROBINSON

PRO SCOUT

In 2015, Jeff Robinson enters his 26th season with the Minnesota Vikings and serves as a Pro Scout. Robinson assists the personnel department with league-wide player evaluation and preparing scouting reports on upcoming opponents.

After joining the Vikings as a public relations intern in 1990, Robinson worked two seasons (1991-92) as a public relations assistant and three years (1993-95) as operations assistant. He moved into the scouting department in June 1996.

In 1989-90 Robinson was an assistant coach at North High School in Minneapolis.

A three-year starter at cornerback at Northwestern, Robinson served as a team captain and was selected honorable-mention All-Big Ten as a senior in 1988. In the Wildcats' 28-10 win over Illinois in 1987, he returned an interception 73 yards for a touchdown, which at the time was the 7th longest interception return in school history and the longest interception return by a Northwestern player since '63. As a starter in all 11 games at RCB as a sophomore, Robinson helped the Wildcats post their best record (4-7) since 1973. Northwestern also tied a school record for takeaways with 31 in '86. He was recruited by and played as a freshman for former Vikings Head Coach Dennis Green.

A native of Minneapolis, Robinson (4/16/67) was an honorable-mention All-America and a two-time All-Minneapolis Conference selection at North High School. He was a 2-time All-State pick in track and an All-City choice in basketball. A member of the National Honor Society in high school, Robinson was recognized by the Minneapolis Public School Athletic Department in '88.

Named one of the Outstanding College Students of America, Robinson earned a degree in organizational studies/business management at Northwestern. Since '91 he has served on the board of directors of the North Community YMCA. In 1995 and 1996 he hosted a college prep basketball camp for the top 30 varsity players in the Twin Cities. For the last 8 years Robinson has hosted the "Jeff Robinson Football Camp". He and his wife Cassandra have two daughters, Jassandra, Jaila and a son, Jeffrey II "Duce" and live in Shakopee.



CONRAD CARDANO

PERSONNEL CONSULTANT

Conrad Cardano is in his 3rd decade with the Vikings in 2015, joining the team in 1987 after a successful stint in collegiate coaching and working in scouting for Blesto. Cardano is in his 3rd season as a Personnel Consultant for the Vikings after 25 years on the road scouting for the club.

Since joining the Vikings, Cardano has helped build a team that has made the playoffs 14 times, including NFC Central/North titles in '89, '92, '94, '98, '00, '08 and '09. The team has played in 4 NFC Championship Games during his tenure.

Prior to joining the Vikings, Cardano worked for 3 years (1984-86) for the Blesto Scouting Combine. From 1981-83 he coached at Eastern Kentucky, which won the Ohio Valley Conference title each of his 3 seasons. The Colonels captured the NCAA Division I-AA championship in '82, when they went 13-0. Cardano joined Eastern Kentucky after 2 seasons (1979-80) overseeing WRs at Marshall. His first collegiate coaching job came as offensive coordinator at Catholic University from 1975-78. Cardano coached 2 years at Tuscola High in

Waynesville, NC and Dover-Sherborn High in Dover, MA.

Cardano played quarterback for the Hagarstown Bears of the Seaboard Pro League from 1972-73. Cardano played QB at Western Carolina from 1967-70.

Born in Washington, DC, Cardano attended Bladensburg (MD) High School. He earned his bachelor's degree in health and physical education at Western Carolina. In 1982 Cardano received his master's in education administration and supervision from Bowie State College in Maryland. His wife's name is Gloria. Cardano has two sons – Christopher and Anthony.



PAUL WIGGIN

PERSONNEL CONSULTANT

In almost five decades as a player, coach and administrator in the National Football League, Paul Wiggin has been closely linked with the success of several teams.

In his role as a Vikings Personnel Consultant, Wiggin works with the department that is responsible for the evaluation all NFL players and advance scouting of the Vikings' upcoming opponents.


Wiggin first joined the Vikings in 1985 as defensive line coach in Bud Grant's final season as head coach. Wiggin coached the Vikings linemen from '85-91 under Grant and head coach Jerry Burns. He oversaw a line that featured future Hall of Fame DE Chris Doleman and All-Pro DT Keith Millard, who posted 21.0 and 18.0 sacks respectively in 1989, earning Millard NFL Defensive Player of the Year.

Wiggin's career included head coaching jobs at his alma mater, Stanford, from 1980-83 on a team that included John

Elway and Darrin Nelson. From 1975-77 Wiggin was head coach of the Kansas City Chiefs. His coaching career started in 1968 with the San Francisco 49ers defensive line.

As a standout DE for the Cleveland Browns from 1957-67, Wiggin never missed a game, playing in 146 straight. He earned Pro Bowl starts in 1965 and '67 and was named to the Browns all-time team. In 2008 he was inducted as a Cleveland Browns Legend, honoring the top players in franchise history. A 2-time All-America at Stanford, Wiggin was inducted to the College Football Hall of Fame in 2005. He has bachelor's and master's degrees from Stanford.

A native of Modesto (CA), Wiggin attended Manteca Union High. He and his wife, Carolyn, have three children and eight grandchildren.



JERRY REICHOW

PERSONNEL CONSULTANT

Jerry Reichow has seen the growth and development of the Minnesota Vikings with a front row seat since the team first took the field as a raw expansion outfit.

A standout player on the debut Vikings team in 1961, Reichow has worked over four decades with the team in a variety of personnel roles.

Reichow's eye for talent has played a key role in the success of the franchise and he has worked with all seven head coaches in Vikings history.

Reichow began in the Vikings front office in 1966 as Director of Player Personnel. He moved on to be Director of Football Operations in 1975 and Assistant General Manager, National Scouting in 1992. Reichow was a key contributor to the Vikings draft process throughout his career and the team developed a reputation for finding talent hidden in late rounds of the draft.

Originally joining the team in 1961 in a trade from Washington, Reichow played 1961-64 for the Vikings. He led

the team in receiving in 1961 and '62, joined Hugh McElhenny in '61 as the first 2 Pro Bowlers in team history and his 11 TD catches '61 stood as the team record until Cris Carter broke it in 1995.

Reichow entered the NFL as a 4th-round pick in 1956 by Detroit, helping the Lions to the 1957 NFL title. Reichow was the 1955 Iowa Hawkeyes MVP. He left school as the school record holder in total offense and played in the Shrine Bowl and Senior Bowl as a senior. On the hardwood, Reichow helped the team to the Final Four in 1955.

A native of Decorah, IA, Reichow and his wife, Carolyn, have three children.



Jerry Reichow began working for the Vikings in 1966 after playing from 1961-64 and is in his 5th decade with the club in 2014.



BUD GRANT

CONSULTANT

Bud Grant holds a prominent place in the history of the Vikings franchise but also in the state of Minnesota. An icon of the sport and the team, Grant and the Vikings were synonymous for his 18 seasons as head coach of the club.

Grant retired as the winningest head coach in team history following the 1985 season, capping a career that would be honored with induction into the Pro Football Hall of Fame in 1994, making him the first person inducted into Canton and the Canadian Football Hall of Fame (1983). Grant's place among the giants of the game is marked by an NFL career regular season record of 158-96-5, winning 11 division titles and making 12 playoff berths in his 18 seasons leading the Vikings, capped with 4 Super Bowl berths. Grant won 290 total games in the NFL and CFL. Adding to his many honors throughout his career, the City of Minneapolis re-named a street adjacent to the new Vikings stadium as Bud Grant Way on December 1, 2014 and Grant was honored by the State of Minnesota when September 2, 1984 was declared Bud Grant Day. Grant's CFL coaching legend was immortalized in 2014 when a statue of him was unveiled at Winnipeg's new football stadium.

Grant's coaching career began in the CFL in 1957 with the Winnipeg Blue Bombers. Grant moved to the sideline for 10 seasons (1957-66) immediately after retiring as a player for the Blue Bombers from 1953-56 where he played both ways as a WR/DB and was a Western Conference All-Star 3 times. As a coach in Canada, Grant led Winnipeg to the Grey Cup 6 times, winning the title 4 times- 1958, '59, '61, '62.

During a playoff game against Saskatchewan, Grant snared 5 INTs to set a pro football record for a game. He entered pro football as a 1st-round draft pick with the Philadelphia Eagles

where he played for 2 seasons in 1951-52, ranking 2nd in the NFL in receiving in 1952. Grant had a 203-yard receiving day against the Dallas Texans in 1952 that still ranks as the 4th-best day in Eagles history. He was the 2nd-leading receiver in the NFL in 1952 before moving on to Winnipeg for the final 4 seasons of his pro football playing career.

Despite his many connections to Minnesota, Grant is a native of Superior, WI and graduate of Superior High. Upon graduation in 1945 he enlisted in the Navy and spent his basic training at Great Lakes Naval Station in Chicago where he played on a base football team coached by fellow Hall of Famer Paul Brown. Grant enrolled at the University of Minnesota where he would be a 3-sport standout in football, basketball and baseball, garnering 9 total varsity letters with the Gophers. He twice earned All Big Ten honors in football (1948, '49), was recognized as the team MVP and captain in both football and basketball for the Gophers, earning team MVP in basketball in 1948 and football in 1949. In 1950, Grant was honored as the Minnesota Athlete of the Half Century. He was sought after as a pro athlete, being drafted in the 1st round of the 1950 NFL draft, #14 overall, by the Philadelphia Eagles and also by the NBA's Minneapolis Lakers. He won a pair of NBA titles with the Lakers in 1950 and '51 before turning to football where he played in 1951 and '52 for the Eagles.

The Grant family is prominent in Minnesota in many areas. The matriarch of the Grant family, Bud's wife of 59 years, Pat, passed in the spring of 2009. Grant has 6 children, 19 grandchildren and 10 great-grandchildren, all of which live in the Minnesota area.



FRED ZAMBERLETTI

CONSULTANT-TEAM HISTORIAN

Fred Zamberletti has a long and storied history with the franchise and has had a hands-on role in building of the Vikings franchise from an expansion club in 1961 to a team that has become ingrained in the fabric of life of the Upper Midwest. Zamberletti had a streak being on hand for 1,049 consecutive Vikings games, dating to the start of the franchise in 1961, snapped in 2011 at Washington, but he bounced back to start a new streak the following week in the 2011 finale vs. Chicago.

Zamberletti has earned the respect and trust of countless players and staff during his tenure with the Vikings. In his time with the team Zamberletti has been a friend, brother, father figure and mentor to countless players, coaches and co-workers. When the team held Fred Zamberletti Day on December 20, 1998 before kickoff of the Vikings-Jacksonville Jaguars game, over 100 Vikings alumni turned out to celebrate with him. To the media he's known as "Trainer for Life." Former head coach Bud Grant acknowledged him as the "Cornerstone of the Vikings" and former General Manager Mike Lynn referred to Fred as "Mr. Viking." The players with respect and admiration refer to him as "The Man." To his friends and compatriots he is known as "The Voice of Reason." Zamberletti was the Head Trainer from 1961-98, Coordinator of Medical Services from 1999-2001 and currently Senior Consultant.

A successful entrepreneur and a man of deep religious beliefs, Zamberletti was a 1st Lieutenant in the U.S. Infantry. Following his graduation from the University of Iowa he served as chief physical therapist at Hibbing General Hospital in 1959 and head athletic trainer at the University of Toledo in 1960 before joining the Vikings at the team's inception in 1961.

Zamberletti is a native of Melcher, IA, and in addition to numerous professional awards he was inducted into the Minnesota Athletic Trainers Hall of Fame and was chosen Professional Athletic Trainer of the Year in 1986 by the Drackett Company of Cincinnati. He and the Vikings staff earned the 1996 NFL Athletic Training Staff of the Year. In 1999 he earned the Cain Fain Award at the NFL Physicians Sports Sciences Symposium and is an Honorary Fellow of the Minneapolis Sports Medicine Center.

Recognized by the governor as an Honorary Ambassador of the State of Minnesota, Zamberletti has also received Minneapolis' Honorary Citizen Award. In 2011, Zamberletti was recognized by his alma mater, the University of Iowa, with the Distinguished Alumni Award.



JEFF ANDERSON

EXECUTIVE DIRECTOR OF COMMUNICATIONS

Jeff Anderson is currently in his 13th season with the Vikings and his 3rd as the team's Executive Director of Communications. Anderson plays a lead role in external and strategic communications, serving as a team spokesman and developing communication programs on non-football initiatives, including public affairs, community relations, sales and marketing, business affairs and crisis communications. He also assists with the Vikings social media strategy and provides media relations support for players and coaches.

Anderson worked closely on the organization's internal stadium team and with Vikings ownership in the quest to build a new home for Vikings football, an effort that culminated with the passage of stadium legislation on May 10, 2012. Throughout that endeavor, Anderson led media relations, external and strategic communications and grassroots development. He continues to play a key role with the Vikings

stadium team, helping oversee new stadium communication efforts during the 4-year design and construction period leading to the new facility's opening in 2016.

A native of Adair, Iowa, Anderson graduated from Buena Vista University before joining the Vikings as a public relations intern in 2003. He has assisted the NFL public relations staff during three NFC Championships and currently represents the Vikings on the New Stadium Accessibility Committee and the Vikings-University of Minnesota Good Neighbor Fund Management Committee. Anderson sits on the boards of the East Downtown Council and Buena Vista's National Alumni Association and previously served on the board of the Minneapolis Regional Chamber of Commerce. He resides in Bloomington.



BOB HAGAN

EXECUTIVE DIRECTOR OF PUBLIC RELATIONS

Entering his 25th season with the Vikings in 2015 and his 18th leading the PR department, Executive Director of Public Relations Bob Hagan is responsible for coordinating print and electronic media coverage of the Vikings as well as overseeing the club's records and historical archives.

A 1990 graduate of Iowa State University with a bachelor's degree in mass communications, Hagan was an intern in 1989-90 for KARE 11-TV. In 1991 Hagan served as an intern in the Vikings public relations office under Merrill Swanson. In 1992 he was hired full time and served as an assistant under Swanson and then Dave Pelletier until his promotion to Director of Public Relations prior to the 1998 season. Following the 1998 and 2000 seasons, Hagan accompanied the Vikings staff and helped the NFL with PR efforts at the Pro Bowl. Recently, he has worked with the NFL PR staff at the past 12 Super Bowls.

Hagan was the Head Coach for the Twin Cities Dunkers in 2012. The Dunkers is a prestigious organization founded in 1948 and pays tribute to sports individuals and teams. During his tenure he lined up 19 speakers including Bud Grant, Cris Carter, Matt Birk, Rick Spielman, Leslie Frazier, David Stern, Flip Saunders, Ron Gardenhire, Nick Price and Michele Tafoya. Hagan currently serves on the Dunkers Coaching Staff.

A Twin Cities native, Hagan is a 1986 graduate of Wayzata High School. Hagan and wife Val reside in Plymouth, with children Matt, Carley and Brad.



LUTHER HIPPE


DIRECTOR OF OPERATIONS- TEAM TRAVEL

Luther Hippe returns as Director of Operations-Team Travel in 2015, his 10th season in that role and his 22nd overall season with the Vikings. Hippe is responsible for all aspects of team travel and transportation while serving as the point person for offseason travel including bringing in players during the free agency visit process.

Hippe is one of the Vikings' longest-tenured employees and got his first exposure to the team as a training camp intern in 1993. He returned to the team as a season-long intern in 1994 and was hired to the staff in 1995 as an assistant in the team operations and personnel departments. After a season in a shared capacity, Hippe turned his focus to operations.

Hippe was a four-year basketball letterman at Sioux Falls College in his hometown. He earned his bachelor's in mass communications from SFC in 1987 and master's from MSU-Mankato in 1994.

Hippe has been active with the Big Brothers/Big Sisters program in the Twin Cities and charitable endeavors in his hometown. Hippe and wife, Emily, reside in Chanhassen with their son, George and twins Ingrid and Levi.



PHIL HUEBNER

DIRECTOR OF TICKETING & HOSPITALITY


Phil Huebner enters his 18th season with the Vikings as the Director of Ticketing and Hospitality in 2015.

Since October 1998, Huebner has overseen and revamped the successful Vikings Ticket Sales and Operations Departments, which are responsible for customer service and the sale of season, group and individual tickets along with hospitality packages. In 1999 season ticket sales were capped at 60,000, an increase of 17,000 from the 1998 season. The three largest home crowds in team history have been during Huebner's tenure, including the team-record 64,482 fans who watched the Vikings battle Green Bay on 11/2/03. The Vikings have topped the 500,000 mark for home attendance

in each of the past 15 seasons, setting the franchise record at 513,437 in 2003.

Huebner joined the Vikings after 12 years with the Minnesota Twins where he was in various sales positions and spent the final two years as the Director of Sales.

A 1986 graduate of Wisconsin-Stevens Point, he has a bachelor's in political science. Huebner and wife, Debbie, have two children, Rebecca and Bret, and reside in Andover.



DANNON HULSKOTTER

DIRECTOR OF MARKETING AND BUSINESS DEVELOPMENT

The 2015 season will be Dannon Hulskotter's 15th with the Vikings. Hulskotter and the Marketing Department are responsible for managing the team's branding, marketing, promotions, game entertainment/production, digital and social initiatives, Vikings Entertainment Network, as well as corporate hospitality and all partner and fan special events.

Hulskotter acts as the main liaison with the team's flagship radio station, network radio affiliates, and local ancillary TV and pre-season TV partner programming and other media partnerships.

Prior to joining the Minnesota Vikings, Hulskotter worked with Pacers Sports & Entertainment in Indianapolis from 1999-2001 and CAVS/Gund Arena Company in Cleveland from 1994-99.

A graduate of the University of Iowa, Hulskotter and wife, Amy, have two sons, Jack and Alex, and reside in Prior Lake.



KIM KLAWITER

DIRECTOR OF SECURITY

Entering his 10th season as the Vikings' Director of Security in 2015, Kim Klawiter has worked with the team in game day and special events security since 2001.

Klawiter has a broad background in law enforcement and in the military, experience that benefits the organization as he has responsibility for the security of the Vikings owners, players and staff and the team headquarters at Winter Park. Klawiter coordinates with local law enforcement for security during Vikings home games.

A 24-year veteran of the Minnesota State Patrol, Klawiter retired as a lieutenant. He spent 15 years coordinating VIP visits to the state and was responsible for the State Patrol's highly-trained Special Response Team. Klawiter escorted Mikhail Gorbachev on his visit to the state and has provided security to three U.S. Presidents and other prominent public figures.

Klawiter was drafted into the U.S. Army in 1968 and served as a platoon sergeant in Vietnam where he earned the Bronze

Star for heroism among other honors. He spent 14 total years in the military between active duty, National Guard and Army Reserve. After his tour of duty, Klawiter returned to school at the University of Minnesota, majoring in sociology.

Klawiter resides in Arden Hills with wife, Kathy. The couple has two children, Kelly and Kyle, and four grandchildren, Hunter, Tanner, Alyssa Marie and Wyatt.



LISA LARSON

DIRECTOR OF HUMAN RESOURCES

Lisa Larson begins her 10th season with the Vikings in 2015 and directs the employee relations, benefits, staffing, performance management, compensation, compliance, workers compensation and safety for the Vikings staff. Larson's responsibilities cover the Vikings players and coaches, full-time staff and over 400 seasonal and part-time employees.

Larson has over 20 years of experience in human resources in varied industries, from insurance to printing and manufacturing. Before joining the Vikings in 2006, Larson spent 2004-06 in human resources at Minnesota-based power sports giant Polaris.

A native of Minnesota, Larson attended Robbinsdale Cooper High School. She captained the North Hennepin Community College softball team before transferring to St. Cloud State University where she earned a bachelor's degree in management with an emphasis in human resources.

Larson and her husband Kris reside in Chaska with their children Kalvin and Lauren.



CHAD LUNDEEN

DIRECTOR OF OPERATIONS & FACILITIES

The 2015 season will mark Chad Lundeen's 18th with the Vikings and 6th overseeing facilities operations at Winter Park and coordinating operations at the University of Minnesota stadium where the team spent the 2014 and 2015 seasons, a role he also handled at Mall of America Field. Lundeen is also active in the planning of the new Vikings stadium scheduled to open in 2016.

Lundeen has been associated with the team since 1998 when he did an internship with the club and was hired full time in 2000 with duties in Operations and Community Relations. In recent years Lundeen has handled the Vikings' training camp efforts at Minnesota State University, Mankato.

Already familiar with the Mankato scene, Lundeen was a natural fit. He earned a bachelor's degree in business admin-

istration from MSU and exemplified the model of the student-athlete. A four-year competitor on the Maverick hockey team, Lundeen was a summa cum laude graduate and a recipient of MSU's prestigious Preska Scholarship, presented annually to a top student who is involved actively in campus life. Lundeen earned the Team Leadership Award for his efforts in hockey as a junior. Lundeen continued his education at MSU as a graduate assistant in the athletics department and earned his master's degree in sports management.

A 1993 graduate of Little Falls (MN) High, Lundeen and wife, Lindsay, reside in Chaska with their daughters, Evelyn and Eloise, and, son, Titus.



BRAD MADSON

EXECUTIVE DIRECTOR OF COMMUNITY RELATIONS/YOUTH FOOTBALL

Brad Madson first joined the Vikings staff in 1992 and enters his 20th season in 2015 heading up team community relations and expanding the club's youth football initiatives.

In his tenure, Madson has developed the Vikings community relations into one of the NFL's strongest. Madson has worked with a pair of players who have garnered the prestigious Walter Payton Man of the Year award from the NFL- Cris Carter in 1999 and Madieu Williams in 2010. In 2011, former Viking Matt Birk won the award after being a finalist in 2008.

The Vikings have implemented Community Tuesday as a concept that has been adopted League-wide. Community Tuesdays have Vikings players active in community events at local schools, hospitals, recreation centers and other nonprofit

organizations on their only day off of the week during the season. In 2009, Madson received the "Distinguished Service Award" from the Minnesota Football Coaches Association.

Madson worked with the Vikings suite and ticket sales efforts from 1992-96 before moving into community relations. A graduate of the University of Minnesota in journalism, Madson worked in television sports as an anchor and reporter prior to joining the Vikings. Madson was a member of the Golden Gophers' Big 10 champion tennis team during his college career.

Madson is single and resides in Edina.



BOB MARCUS

DIRECTOR OF VIDEO

In his 15th season with the Vikings in 2015, Bob Marcus is in his 14th as Director of Video after serving as Director of Digital Video in 2001.

Marcus is responsible for overseeing all aspects of video of practices and games and distributing it to coaches and players.

The Vikings utilize a digital video network that features viewing stations in each meeting room and coach's office. Every NFL game and all practice footage is shot in HD and put online to be instantly accessed by players, coaches and scouts.

Prior to joining the Vikings in 2001, Marcus worked with the University of Minnesota Golden Gopher football program as video coordinator for 17 years. A native of Minneapolis, he

attended Edison High School. Marcus is a 1982 graduate of the University of Minnesota with a degree in photojournalism.

As an undergraduate, Marcus was a student assistant for the Gophers and got his start filming practices and games for the football team. Marcus was hired by the University full-time in 1984. He worked with Gophers head coaches Joe Salem, Lou Holtz, John Gutekunst, Jim Wacker and Glen Mason. The 1985 Gophers won the Independence Bowl, the '86 club played in the Liberty Bowl, the '99 team was in the Sun Bowl and the 2000 Gophers played in the Micron PC Bowl.

Marcus and his wife, Tami, have two children, Rob and Amy, and reside in Champlin.



PAUL NELSON

DIRECTOR OF FOOTBALL INFORMATION SYSTEMS

Entering his 14th season with the Vikings, Paul Nelson oversees the analytical, data and information technology efforts of the Vikings football operations. Nelson and the football information systems department are responsible for the development of numerous applications and systems that have dramatically improved and streamlined the scouting and personnel functions of the Minnesota Vikings. Nelson has led the effort to modernize scouting and personnel decision making through the use of data and technology.

A Twin Cities native, Nelson attended Burnsville High. Nelson earned his bachelor's degree with honors in Information Technology in Management from Concordia

University-St. Paul. He enjoys teaching other students who are enrolled in this program and is a regular speaker at Concordia. Nelson and his wife, Barb, reside in Apple Valley with their daughter, Samantha. He enjoys being an assistant coach of his daughter's basketball team, reading, fishing, bowling and traveling.



J.P. PAUL

DIRECTOR, NEW STADIUM CORPORATE DEVELOPMENT

The 2015 season will be J.P. Paul's 13th season with the Vikings organization and 2nd as the team's Director, New Stadium Corporate Development. As part of his new role, Paul will work with new and current Vikings' sponsors and premium seating members to integrate them into new stadium partnership programs. Paul will also work hand-in-hand with Aramark (new stadium concessionaire) on concession and premium design concepts, as well as with Mortenson (General Contractor) and SMG (Facility Manager) to manage corporate vendor and service provider relationships.

Along with these responsibilities, Paul also speaks on behalf of the organization to local business groups and trade associations. During the Vikings' two-year transition to the University of Minnesota, Paul will continue to oversee all sales and operational aspects of the Vikings Premium Seating department as he had done a Mall of America Field for the previous seven seasons. Under Paul's leadership, the Vikings

introduced the Legends Club and Ticketmaster Touchdown Club. These exclusive Premium Seating areas were the first of their kind in the history of the Mall of America Field. In 2010, the Vikings Premium Seating Department introduced the Gridiron Club, a members-only club/bar which further enhanced the game day experience for Vikings fans.

Along with his day-to-day responsibilities with the Vikings, Paul is a member of the Association of Luxury Suite Directors where he served as the NFL's 2007 Premium Seating Committee Chairman and is also very active coaching youth baseball and basketball. Paul played Division I baseball at Miami University in Oxford, Ohio, where he graduated in 1992 with a bachelor's degree in marketing.

J.P. and his wife, Megan, reside in Chaska with their three sons, Ryan, Matthew and Nicholas.



JOHN PENHOLLOW

DIRECTOR, NEW STADIUM PARTNERSHIPS

John Penhollow is currently in his 10th NFL season, 3rd with the Vikings as Director of New Stadium Partnerships. Penhollow leads the strategy, design, development, sales, negotiation and execution of the New Stadium Corporate Partnership Program. In addition, Penhollow leads the organization's effort to integrate technology and infrastructure into the stadium's design to enhance the fan experience and maximize corporate partnership revenue.

Prior to joining the Vikings, Penhollow was Vice President, Corporate Sales & Service for the Cleveland Browns, where he led all aspects of revenue generation for corporate sales, sponsorships, media sales, suite sales and hospitality. Prior

to his work in Cleveland, he held senior level sales and management positions with the National Basketball Association, Miami Dolphins and New York Yankees, where he led the corporate partnership sales efforts for the New Yankee Stadium development.

A native of Jamestown, New York, Penhollow earned his bachelor's degree at Kent State University and his master's at Canisius College. John and his wife, Meredith, who holds her bachelor's degree in journalism from Kent State University, have three children - Grace, Scarlett and Walker. The Penhollow family resides in Chanhassen.



LES PICO

EXECUTIVE DIRECTOR OF PLAYER DEVELOPMENT/LEGAL

Entering his 11th season with the Vikings in 2015 and his 17th in the NFL, Les Pico serves the Vikings as Executive Director of Player Development/Legal.

Pico is responsible for heading the Vikings efforts in continuing education, family assistance and career internships. Pico joins players at the annual Rookie Symposium, serving as a team liaison between the NCAA and the team and legal issues that arise concerning players, coaches and staff. Pico helped implement a Vikings "mini-symposium" to assist rookies in their transition to life in the NFL and he lends his expertise to the team during the NFL Combine and during the free agency period. In 2008, the Vikings were honored by the NFL with the Player Development Continuing Education Award when an NFL-high 9 players were enrolled in school. Pico was recognized by NFL Player Development for Excellence in the Field at Super Bowl XLIX.

Pico joined the Vikings after 4 seasons with the Kansas City Chiefs where he worked as Player Development Coordinator/Legal. Pico worked with NFL Security from 1998-2000 and with the NCAA from 1991-98 as an enforcement representative.

A native of Mesa, AZ, he attended Scottsdale Community College where he was a decorated QB and team MVP. After SCC, Pico went on a 2-year LDS mission was involved in private business. He returned to Arizona State to complete his bachelor's where he was a Cum Laude graduate in criminal justice in 1987 and went on to law school at Washburn (KS) University, earning his Juris Doctorate in 1991. Pico served as an assistant football coach at Washburn while attending law school.

Pico and his wife, Rita, have four children.



DENNIS RYAN

EQUIPMENT MANAGER

One of the veteran equipment managers in the NFL, Dennis Ryan enters his 40th season on service with the Vikings in 2015. A lifetime resident of St. Paul, Ryan joined the Vikings in 1976 as an assistant to Jim "Stubby" Eason, who spent 20 years as the Vikings Equipment Manager. Ryan was elevated to the position in June 1981. At a mere 21, Ryan became the youngest equipment manager in the NFL. He is only the second person in Vikings history to hold the job.

In 1984 Ryan designed the first eye shield to be worn by a player in an NFL game, creating a shield to protect defensive lineman Mark Mullaney, who had suffered an eye injury in a previous game. The revolutionary idea caught on and evolved into a common piece of football equipment. In March 1995 Ryan received the Whitey Zimmerman Award, recognizing the

NFL's Equipment Manager of the Year.

Ryan attended the University of Minnesota (1978-79) and University of St. Thomas (1980-81). He and wife Laura, have three children, Ben, Maureen and Annie, and reside in St. Paul.



MIKE SLATES

DIRECTOR OF CORPORATE SALES & SERVICE

Mike Slates begins his 16th season with the Vikings in 2015 as Director of Corporate Sales & Service. Slates is responsible for overseeing all aspects of corporate sponsorship revenue, including media, signage, print, internet, promotional and special event sales. Under his leadership and with the addition of radio and television broadcast rights, the group has totaled record-setting revenues each year. Slates also directs the Partnerships group, which is responsible for providing an elite level of service to the team's corporate partners via corporate travel/hospitality, in- and out-of-stadium promotions and special events as well as other corporate partnership elements.

Prior to joining the Vikings, Slates was a Corporate Sales Consultant for the NBA's Cleveland Cavaliers. From 1998-2000, he was Director of Corporate Sales for the Columbus Crew of Major League Soccer. During that time the Crew opened the nation's first professional soccer-specific stadium.

Slates, who earned his bachelor's degree in sports management at Bowling Green State University, is married to Emily, has a daughter, Rachel, and a son, Noah. The family resides in Prior Lake.

VIKINGS STAFF



Amy Anthony
Events & Hospitality Manager



Terrell Barnes
Equipment Assistant



Don Becker
Consultant - Stadium &
Real Estate Development



Katie Bernhjem
Marketing Partnerships
Coordinator



Charlie Boeckenheuer
Ticket Account Executive



Emily Bohmbach
Marketing Partnerships
Coordinator



Luke Burson
Football Information
Systems Analyst



Ryan Cardinal
Interactive Marketing
Coordinator



Jim Cima
Senior Project Manager



Brandon Clemens
Marketing Coordinator



Grant Davison
Turf Manager



Travis Dean
Database Administrator,
Football Operations

VIKINGS STAFF



Anne Doepner
Manager of Football
Administration




Tanya Dreesen
Manager, New Stadium
Partnerships



Alicia Dreyer
Senior Graphic Designer/
Design Coordinator



Amara Dunn-Weiss
Accounting Clerk



John Dvorak
Account Executive



Jon Ekstrom
Public Relations Manager



Ashley Engels
Associate Counsel



Jacque Ferjak
Staff Accountant



Nathan Fix
Marketing Partnerships
Manager



Josh Goldenberg
Associate Counsel



Adam Groene
Assistant Equipment Manager



Jenny Haag
Manager, New Stadium
Partnerships



Travis Hamre
Senior Account Executive-
Group Ticket Sales



Joann Harms
Staff Accountant



Bryan Harper
Senior Marketing Manager,
Executive Producer, V.E.N.



Todd Hauck
Information Technology
Specialist




E.J. Henderson
Youth Football Manager



Amber Hodgson
Associate Counsel



Joy Hodowanic
Office Assistant



Mike Huiras
Producer/Editor

KICKOFF

EXECUTIVES

COACHES

STAFF

PLAYERS

ROOKIES

2010 SEASON

RECORDS

PLAYOFF RECORDS

HISTORY

EXTRA POINTS

VIKINGS STAFF

KICKOFF

EXECUTIVES

COACHES

STAFF

PLAYERS

ROOKIES

2010 SEASON

RECORDS

PLAYOFF RECORDS

HISTORY

EXTRA POINTS



Trish Huizinga
Executive Assistant to Owners




Taylar Jacobson
Graphic Design Specialist



Matt Johnson
IT Specialist



Debra Jones
Marketing Manager-
Special Events



Andy Kenutis
Team Photographer



Steve Kilchenman
Video Assistant



Kelly Kleine
College Scouting Assistant



Natalie Kolander
Corporate Sales Manager



Tami Krause
Head Coach & Manager
of MN Vikings Cheerleaders



Skip Krueger
Senior Producer, Vikings
Entertainment Network



Jared Kuhn
Turf Technician



Patrick Leopold
Vikings Children's Fund
Coordinator



Sharon Lohmar
Ticket Sales Representative



Tim Lumb
Facilities Assistant



Mike Manahan
Manager of Suite Operations



Paul Martin
Team Operations Coordinator/
Training Camp



Denise May
Executive Assistant



Tracy McDonald
Alumni Affairs Coordinator



Geji McKinney
Director of Food Service
Operations



Chrissy Meagher
Executive Assistant


VIKINGS STAFF



Joe Mee
Manager of Ticket Operations




Doug Melnyk
Corporate Sales Manager



Nick Miller
Video Assistant



Nick Miller
Facilities Assistant



Justin Miner
Facility Manager



Stuart Morrow
Account Executive



Jay Nelson
Multimedia Specialist/
Studio Supervisor



Nancy Nelson
Executive Assistant



John Neppi
Ticket Sales Manager



Aaron Neumann
Assistant Equipment Manager



Sam Newton
Public Relations Assistant




Cheryl Nygaard
Director of
Information Technology



Chuck Pamperin
Ticket Sales Representative



Craig Peters
Writer



Kendall Peters
Sales and Engagement
Analyst




Mary Redmond
Executive Assistant to the
Head Coach



Steve Reed
Senior Account Executive



Grant Ridpath
Videographer/Editor



C.J. Rugh
Sales & Marketing
Coordinator



Ann Schumacher
Accounting Manager

KICKOFF

EXECUTIVES

COACHES

STAFF

PLAYERS

ROOKIES

2010 SEASON

RECORDS

PLAYOFF RECORDS

HISTORY

EXTRA POINTS

VIKINGS STAFF



Genette Sekse
Marketing Coordinator



Kate Shibilski
Controller



Dan Sidle
Turf Assistant



Carla Smith
Payroll Supervisor/Accountant



Brittany Snyder
Accounting Assistant



Jen Stockman
Human Resources Generalist



Sara Strand
Graphic Design-Sales & Engagement



Jordan Struck
Producer/Editor



Erin Swartz
Marketing Manager -
Branding & Digital Strategy



Brett Taber
Manager - Entertainment and
Youth Programs



Zach Tarrant
Archive Coordinator



Grant Till
Stadium Project Manager



Nate Vaughn
Producer/Editor



Viktor
The Viking



Rich Wang
Associate Director, Sales &
Analytics/Fan Engagement



Allan Wertheimer
Production Coordinator



Tom West
Assistant Director of
Public Relations



Kelly Wilske
Executive Assistant -
General Manager



Will Windsperger
IT Helpdesk
Support Technician



Mike Wobschall
Content Manager

2015 VIKINGS STAFF DIRECTORY

OWNER/CHAIRMAN Zygi Wilf
OWNER/PRESIDENT Mark Wilf
OWNER/VICE CHAIRMAN Leonard Wilf
OWNERSHIP PARTNERS .. Alan Landis, David Mandelbaum

EXECUTIVE STAFF

General Manager Rick Spielman
 Chief Operating Officer Kevin Warren
 Executive VP- Public Affairs & Stadium Development... Lester Bagley
 Executive VP- Football Operations..... Rob Brzezinski
 Executive VP & Chief Marketing Officer Steve LaCroix
 Executive VP & Chief Financial Officer Steve Poppen
 Executive VP -Strategic Planning & Business Initiatives ..Jonathan Wilf

CONSULTANTS

Consultant Bud Grant
 Consultant-Team Historian Fred Zamberletti
 Stadium & Real Estate Development..... Don Becker
 Senior Project Manager Jim Cima
 Stadium Project Manager Grant Till

ADMINISTRATION

Executive Assistant to Owners Trish Huizinga
 Executive Assistant..... Nancy Nelson
 Executive Assistant..... Chrissy Meagher
 Executive Assistant..... Denise May
 Office Assistant..... Joy Hodowanic

COACHING STAFF

Head Coach..... Mike Zimmer
 Defensive CoordinatorGeorge Edwards
 Special Teams Coordinator.....Mike Priefer
 Offensive CoordinatorNorv Turner
 Offensive LineJeff Davidson
 Assistant Special Teams Ryan Ficken
 Assistant Offensive Line Hank Fraley
 Assistant DBs/Quality ControlJonathan Gannon
 Defensive Backs Jerry Gray
 Defensive Line..... Andre Patterson
 Assistant Defensive Line..... Robert Rodriguez
 Tight Ends Kevin Stefanski
 Wide Receivers.....George Stewart
 Quarterbacks Scott Turner
 Running Backs..... Kirby Wilson
 Linebackers Adam Zimmer
 Quality Control-OffenseAndrew Janocko
 Defensive Assistant Jeff Howard
 Coaching Assistant..... Drew Petzing
 Head Strength and Conditioning..... Evan Marcus
 Assistant Strength and Conditioning..... Jeff Hurd
 Strength and Conditioning Assistant.....Chaz Mahle
 Executive Assistant to Head Coach.....Mary Redmond

PLAYER PERSONNEL/FOOTBALL ADMINISTRATION

Assistant General ManagerGeorge Paton
 Director of Pro Scouting Ryan Monnens
 Director of College Scouting Jamaal Stephenson
 College Scout/RegionalScott Studwell
 Pro Scout Scott Kuhn
 Pro ScoutJeff Robinson
 College Scout/Area.....Frank Acevedo
 College Scout/Area.....Reed Burckhardt
 College Scout/Area.....Terrance Gray
 College Scout/Area.....Kevin McCabe
 College Scout/Regional Pat Roberts
 College Scout/RegionalMike Sholiton
 College Scout/BlestoSteven Price
 Director of Football Information Systems Paul Nelson
 Manager of Football Administration.....Anne Doepner
 Football Information Systems Analyst Luke Burson
 Database Administrator-Football Operations.....Travis Dean

Executive Assistant-General Manager Kelly Wilske
 College Scouting Assistant.....Kelly Kleine
 Personnel Consultant Conrad Cardano
 Personnel Consultant.....Jerry Reichow
 Personnel Consultant..... Paul Wiggin

EQUIPMENT

Equipment Manager..... Dennis Ryan
 Assistant Equipment Manager Aaron Neumann
 Assistant Equipment ManagerAdam Groene
 Equipment Assistant Terrell Barnes

MEDICAL

Director of Sports Medicine/Head Athletic Trainer....Eric Sugarman
 Coord. of Rehabilitation/Asst. Athletic Trainer Tom Hunkele
 Assistant Athletic Trainer Rob Roche
 Assistant Athletic Trainer Matt Duhamel
 Assistant Athletic TrainerAlbert Padilla
 Team PhysicianSheldon Burns, M.D.
 Team Physician David Olson, M.D.
 Team PhysicianChristopher Larson, M.D.
 Team Physician Chris Coetzee, M.D.
 Team PhysicianGreg Lervick, M.D.

OPERATIONS/FACILITIES

Director of Operations-Team Travel..... Luther Hippe
 Director of Operations & Facilities Chad Lundeen
 Team Operations Coordinator/Training CampPaul Martin
 Turf Manager Grant Davison
 Turf Assistant..... Dan Sidle
 Turf Technician.....Jared Kuhn
 Facility ManagerJustin Miner
 Facilities Assistant..... Nick Miller
 Facilities Assistant Tim Lumb

DINING

Director of Food Service Operations.....Geji McKinney

PLAYER DEVELOPMENT/LEGAL

Executive Director of Player Development/Legal..... Les Pico
 Associate Counsel Ashley Engels
 Associate Counsel Josh Goldenberg
 Associate CounselAmber Hodgson

VIDEO

Director of Video.....Bob Marcus
 Video Assistant Nick Miller
 Video Assistant Steve Kilchenman

SECURITY

Director of Security.....Kim Klawiter

SALES AND MARKETING

Director of Marketing & Business Development.....Dannon Hulskotter
 Events & Hospitality Manager..... Amy Anthony
 Marketing Manager- Brand and Digital Strategy..... Erin Swartz
 Senior Graphic Designer/Design Coordinator Alicia Dreyer
 Graphic Design Specialist Taylor Jacobson
 Marketing Manager- Special Events Debra Jones
 Executive Producer- Vikings Entertainment Network ... Bryan Harper
 Multi Media Specialist/Studio SupervisorJay Nelson
 Producer/EditorJordan Struck
 Producer/Editor Mike Huiras
 Producer/Editor..... Nate Vaughn
 Production Coordinator Allan Wertheimer
 Interactive Marketing CoordinatorRyan Cardinal
 Senior Producer- Vikings Entertainment Network...Skip Krueger
 Videographer/Editor.....Grant Ridpath
 Marketing Coordinator Genette Sekse
 Manager - Entertainment and Youth Programs.... Brett Taber
 Marketing Coordinator Brandon Clemens
 Content Manager..... Mike Wobschall
 Writer Craig Peters
 Head Coach & Manager of MVC..... Tami Krause

Sales & Marketing Coordinator..... C.J. Rugh
 Team Photographer..... Andy Kenutis
 Archive Coordinator..... Zach Tarrant

NEW STADIUM SALES AND MARKETING

Director, New Stadium Partnerships..... John Penhollow
 Director, New Stadium Corporate Development ... J.P. Paul
 Manager, New Stadium Partnerships Tanya Dreesen
 Manager, New Stadium Partnerships Jenny Haag

CORPORATE SALES & SERVICE

Director of Corporate Sales & Service.....Mike Slates
 Marketing Partnerships Manager.....Nathan Fix
 Marketing Partnerships Coordinator..... Emily Bohmbach
 Marketing Partnerships Coordinator.....Katie Bernhjelm
 Corporate Sales ManagerDoug Melnyk
 Corporate Sales Manager Natalie Kolander

VIKINGS CHILDREN'S FUND

Vikings Children's Fund Coordinator..... Patrick Leopold

TICKETS/SUITES

Director of Ticketing & Hospitality Phil Huebner
 Manager of Ticket Operations..... Joe Mee
 Ticket Sales Manager John Neppi
 Manager of Suite Operations Mike Manahan
 Assoc. Director, Sales & Analytics/Fan Engagement.. Rich Wang
 Sales and Engagement Analyst Kendall Peters
 Graphic Design- Sales and Engagement Sara Strand
 Ticket Sales Representative..... Sharon Lohmar
 Ticket Sales Representative..... Chuck Pamperin
 Senior Account Executive..... Steve Reed
 Senior Account Executive-Group Ticket Sales... Travis Hamre
 Account Executive Charlie Boeckenheuer
 Account Executive Stuart Morrow
 Account Executive John Dvorak

ACCOUNTING/FINANCE

Controller..... Kate Shibilski
 Accounting Manager Ann Schumacher
 Staff Accountant.....Joann Harms
 Payroll Supervisor/AccountantCarla Smith
 Staff Accountant.....Jacque Ferjak
 Accounting Clerk..... Amara Dunn-Weiss
 Accounting Assistant Brittany Snyder

COMMUNITY RELATIONS

Exec. Director of Community Relations/Youth Football ...Brad Madson
 Youth Football Manager..... E.J. Henderson
 Alumni Affairs Coordinator Tracy McDonald

HUMAN RESOURCES

Director of Human Resources..... Lisa Larson
 Human Resources GeneralistJen Stockman

INFORMATION TECHNOLOGY

Director of Information Technology Cheryl Nygaard
 Information Technology Specialist..... Todd Hauck
 IT Helpdesk Support Technician.....Will Windsperger
 IT SpecialistMatt Johnson

PUBLIC RELATIONS

Executive Director of Public Relations Bob Hagan
 Executive Director of Communications Jeff Anderson
 Assistant Director of Public Relations Tom West
 Public Relations Manager Jon Ekstrom
 Public Relations Assistant Sam Newton



2015 VIKINGS CHEERLEADERS

To book an appearance by the Minnesota Vikings Cheerleaders or to get information on their many programs, including the Junior Cheerleaders and Senior Cheerleaders, visit vikings.com or contact the Cheer Coordinator at 952-828-6530. The ladies make appearances at corporate, charity, community and sponsor events throughout the year and travel in support of our troops serving overseas. Cheerleader merchandise can be found online at vikings.com and at local stores.



102.1 FM
K102

FUNNY. COUNTRY. MORNINGS.
CHRIS CARR & COMPANY
WEEKDAYS 5:30AM-10AM



The background of the entire page is a complex, abstract pattern of overlapping triangles in various shades of purple, ranging from a deep, dark violet to a lighter, more saturated purple. The triangles are of different sizes and orientations, creating a dynamic, low-poly aesthetic. The overall effect is a textured, crystalline surface.

PLAYERS



BABATUNDE AIYEBUSI #69

POSITION: TACKLE
HEIGHT/WEIGHT: 6-9/345
DOB: 5/26/88
HOMETOWN: OLESNICA, POLAND

COLLEGE: NO COLLEGE
ACQUIRED: FA '15
NFL SEASON: 1
VIKINGS SEASON: 1

• Native of Olesnica, Poland, becomes the 5th Polish-born player in NFL history after signing with the Vikings on 3/26/15.

OFF THE FIELD Father is a doctor and Mother is a head nurse in Poland...Had worked for a security company starting in 2008 as a security guard and worked his way up to management...In his free time he enjoys sport shooting, blogging and video editing...Him and his wife, Luiza, have a son, Babatunji.

PRO Signed by the Vikings on 3/26/15...Played for the Dresden Monarchs of the German Football League in 2014...Spent 2013 with the Wroclaw Giants of the Polish American Football League.

2014 Played for the Dresden Monarchs of the German Football League...Helped the Monarchs advance to the semifinal round of the German Football League playoffs.

2013 Played for the Wroclaw Giants of the Polish American Football League...Was named the 2013 PLFA Best Offensive Lineman Player of the Year...Helped his team to the 2013 Polish Championship.

COLLEGE Attended the Academy of Physical Education from 2006-08 before leaving to pursue dream of playing professional football while working in security.

PREP Played basketball at Jan Kilinski as a prep.



CHIGBO ANUNOBY #62

POSITION: DEFENSIVE TACKLE
HEIGHT/WEIGHT: 6-5/320
DOB: 1-4-89
HOMETOWN: JEFFERSON CITY, MO

COLLEGE: MOREHOUSE
ACQUIRED: FA '15
NFL SEASON: 2
VIKINGS SEASON: 1

2014 GP/GS	Career GP/GS	Playoffs GP/GS
PS-TEN	0/0	0/0

• Was born in London, England and lived there until he was 14.
• Originally signed by the Indianapolis Colts as a rookie free agent following the 2012 NFL Draft.

OFF THE FIELD Pronounced chi-BOO an-uh-NO-bee...Owns separate undergraduate degrees in biology (Lincoln University) and math (Morehouse) and plans to attend medical school following football career...Born in London where he lived until he was 14...Was out of football in 2008 and 2009 while attending Lincoln University before returning to play at Morehouse in 2010.

PRO Joined Vikings on 1/5/15...Spent the 2014 season on the Tennessee Titans practice squad...Was on the Titans practice squad for 4 games in 2013 before being placed on the practice squad/injured list...Was on the Colts practice squad for 2 games in 2012 before being released and signed to the Redskins practice squad for the remainder of the season.

2014 Spent the entire season on the Titans practice squad...Went through training camp and preseason with Tennessee...Released on 8/30 and signed to practice squad on 8/31 where he spent rest of season.

2013 Went through training camp and preseason with Washington before being cut on 8/31...Was out of football until being signed to Tennessee's practice squad on 10/30...Was placed on the practice squad/injured list for the remainder of the season after 4 games on the Titans practice squad.

2012 Was signed by Indianapolis as an undrafted free agent and spent training camp and preseason with Colts...Released on 8/31 and added to practice squad on 9/1...Spent 2 games on Colts practice squad before being released (9/18) and signed to Redskins practice squad (9/25) for the rest of the season.

COLLEGE Played at Lincoln University from 2006-07 before leaving football from 2008-09...Returned to football playing at Morehouse from 2010-11...Played in 21 games recording 93 tackles, 19 TFLs, 4.5 sacks and 6 FFs in 2 seasons at Morehouse...Was named 1st-Team All-SIAC and led the team with 14 TFLs in 2011...Participant in the inaugural NFLPA Collegiate Bowl.

PREP Attended Jefferson City High School...Was a 2-year letterwinner in football...Also participated in wrestling and track and field.



MATT ASIATA #44

POSITION: RUNNING BACK
HEIGHT/WEIGHT: 6-0/219
DOB: 7-24-87
HOMETOWN: SANTA ANA, CA

COLLEGE: UTAH
ACQUIRED: FA '12
NFL SEASON: 4
VIKINGS SEASON: 4

2014 GP/GS
15/9

Career GP/GS
42/10

Playoffs GP/GS
1/0

• Worked in an industrial supply warehouse and continued to train and pursue his NFL dreams during 2011 season following his release by Vikings.

• Rushed for 3 TDs on 3 different occasions, vs. Philadelphia (12/15/13), vs. Atlanta (9/28/14) and vs. Washington (11/2/14)- 2nd most by a Viking in a career trailing only Adrian Peterson who has accomplished the feat 4 times.

OFF THE FIELD Earned degree in criminal justice...Married to Tangi, couple has 5 children...While out of football for most of 2011 he worked in an industrial supply warehouse in Utah...Brother, Shawn, played RB at Utah.

PRO Has appeared in 42 games and started 10 in his career...Ranks 2nd in Vikings history by rushing for 3 TDs in 3 career games- vs. Philadelphia (12/15/13), vs. Atlanta (9/28/14) and vs. Washington (11/2/14)...Led team with 10 TDs (9 rushing, 1 receiving) while rushing for a career-best 570 yards in 2014...Had 1st career start against Philadelphia (12/15/13) and rushed for 3 TDs...Ran for career-high 115 yards in the 2013 finale vs. Detroit (12/29/13), the final game played in the Metrodome...Signed by Vikings on 1/12/12...Spent part of opening week of 2011 on Vikings practice squad before his release on 9/7/11...Joined Vikings as a rookie free agent for 2011 training camp and preseason.

2014 Appeared in 15 games and started a career-high 9...Set career-highs and led the team in rushing attempts (164), rushing yards (570) and rushing TDs (9)...Ranked 3rd in NFL with 9 rushing TDs...Recorded 3 rushing TDs vs. Atlanta (9/28) and vs. Washington (11/2), both wins...Caught a career-best 7 passes for a career high 50 receiving yards at Detroit (12/14)...Rushed for a season-high 91 yards on 19 carries in the season finale win vs. Chicago (12/28).

ASIATA'S NFL TOTALS

Year	GP/GS	RUSHING					RECEIVING					
		No.	Yds.	Avg.	Lg	TD	No	Yds	Avg	Lg	TD	STT
2012 (Min)	16/0	3	9	3.0	5	0	1	2	2.0	2	0	4
Playoffs	1/0	0	0	0.0	0	0	0	0	0.0	0	0	0
2013 (Min)	11/1	44	166	3.8	39	3	5	13	2.6	8	0	0
2014 (Min)	15/9	164	570	3.5	19	9	44	312	7.1	41	1	1
Total	42/10	211	745	3.5	39	12	50	327	6.5	41	1	10
Playoffs	1/0	0	0	0.0	0	0	0	0	0.0	0	0	0

Other: 9 KO Returns, 130 yards, 14.4 avg., 22 long

SINGLE-GAME CAREER HIGHS

Rushing Attempts..... 30..... vs. Philadelphia, 12/15/13
 Rushing Yards115..... vs. Detroit, 12/29/13
 Rushing TDs3..... vs. Philadelphia, 12/15/13; vs. Atlanta, 9/28/14; vs. Washington, 11/2/14
 Long Rush39..... vs. Detroit, 12/29/13
 Receptions.....7..... at Detroit, 12/14/14
 Long Reception41..... at New Orleans, 9/21/14
 Receiving Yards 50..... at Detroit, 12/14/14

ASIATA'S 100-YARD GAME	RUSHES/YDS/TDs
vs. Detroit, 12/30/1314/115/0

2013 Played an integral part on special teams and filled in at RB late in the season due to injuries...Tied franchise record with 3 rushing TDs in 1st career start against Philadelphia (12/15)...Became the 1st NFL player since Daunte Culpepper (9/3/00) to rush for 3 TDs in his 1st career start...Had 30 carries for 51 yards vs. Philadelphia...Ran for a career-high 115 rushing yards on 14 carries in the season finale vs. Detroit (12/29).

2012 Saw action in all 16 regular season games and Wild Card playoff...Caught 1st career pass and returned a pair of kickoffs in season opener vs. Jacksonville (9/9)...Had 2 rushing attempts vs. Tennessee (10/7)...Made 53-man roster coming out of preseason after being out of football in 2011.

2011 Signed with the Vikings as an undrafted free agent after the lockout was lifted and spent training camp and preseason with the club...Signed to practice squad on 9/5 and released from practice squad 2 days later on 9/7...Spent rest of 2011 out of football.

COLLEGE Ended Utah career ranked 3rd in school history with 24 career rushing TDs...His 26 career TDs ranked tied for 3rd in school history...Ran for 3 career 100-yard games...Ended tenure at Utah ranked 14th in career rushing yards with 1,748...Scored game-winning 3-yard TD against BYU as a senior...Ran for career-high 156 yards on 36 carries against Utah State in 2009...Ran for 12 TDs in 2008...Had 3 passing completions in 2008, throwing 2 for TDs...Broke leg in collegiate debut against Oregon State in 2007.

PREP Was a standout RB at Hunter High in West Valley, UT...Played basketball and football...Helped team win Utah Class 5A state titles in football and basketball as a junior.

ASIATA'S TOUCHDOWNS GAME	PLAY
vs. Philadelphia, 12/15/13 1 run, 1 run, 5 run
vs. New England, 9/14/14 25 pass
vs. Atlanta, 9/28/14 3 run, 6 run, 1 run
vs. Washington, 11/2/14 1 run, 7 run, 2 run
at Detroit, 12/14/14 2 run
at Miami, 12/21/14 1 run, 5 run
Total 13

ASIATA CAREER GAME-BY-GAME (*-start)

2012.....MINNESOTA.....Att.	Yards	Avg.	Long	TD	No.	Yards	Avg.	Long	TD
9/9..... Jacksonville.....0	0	0.0	0	0	1	2	2.0	2	0
10/7..... Tennessee.....2	8	4.0	5	0	0	0	0.0	0	0
12/23..... @ Houston.....1	1	1.0	1	0	0	0	0.0	0	0
Totals..... GP/GS: 16/0.....3	9	3.0	5	0	1	2	2.0	2	0

2013.....MINNESOTA.....Att.	Yards	Avg.	Long	TD	No.	Yards	Avg.	Long	TD
12/15..... Philadelphia*.....30	51	1.7	10	3	3	15	5.0	8	0
12/22..... @ Cincinnati.....	INACTIVE								
12/29..... Detroit.....14	115	8.2	39	0	2	-2	-1.0	5	0
Totals..... GP/GS: 11/1.....44	166	3.7	39	3	5	13	2.6	8	0

2014.....MINNESOTA.....Att.	Yards	Avg.	Long	TD	No.	Yards	Avg.	Long	TD
9/7..... @ St. Louis.....2	10	5.0	5	0	1	5	5.0	5	0
9/14..... New England*.....13	36	2.8	7	0	5	48	9.6	25t	1
9/21..... @ New Orleans*.....12	35	2.9	8	0	3	36	12	41	0
9/28..... Atlanta*.....20	78	3.9	12	3	3	22	7.3	12	0
10/2..... @ Green Bay*.....15	72	4.8	11	0	0	0	0.0	0	0
10/12..... Detroit.....2	-5	-2.5	-2	0	1	18	18.0	18	0
10/19..... @ Buffalo.....6	24	4.0	11	0	1	13	13.0	13	0
10/26..... @ Tampa Bay.....4	1	0.3	5	0	4	26	6.5	10	0
11/2..... Washington.....10	26	2.6	2.6	3	4	31	7.8	11	0
11/16..... @ Chicago.....1	2	2.0	2	0	3	12	4.0	7	0
11/23..... Green Bay.....	INACTIVE								
11/30..... Carolina*.....14	52	3.7	8	0	4	5	1.3	4	0
12/7..... NY Jets*.....19	54	2.8	8	0	3	10	3.3	6	0
12/14..... @ Detroit*.....11	36	3.3	9	1	7	50	7.1	10	0
12/21..... @ Miami*.....16	58	3.6	10	2	3	19	6.3	9	0
12/28..... Chicago*.....19	91	4.8	19	0	2	17	8.5	10	0
Totals..... GP/GS: 15/9.....164	570	3.5	19	9	44	312	7.1	41	1



JOE BANYARD #23

POSITION: RUNNING BACK
HEIGHT/WEIGHT: 5-10/221
DOB: 11-12-88
HOMETOWN: SWEETWATER, TX

COLLEGE: TEXAS-EL PASO
ACQUIRED: PS '12
NFL SEASON: 3
VIKINGS SEASON: 3

2014 GP/GS
15/0

Career GP/GS
18/0

Playoffs GP/GS
0/0

* Returns in 2015 after providing depth at RB and contributing on special teams in 2014 appearing in 15 games after being elevated from the Vikings practice squad following Week 1.

OFF THE FIELD Earned degree in multidisciplinary studies from UTEP with an emphasis on forensic science...Aspires to a career in the FBI or law enforcement following football...2 younger brothers, Nick, who plays basketball at Illinois State, and D'onte Cole, who attends Texas Tech...Growing up in Sweetwater, TX, he hunted rattlesnakes in the annual Rattlesnake Roundup...Played at UTEP when Vikings assistant defensive line coach Robert Rodriguez was on the Miners staff.

PRO Appeared in career-high 15 games providing depth at RB and contributing on special teams in 2014...Spent the entire 2013 offseason with the Vikings and spent Weeks 2 through 14 on the practice squad before being signed to the active roster...Saw 1st career action appearing in the final 3 games of 2013...Was on the Vikings practice squad the final 5 weeks of 2012 regular season and Wild Card playoff week, joining team on 11/12/12...Spent the opening week of the regular season with New Orleans before his release on 9/10/12...Originally signed as a rookie free agent with Jacksonville on 4/30/12 following the draft but was released on 5/14/12.

2014 Was elevated from the Vikings practice following Week 1 and appeared in the remaining 15 games mostly playing on spe-

cial teams...Received his 1st NFL carries and totaled 5 rushes for 26 yards vs. Green Bay (11/23) while setting a career-high with 3 receptions for 19 yards when Matt Asiata was out with injury...Rushed a career-high 6 times for 20 yards in the season finale vs. Chicago (12/28).

2013 Played in 3 games, the 1st of his career vs. Philadelphia (12/15)...Was released during final cuts of training camp and then brought back to the Vikings practice squad from Week 2 until being signed to the 53-man roster for the final 3 games of the season...Appeared in 3 games, mostly on special teams...Had 1 catch for 11 yards at Cincinnati (12/22), his 1st career stats.

2012 Joined Vikings practice squad on 11/27 where he spent the remaining 5 weeks of the regular season and playoff week...Spent opening week of regular season with New Orleans after spending preseason and training camp with club...Signed by Saints on 6/7...Originally signed with Jacksonville as a rookie free agent on 4/30, released on 5/14.

COLLEGE Started 14 of his 25 career games at UTEP after transferring from TCU...Ran for over 1,200 yards with 14 TDs for the Miners...Did not see action at TCU...Named to Conference USA Commissioners Honor Roll.

PREP Earned Honorable Mention 3A All-State honors as a DB at Sweetwater (TX) High...Ran for over 1,200 yards and 21 TDs in his senior season...Competed in track and powerlifting in high school...Went to state track meet in the 4x100, 4x200 and 4x400 relays.

BANYARD'S NFL TOTALS

Year	GP/GS	No.	RUSHING				TD	RECEIVING				
			Yds.	Avg.	Lg	No		Yds	Avg	Lg	TD	STT
2013 (Min)	3/0	0	0	0.0	0	0	1	11	11.0	11	0	1
2014 (Min)	15/0	21	88	4.2	16	0	9	62	6.9	12	0	2
Total	18/0	21	88	4.2	16	0	10	73	7.3	12	0	3


Other: 2 KO Returns, 14 yards, 7.0 avg., 8 long
SINGLE-GAME CAREER HIGHS

Rushes	6	vs. Chicago, 12/28/14
Rushing Yards	26	vs. Green Bay, 11/23/14
Long Rush	16	at Miami, 12/21/14
Receptions	3	vs. Green Bay, 11/23/14
Receiving Yards	19	vs. Green Bay, 11/23/14
Long Reception	12	vs. NY Jets, 12/7/14
Special Teams Tackle	1	vs. Detroit, 12/29/13; at Chicago, 11/16/14; vs. Chicago, 12/28/14

BANYARD'S CAREER GAME-BY-GAME (*-start)

2013	MINNESOTA	Att.	Yards	Avg.	Long	TD	No.	Yards	Avg.	Long	TD
12/22	@ Cincinnati	0	0	0.0	0	0	1	11	11.0	11	0
Totals	GP/GS: 3/0	0	0	0.0	0	0	1	11	11.0	11	0

2014	MINNESOTA	Att.	Yards	Avg.	Long	TD	No.	Yards	Avg.	Long	TD
10/2	@ Green Bay	0	0	0.0	0	0	2	11	5.5	10	0
11/23	Green Bay	5	26	5.2	8	0	3	19	6.3	7	0
11/30	Carolina	2	8	4.0	5	0	0	0	0.0	0	0
12/7	NY Jets	1	9	9.0	9	0	1	12	12.0	12	0
12/14	@ Detroit	2	2	1.0	4	0	0	0	0.0	0	0
12/21	@ Miami	5	23	4.6	16	0	2	9	4.5	10	0
12/28	Chicago	6	20	3.3	7	0	1	11	11.0	11	0
Totals	GP/GS: 15/0	21	88	4.2	16	0	9	62	6.9	12	0



ANTHONY BARR #55

POSITION: LINEBACKER
HEIGHT/WEIGHT: 6-5/255
DOB: 3-18-92
HOMETOWN: SAN PEDRO, CA

COLLEGE: UCLA
ACQUIRED: D1a (#9) '14
NFL SEASON: 2
VIKINGS SEASON: 2

2014 GP/GS
12/12

Career GP/GS
12/12

Playoffs GP/GS
0/0

• The 2nd-highest LB drafted by Vikings, behind only Hall of Famer Chris Doleman at #4 in 1985, who later moved to DE.

• Earned **NFC Defensive Player of the Week** after game-winning play in OT win at Tampa Bay (10/26/14).

OFF THE FIELD Majored in business...Father, Tony Brooks, was a 4th-round draft pick RB by the Philadelphia Eagles in 1992 out of Notre Dame...Has 3 uncles who also played in the NFL...Collegiate teammate and roommate of Vikings 2015 2nd-round draft pick LB Eric Kendricks.

HONORS Named **NFC Defensive Player of the Week** for game at Tampa Bay (10/26/14).

PRO Named to analyst Gil Brandt's NFL.com 2014 All-Rookie team...Ranked 5th in Vikings history for tackles by a rookie with 99 stops...Started 12 games before going on injured reserve (12/27), the 3rd-most starts by a rookie LB in team history...Set Vikings record by notching the 1st game-winning FR TD in OT in club history at Tampa Bay (10/26/14), forcing the fumble, recovering it and returning it 27 yards for the score on 1st play from scrimmage of the OT period...Selected with the #9 overall pick in 2014 NFL Draft after trading from #8 to #9 with Cleveland...The 2nd-highest drafted LB in Vikings history, behind only Chris Doleman at #4 in 1985...Joins Fred McNeill (#17, 1974) as the only other Vikings 1st-round pick from UCLA.

2014 Named to analyst Gil Brandt's NFL.com All-Rookie team...Started season opener at St. Louis (9/7), the lone rookie starter for the Vikings...Placed on injured reserve on 12/27...Ended season ranked 4th on team with 99 tackles, 2nd among Vikings LBs behind Chad Greenway...Started all 12 games he played, the 3rd-most starts in team history by a rookie LB...Scored game-winning TD at Tampa Bay (10/26) with a 27-yard FR TD on the 1st play from scrimmage of OT, marking the 1st time in team history an OT game was won on a defensive TD and only the 4th time in NFL history an OT game was won on a FR...Named **NFC Defensive Player of the Week** for game at Tampa Bay...Notched 11 tackles vs. New England (9/14)...Notched 1st career sack at New Orleans (9/21) and had 10 tackles...Sacked Falcons QB Matt Ryan vs. Atlanta (9/28) late in 4th quarter and recorded 10 tackles that game...Had a pair of FRs at Buffalo (10/19), nearly tying the Vikings record of 3 FRs in a game...Notched sack vs. Washington (11/2)...Inactive for game vs. NY Jets (12/7) and at Detroit (12/14) with knee injury.

COLLEGE Started 37 of his 51 career games for Bruins, 10 as a FB early in his career and 27 at LB...Earned All-America praise as a junior and senior...Capped collegiate career with consensus All-America honors as a senior in 2013 and unanimous All-Pac 12 honors...Earned All-America from Walter Camp, AFCA, USA Today, among others...UCLA defensive MVP and team captain...Was a finalist for Butkus, Lombardi and Bednarik Awards as a senior...Ranked 2nd in country with 4 FRs and

5th in country with 5 FFs...Notched 3 FFs against Nebraska in 2013...Was 2nd-Team All-American by Associated Press as a junior in 2012...Named 1st-Team All-Pac 12 as a junior...Ranked 4th in UCLA history with 21.5 tackles for loss in 2012...Ranked 8th in country with 13.5 sacks...Ranked 2nd on team with 83 tackles...Had 8 tackles and 1.5 sacks against Stanford in Pac-12 Championship Game...Had 9 tackles in Holiday Bowl against Baylor...Began his UCLA career as a FB...Started 7 games as a sophomore blocking back and scored his 1st TDs, hauling in an 11-yard score and diving in for a 1-yard rushing TD...Started 4 of his 12 games as a freshman, earning the team Rookie of the Year award.

PREP Was ranked the best athlete in the country as a senior at Loyola High (Los Angeles) by Tom Lemming and Max Preps... Selected to US Army All-America game but could not participate...Rivals had him ranked 5th-best athlete and Scout.com ranked him 10th among LBs...Missed majority of senior season with ankle injury...Earned All-State RB honors with 1,890 yards and 20 TDs as a junior...Standout in track.

BARR'S NFL TOTALS

Year	GP/GS	Tackles			Sacks	INTs	PBU	TFL	QBH	FF/FR	Special Teams
		Solo	Asst.	Total							
2014	12/12	72	27	99	4.0	0	3	4.0	13	2/3	0

SINGLE-GAME CAREER HIGHS

- Tackles...11..... at St. Louis, 9/7/14; vs. New England, 9/14/14
- Solo Tackles...10..... at St. Louis, 9/7/14
- Sack...1.0..... at New Orleans, 9/21/14; vs. Atlanta, 9/28/14; at Tampa Bay, 10/26/14; vs. Washington, 11/2/14
- QB Hurries...3..... at Tampa Bay, 10/26/14; vs. Washington, 11/2/14
- Tackles For Loss...2..... vs. Washington, 11/2/14
- Passes Defensed...1..... at New Orleans, 9/21/14; at Buffalo, 10/19/14
- Fumble Recovery...2..... at Buffalo, 10/19/14
- Touchdown...1..... at Tampa Bay, 10/26/14 (27 FR)

RAISING THE BARR

Despite only playing 12 games during his rookie campaign, LB Anthony Barr was 5th in franchise history among all rookies in tackles with 99. Barr notched the 1st-ever defensive TD to win a game in OT in Vikings history at Tampa Bay in 2014.

MOST TACKLES BY A VIKINGS ROOKIE.....TACKLES

Harrison Smith, S, 2012.....	129
Rip Hawkins, LB, 1961.....	126
Chris Doleman, LB, 1985.....	109
Tim Newton, DT, 1985.....	102
Anthony Barr, LB, 2014.....	99

SACKS IN A SEASON BY VIKINGS ROOKIE LBs.....SACKS

Dwayne Rudd, 1997.....	5.0
Anthony Barr, 2014.....	4.0

OPPONENT FUMBLE RECOVERIES BY VIKINGS ROOKIES.....FRs

Orlando Thomas, S, 1995.....	4
Carl Eller, DE, 1964.....	4
Anthony Barr, LB, 2014.....	3
Alan Page, DT, 1967.....	3



JOE BERGER #61

POSITION: CENTER/GUARD

HEIGHT/WEIGHT: 6-5/305

DOB: 5-25-82

HOMETOWN: NEWAYGO, MI

COLLEGE: MICHIGAN TECH

ACQUIRED: FA '11

NFL SEASON: 11

VIKINGS SEASON: 5

2014 GP/GS	Career GP/GS	Playoffs GP/GS
16/9	99/38 (4/0-DAL; 34/20-MIA; 61/18-MIN)	1/0-MIN

• Vikings most veteran lineman entering 11th season and has been flagged for 1 holding penalty in his career.

• Has appeared in 99 career games entering 2015 with 38 starts, 18 of those starts coming with the Vikings.

OFF THE FIELD Earned degree from Michigan Tech in mechanical engineering...Has been active in community outreach during his career...Married to Abigail, the couple has 3 children...Active with *Team Keegan*, a childhood cancer foundation that sends get well packages to young patients across the country...Enjoys building furniture and woodworking projects along with trap shooting in his free time...Recently bought and had restored a 1953 Studebaker truck.

PRO Has appeared in 61 games making 18 starts over the past 3 seasons for Vikings...Has stepped into starting lineup in 5 of the past 6 seasons between Minnesota and Miami...Regular on KOR unit for the Vikings that has posted 6 of the longest KORs in team history since he joined team and has notched 3 KOR TDs...Acquired by Vikings on 9/12/11, the day after the regular season opener...Spent 2011 preseason and training camp with Miami...Signed as an unrestricted free agent on 2/27/09 by Miami from Dallas...Spent final part of 2006 season, 2007 and 2008 seasons with Dallas after being claimed off waivers by

Dallas from Miami on 11/24/06...Played in Dallas when Mike Zimmer was Cowboys defensive coordinator...Saw action in final 3 games as a rookie with Miami in 2005 after spending opening 11 games of season inactive...Joined Miami after being signed off Carolina practice squad on 9/7/05...Was waived in Carolina's final roster cuts on 9/3/05 and signed to Panthers practice squad the following day before being signed by Miami to 53-man roster...Spent training camp and preseason with Carolina in 2005 after being drafted in 6th round (#183).

2014 Started the final 9 games at RG after starter Brandon Fusco was placed on IR...Team went 5-4 in his starts...Appeared in all 16 games...Finished the season having played in 61 consecutive games...Protected QB Teddy Bridgewater on his way to the most productive season by a rookie QB in team history...Blocked for RB Jerick McKinnon's 103-rushing yard effort against one of the NFL's best run defenses at Buffalo (10/19).

2013 Appeared in all 16 games, starting 2, contributing on special teams and providing depth along the offensive line...Started at LG and RG in place of injured starters Charlie Johnson and Brandon Fusco, respectively vs. Washington (11/7) and vs. Philadelphia (12/15)...Helped backup RB Matt Asiata tie the Vikings record with a 3-TD rushing day in upset win over playoff-bound Eagles...Vikings won both games he started...Played integral role on kickoff return unit that helped rookie WR/KR Cordarrelle Patterson set team records for return yards,

return average and return TDs...Team led the NFL in average starting field position after kickoffs (27.2).

2012 Played in all 16 games and saw his 1st career playoff action in Wild Card game at Green Bay (1/5/13)...Primarily played on special teams but saw action on offensive line vs. Tennessee (10/7) and vs. Detroit (11/11)...Regular on KO return unit that ranked among NFL leaders in KO return average and was tied for 3rd in the NFL with 6 KO returns of 40+ yards.

2011 Saw time in 13 games with 7 starts...Started at C, RG and LG during season, opening 1 game at C, 4 at RG and 2 at LG...Started his 1st game of season at C vs. Green Bay (10/23), the 1st start of rookie QB Christian Ponder's career...Saw 1st extended action of season at Chicago (10/16), replacing injured starter John Sullivan at C in the 2nd half...Started 4-game span at RG in place of starter Anthony Herrera, the 1st of the 4 games coming at Carolina (10/30)...Started in final 2 games of season at LG in place of starter Steve Hutchinson...Signed by Vikings on 9/12, a day after the season opener at San Diego...Spent training camp and preseason with Miami.

2010 Saw time in 15 games with Miami with career-high 14 starts at C...Started opening 9 games of the season...Missed lone game of season vs. Chicago (11/18) with knee injury.

2009 Started final 6 games of season at C for Miami...Earned 1st career start at Buffalo (11/29)...Played in all 16 games.

2008 Saw time on special teams for Dallas in opening 3 games of the season...Inactive for the final 11 games.

2007 Played in 1 game during season in regular season finale at Washington (12/30)...Inactive for 13 games...Dressed but did not play in 2 games...Was inactive for playoff game.

2006 Spent time with Miami and Dallas during season...Was inactive for all 16 games during season between the 2 clubs...Inactive in 11 games with Miami and 5 with Dallas after being

claimed off waivers from Miami on 11/24.

2005 Saw action in 3 games as a rookie with Miami, each of the final 3 contests...Inactive in 12 games for the Dolphins...Signed off Carolina practice squad to Miami's 53-man roster in Week 1 of season on 9/7...Waived following preseason by Carolina and signed to Panthers practice squad the following day on 9/4...Originally drafted in 6th round (#183) by Carolina.

COLLEGE Was a 28-game starter at Michigan Tech at RT...Earned 1st-Team All-Great Lakes Intercollegiate Conference honors as a junior and senior...Earned Jim Langer Award as the top lineman in the Cactus Bowl, the Division II all-star game...Started 3 games as a redshirt freshman in 2001 at LT.

PREP Earned All-Conference honors and Academic All-State as a senior...Played 2 seasons of football at Newaygo High in Michigan...Served as team captain as a senior...Competed in field events on track team.

BERGER'S CAREER GAMES/STARTS

Year.....	GP/GS
2005 (Mia)	3/0
2006 (Mia/Dal)	0/0
2007 (Dal)	1/0
2008 (Dal)	3/0
2009 (Mia)	16/6
2010 (Mia)	15/14
2011 (Min)	13/7
2012 (Min)	16/0
Playoffs	1/0
2013 (Min)	16/2
2014 (Min)	16/9
Totals	99/38
Playoffs	1/0



ROBERT BLANTON #36

POSITION: SAFETY
HEIGHT/WEIGHT: 6-1/200
DOB: 9-7-89
HOMETOWN: MATTHEWS, NC

COLLEGE: NOTRE DAME
ACQUIRED: 05 (#139) '12
NFL SEASON: 4
VIKINGS SEASON: 4

2014 GP/GS
15/13

Career GP/GS
44/16

Playoffs GP/GS
1/0

- Started 13 games at safety in 2014 and recorded 111 tackles.
- Joined former collegiate teammate Harrison Smith in Vikings defensive backfield as rookies in 2012.

OFF THE FIELD Currently enrolled in the executive MBA program at the University of Miami taking classes during the offseason with an expected graduation in 2016...Graduated from the Mendoza College of Business at Notre Dame with degree in finance...Was a 1st LT in Butler's JROTC program...Volunteered as a coach for a youth football team in Mint Hill, NC...Spokesperson for Butler High's D.R.E.A.M. Team and was recognized by the Carolina Panthers as a Panthers Community Captain during one of their games for his outstanding performance in the classroom and the community...Lived in Italy from 1996-2000 while his father served in US Air Force.

PRO Started a career-high 13 games and appeared in 15 in 2014...Played in all 16 games while starting 3 in 2013...Made 1st career start at Baltimore (12/8/13)...Led the Vikings in special teams tackles in 2013 with 19...Saw action in 13 games and Wild Card playoff game as a rookie in 2012, primarily as a special teams contributor...Played most of game at S in place of Smith after his ejection vs. Tennessee (10/7/12)...Selected in 5th round (#139 overall) in 2012...Joined former college teammate Smith in the Vikings 2012 draft class, the 1st ND pair to be drafted by the Vikings in the same year in team history.

2014 Started 13 games and appeared in 15 totaling 111 tackles for the NFL's 7th-ranked pass defense...Ranked 3rd on team with 111 tackles...Tied his career-high with 14 tackles in the OT

victory vs. NY Jets (12/7)...Snagged his 1st career INT against Kyle Orton and also added his 1st career FR at Buffalo (10/19)...Had 3 games with 10+ tackles.

2013 Played in all 16 games while starting 3...Played a key role on special teams and led the Vikings in special teams tackles with 19...Earned his 1st career start at Baltimore (12/8)...Started and set a career-high in tackles with 14 vs. Detroit (12/29)...Tied for 2nd-most tackles in a game by a Vikings DB in 2013 with his 14 stops against Detroit, trailing only Andrew Sendejo's 17 tackles vs. Washington.

2012 Saw action in 13 games and the Wild Card playoff game at Green Bay (1/5/13)...Notched season-high with 5 tackles vs. Tennessee (10/7), playing the majority of the game after Smith was ejected from the game.

COLLEGE Appeared in 50 consecutive games at Notre Dame, making 26 starts...Missed only the Week 1 game as a freshman in 2008...Totaled 193 career tackles with 19 TFLs, 16 pass breakups and 8 INTs...Had 70 tackles as a senior...Blocked a Utah punt on 11/13/10 and returned it 8 yards for a TD, the 1st ND player to block a punt for a TD since 2008...Had 2 career TDs at Notre Dame; the 1st was a 47-yard INT return vs. Purdue on 9/27/08...Led ND with 9 tackles and 1 INT vs. Miami in the 2010 Sun Bowl...Started final 4 games as a freshman.

PREP Named 1st-Team All State in 2006 and 2007 at Butler High School in Matthews, NC...2007 Defensive Player of the Year by the Charlotte Observer...Blocked 6 kicks as a senior and added 94 tackles and 5 INTs...Named 2nd-Team All State in 2005...Stoutend in basketball and track, surpassing 21 feet in the long jump and 6'10" in the high jump.

BLANTON'S NFL TOTALS

Year.....GP/GS	Tackles						PBU	TFL	QBH	FF/FR	Special Teams
	Solo	Asst.	Total	Sacks	INTs						
2012 (Min).....13/0	4	1	5	0.0	0	1	1.0	0	0/0	10	
Playoffs.....1/0	0	0	0	0.0	0	0	0.0	0	0/0	1	
2013 (Min).....16/3	40	19	59	0.0	0	6	1.0	0	0/0	19	
2014 (Min).....15/13	76	35	111	0.0	1 (1)	4	0.0	1	0/1	1	
Totals.....44/16	120	55	175	0.0	1 (1)	11	2.0	0	0/1	30	
Playoffs.....1/0	0	0	0	0.0	0	0	0.0	0	0/0	1	

SINGLE-GAME CAREER HIGHS

Tackles.....14.....vs. Detroit, 12/29/13, vs. NY Jets, 12/7/14
 Tackle For Loss.....1.....vs. Tennessee, 10/7/12, vs. Detroit, 12/29/13
 Passes Defended.....3.....vs. Carolina, 11/30/14
 Interceptions.....1.....at Buffalo, 10/19/14
 Fumble Recoveries.....1.....at Buffalo, 10/19/14
 Special Teams Tackles.....3.....at Chicago 9/15/13

BLANTON'S INT

GAME.....QB.....INT (YDS)
 at Buffalo, 10/19/14..... Kyle Orton.....1 (1)
 Total.....1 (1)



BRANDON BOSTICK #81

POSITION: TIGHT END
 HEIGHT/WEIGHT: 6-3/250
 DOB: 5-3-89
 HOMETOWN: FLORENCE, SC

COLLEGE: NEWBERRY
 ACQUIRED: W (GB) '15
 NFL SEASON: 3
 VIKINGS SEASON: 1

2014 GP/GS
13/0-GB

Career GP/GS
24/0-GB

Playoffs GP/GS
2/0-GB

at Seattle (9/4), vs. Philadelphia (11/16) and at Minnesota (11/23) due to injury.

• Teammates at Newberry with Vikings 2015 draftee LB Edmond Robinson.

• Signed by the Packers as an undrafted free agent after participating in the team's rookie camp on a tryout basis.

OFF THE FIELD Majored in sports management...Aspires to a career in teaching and coaching following his playing days... Cousin, Akeem Bostick, is a pitcher in the Houston Astros organization.

PRO Signed with Vikings on 2/18/15 off waivers from Green Bay...Has appeared in 24 games, all with Green Bay, totaling 9 catches for 123 yards and 2 TDs in his career...Played in a career-best 13 games in 2014...Appeared in 11 games in 2013...Signed by the Packers as an undrafted free agent after participating in the team's rookie orientation camp on a tryout basis in 2012... Spent the entire 2012 season on the Packers practice squad... Member of 3 NFC North title teams (2012-14).

2014 Appeared in career-high 13 games playing mostly special teams...Played in both playoff games...Caught 2 passes for 3 yards including a 1-yard TD vs. Chicago (11/9)...Missed 3 games,

2013 Appeared in 11 games and had 7 receptions for 120 yards and a TD...Had a career game vs. Philadelphia (11/10) catching 3 passes for 42 yards, including a 22-yard TD...Was placed on season-ending IR on 12/21.

2012 Spent the entire season on Green Bay's practice squad... Went through training camp and preseason with Green Bay after originally joining club as a rookie free agent on a tryout basis at rookie camp, joining team on 5/30.

COLLEGE A 4-year letterwinner at WR finished near the top of Newberry's record books in every major receiving category... Played in 39 games with 24 starts...Totaled 136 receptions, 1,935 receiving yards, 19 receiving TDs...Added 21 carries for 122 yards and 3 TDs during his career...Earned 2nd-Team All-SAC honors as a senior...Played 1 season of basketball at Newberry appearing 19 games and 5 starts.

PREP Attended West Florence HS where he was an all-state, all-region selection playing both WR and LB...Lettered in both football and basketball all 4 years.

BOSTICK'S NFL TOTALS

Year.....GP/GS	No.	RECEIVING				TD
		Yds.	Avg.	Lg		
2013 (GB).....11/0	7	120	17.1	26	1	
2014 (GB).....13/0	2	3	1.5	2	1	
Playoffs.....2/0	0	0	0.0	0	0	
Total.....24/0	9	123	13.7	26	2	
Playoffs.....2/0	0	0	0.0	0	0	

BOSTICK'S TOUCHDOWNS

Game.....Play
 vs. Philadelphia, 11/10/13..... 22 pass from S. Tolzien
 vs. Chicago, 11/9/14..... 1 pass from A. Rodgers

SINGLE-GAME CAREER HIGHS

Receptions.....3.....vs. Philadelphia, 11/10/13
 Receiving Yards..... 42..... vs. Philadelphia, 11/10/13
 Long Reception.....26.....at NY Giants, 11/17/13
 Touchdown.....1..... vs. Philadelphia, 11/10/13; vs. Chicago, 11/9/14



TEDDY BRIDGEWATER #5

POSITION: QUARTERBACK
HEIGHT/WEIGHT: 6-2/215
DOB: 11-10-92
HOMETOWN: MIAMI, FL

COLLEGE: LOUISVILLE
ACQUIRED: D1b (#32) '14
NFL SEASON: 2
VIKINGS SEASON: 2

2014 GP/GS	Career GP/GS	Playoffs GP/GS
13/12	13/12	0/0

- Set virtually every Vikings record for a rookie QB in his debut season, going 6-6 as a starter.
- Named **Pepsi Rookie of the Year**, selected as QB on PFWA's **All-Rookie** team and twice named **Pepsi NFL Rookie of the Week** for games vs. Atlanta (9/28/14) and vs. Carolina (11/30/14).

OFF THE FIELD Earned bachelor's degree in December 2013, majoring in sports administration...Mother, Rose Murphy, is a breast cancer survivor...Mother took part in Vikings tradition of sounding the Gjallarhorn vs. Detroit (10/12/14) as part of Breast Cancer Awareness Month...Prior to NFL Draft, he followed through on a promise he made his mother as a youngster that he would get her a pink Escalade, presenting the gift to her with the help of Cadillac...Played on the same 7-on-7 team, South Florida Express, as college and current teammate DE B.J. DuBose...Served as Grand Marshall of the 2015 Kentucky Derby and gave the "Riders Up" command at the start of the race.

HONORS Named the **Pepsi NFL Rookie of the Year**...Named to 2014 PFWA **All-Rookie** team...Selected twice as **Pepsi NFL Rookie of the Week** for games vs. Atlanta (9/28/14) and vs. Carolina (11/30/14)...Named Vikings **Rookie of the Year** and **Offensive Player of the Year**.

PRO Set virtually every Vikings rookie QB record...Posted 6-6 record in his 12 starts in 2014...Ranked among the NFL's top QBs in the month of December in passer rating and completion percentage...Posted the 3rd-highest completion percentage by a rookie QB in NFL history and the 7th-highest passer rating by a rookie QB...Matched Vikings single-season record with 4 comeback wins, the most by a rookie...Drafted #32 overall in 2014 with a choice obtained from Seattle in trade...The 4th QB the Vikings have drafted in the 1st round in franchise history...Was the 3rd QB selected in 2014 NFL Draft behind Blake Bortles (#3, Jacksonville) and Johnny Manziel (#22, Cleveland).

2014 Posted best season by a Vikings rookie QB in team history on his way to being named **Pepsi NFL Rookie of the Year**...Named to PFWA **All-Rookie** team...Finished season with one of the top performances by a QB in the NFL in December 2014...Twice named **Pepsi NFL Rookie of the Week** during season...Saw 1st game action at New Orleans (9/28) when he came in during the 2nd quarter for injured starter Matt Cassel and hit 12 of 20 passes for 150 yards and ran 6 times for 27 yards...Became the 3rd Vikings rookie QB to win his 1st career start with 41-28 outing vs. Atlanta (9/28), throwing for 317 yards, the most by Vikings rookie in their 1st start and running for 1st career TD. Led team back from 4th quarter deficit for the win and connected with TE Rhett Ellison on a 2-point conversion pass en route to **Pepsi NFL Rookie of the Week** honors...Started 2nd career game and suffered 1st loss vs. Detroit (10/12), throwing 1st INTs of career and was sacked 8 times...Threw 1st career TD to Cordarrelle Patterson on a 4-yard score at Buffalo (10/19)...Won 1st career road game and 2nd game overall at Tampa Bay (10/26), leading team back from 4th quarter deficit to tie game 13-13 as time expired and force OT. Game was won on FR TD by fellow rookie Anthony Barr...Won 2nd consecutive game vs. Washington (11/2), bringing team back from a 4th-quarter deficit for the 3rd time on the season...Threw season-high 2 TDs vs. Green Bay (11/23) to Chase Ford and Greg Jennings...Matched season-best 2 TDs vs. Carolina (11/30), hitting Kyle Rudolph and Jennings for scores in 31-13 win to earn 2nd **Pepsi**

NFL Rookie of the Week honor...Engineered 4th comeback win of the season vs. NY Jets (12/7) to tie team record. Hit Jarius Wright on 87-yard TD pass in OT for 2nd-longest OT game winner in NFL history and the 3rd-longest pass play in Vikings history...Set Vikings rookie record with 31 completions at Detroit (12/14)...Connected with WR Adam Thielen on a 44-yard TD vs. Chicago (12/28) in season finale.

COLLEGE Helped lead a resurgence at Louisville, winning back-to-back Big East titles (2011-2012) and making 3 bowl appearances, winning 2- the Sugar Bowl over #4-ranked Florida to cap the 2012 season and the Russell Athletic Bowl over Miami in 2013, his final collegiate game...In his final 2 seasons, guided the Cardinals to a 23-3 record...In only 3 seasons at Louisville, left the school tied for the team record with 27 wins (27-9 as a starter), matching the wins of Dave Ragone (27-10)...Set school record with a 68.4% completion percentage and threw only 24 INTs in 1,142 pass attempts...As a junior in 2013, took team to 11-1 mark and win over Miami in bowl game...Only loss of the season came against Central Florida...Named 2nd-Team All-American Athletic Conference with 1st-Team honors going to fellow 1st-round QB Bortles...Earned 2012 Big East Offensive Player of the Year as team won 2nd straight Big East title...Named MVP of 2013 Sugar Bowl win over #4-ranked Florida, 33-23...Made 1st start vs. Marshall in 2011...Was 0-3 in 1st 3 starts of his career before notching 1st win over Rutgers...Went 5-2 as a starter for final 7 games of freshman campaign.

PREP 3-year starter at QB for Northwestern (Miami) program...Ranked as #2 dual-threat QB in the country by Rivals.com...Selected to US Army All-American Bowl...Guided team to Class 6A state semis as a senior...Named 2nd-Team All-State (6A) as a junior...Led team to 6A state title game as a sophomore, falling to Seminole High...Set Dade County record with 7 TD passes in a game against Hialeah-Miami Lakes.



Supporting breast cancer survivors and awareness is a cause especially close to Teddy Bridgewater and one he has embraced early in his Vikings career.

BRIDGEWATER'S NFL TOTALS

Year.....	GP/GS	Att	Comp	Pct	Yds	TD	INT	Lg	Sk/Yds	Rtg	Rush	Yds	TD
2014 (Min).....	13/12	402	259	64.4	2,919	14	12	87t	39/249	85.2	47	209	1

Record as Starter (regular/playoffs): 6-6; 6-6 in 2014.

SINGLE-GAME CAREER HIGHS

Attempts	42.....	at Tampa Bay, 10/26/14
Completions	31.....	at Detroit, 12/14/14
Passing Yards	317.....	vs. Atlanta, 9/28/14
Passing TDs	2.....	4x, last at Miami, 12/21/14
Interceptions	3.....	vs. Detroit, 10/12/14
Long Pass	87t.....	vs. NY Jets, 12/7/14
2-Point Conversions	1.....	vs. Atlanta, 9/28/14 (to R. Ellison); vs. Green Bay, 11/23/14 (to C. Johnson)
Rushes.....	6.....	at New Orleans, 9/21/14
Rush Yards	27.....	at New Orleans, 9/21/14; vs. Atlanta, 9/28/14
Rushing TD	1.....	vs. Atlanta, 9/28/14

BRIDGEWATER'S CAREER GAME-BY-GAME (* starts; scores for games started only; games with 100+ passer rating in bold)

2014 MINNESOTA.....	Att.	Comp.	Yards	Pct.	TD	INT	Lg	Sk/Yds	Rating	Rush	Yds	TD	Score
9/7.....@ St. Louis	DID NOT PLAY												
9/14.....New England.....	DID NOT PLAY												
9/21.....@ New Orleans.....	20	12	150	60.0	0	0	41	2/15	83.3	6	27	0	
9/28.....Atlanta*.....	30	19	317	63.3	0	0	52	0/0	98.9	5	27	1	W 41-28
10/2.....@ Green Bay.....	INACTIVE												
10/12.....Detroit*.....	37	23	188	62.1	0	3	18	8/45	41.3	3	11	0	L 3-17
10/19.....@ Buffalo*.....	26	15	157	57.7	1	2	38	5/39	56.1	1	7	0	L 16-17
10/26.....@ Tampa Bay*.....	42	24	241	57.1	1	0	28	1/6	81.5	1	3	0	W 19-13(OT)
11/2.....Washington*.....	42	26	268	61.9	1	0	22	2/16	88.2	3	20	0	W 29-26
11/16.....@ Chicago*.....	28	18	158	64.2	1	1	24	2/11	76.2	4	2	0	L 13-21
11/23.....Green Bay*.....	37	21	210	56.8	2	1	23	2/14	79.8	5	32	0	L 21-24
11/30.....Carolina*.....	21	15	138	71.4	2	0	35	3/20	120.7	2	12	0	W 31-13
12/7.....NY Jets*.....	19	309	70.3	2	1	87t	3/12	117.7	3	7	0	W 30-24(OT)	
12/14.....@ Detroit*.....	41	31	315	75.6	1	2	40	4/31	84.9	3	30	0	L 14-16
12/21.....@ Miami*.....	26	19	259	73.1	2	1	40	4/12	114.1	5	13	0	L 35-37
12/28.....Chicago*.....	25	17	209	68.0	1	1	44t	3/19	90.2	6	18	0	W 13-9
Totals.....	402	259	2,919	64.4	14	12	87t	39/249	85.2	47	209	1	

READY BRIDGEWATER

Teddy Bridgewater re-wrote the Vikings record book for rookie QB performances in 2014, going 6-6 as a starter en route to All-Rookie honors and the Pepsi NFL Rookie of the Year in fan voting. His 12 starts are the most by a Vikings rookie QB and he is the 4th Vikings QB drafted in the 1st round in club history.

NFL ROOKIE COMPLETION PERCENTAGE LEADERS

QB, SEASON.....	%
Ben Roethlisberger, Pittsburgh, 2004.....	66.4% (196/295)
Robert Griffin III, Washington, 2012.....	65.6% (258/393)
Teddy Bridgewater, Minnesota, 2014.....	64.4% (259/402)

VIKINGS ROOKIE COMPLETION PERCENTAGE LEADERS

QB, SEASON.....	%
Teddy Bridgewater, 2014.....	64.4%
Fran Tarkenton, 1961.....	56.1%

VIKINGS 100+ PASSER RATING GAMES BY ROOKIES

QB, SEASON.....	100+ GAMES
Teddy Bridgewater, 2014.....	3
Fran Tarkenton, 1961.....	3

VIKINGS TOP PASSER RATING GAMES BY ROOKIES

QB, GAME.....	100+ GAMES
Fran Tarkenton, vs. Chicago, 9/17/61.....	148.6
Fran Tarkenton, vs. Los Angeles, 12/3/61.....	121.1
Teddy Bridgewater, vs. Carolina, 11/30/14.....	120.7
Teddy Bridgewater, vs. NY Jets, 12/7/14.....	117.7

DECEMBER TO REMEMBER

Rookie signal caller Teddy Bridgewater played his best football late in the season for the Vikings and posted some of the top numbers league-wide among QBs in the month of December. He completed over 70% of his passes in 5 of the final 6 games of the season. In his first exposure to cold-weather starts, Bridgewater went 3-0 at home late in the season, with game-time temps of 12, 32 and 15 degrees against Carolina, NY Jets and Chicago respectively. He tossed the 2nd-longest OT game-winning TD pass in NFL history to Jarius Wright (87t) to win the NY Jets game (12/7/14).

2014 NFL YARDS PER ATTEMPT IN DECEMBER

QB.....	YDS/ATT
Teddy Bridgewater.....	9.18 (1,092/119)
Ben Roethlisberger.....	9.10 (1,247/137)
Tony Romo.....	8.89 (987/111)

2014 NFL COMPLETION % IN DECEMBER

QB.....	%
Tony Romo.....	74.8% (83/111)
Teddy Bridgewater.....	72.3% (86/119)
Ben Roethlisberger.....	68.6% (94/137)

2014 NFL PASSER RATING IN DECEMBER

QB.....	RATING
Tony Romo.....	133.7
Ben Roethlisberger.....	108.7
Eli Manning.....	100.7
Teddy Bridgewater.....	99.8

BRIDGEWATER'S CAREER 4TH-QUARTER/OVERTIME COMEBACK WINS

	Final	Pre Drive	Drive	Drive	Start	Last	Drive	Net	Time			
Date	Opponent	Score	Score	QTR	Start	End	Scoring Play	LOS	LOS	Plays	Yds	Poss.
9/28/14	vs. Atlanta	41-28	27-28	4	14:41	10:50	Asiata 1 run	MV22	AF1	9	78	3:51
10/26/14	... at Tampa Bay	19-13	10-12	4	2:02	0:00	Walsh 38 FG	MV20	TB19	9	61	2:02
11/2/14	... vs. Washington	29-26	21-26	4	9:01	3:27	Asiata 1 run; 2 pt run	MV27	WR1	12	73	5:34
12/7/14vs. NY Jets	30-24	24-24	OT	12:00	10:21	Wright 87t catch	MV8	MV13	3	82	1:39

BRIDGEWATER'S TOUCHDOWNS

GAME	Play
vs. Atlanta, 9/28/1413 run
@ Buffalo, 10/19/144 pass to C. Patterson
@ Tampa Bay, 10/26/1417 pass to G. Jennings
vs. Washington, 11/2/1420 pass to C. Ford
@ Chicago, 11/16/147 pass to R. Ellison
vs. Green Bay, 11/23/1422 pass to C. Johnson, 5 pass to G. Jennings
vs. Carolina, 11/30/144 pass to K. Rudolph, 17 pass to G. Jennings
vs. Jets, 12/7/1456 pass to C. Johnson, 87 pass to J. Wright
@ Detroit, 12/14/148 pass to G. Jennings
@ Miami, 12/21/1421 pass to G. Jennings, 8 pass to J. Wright
vs. Chicago, 12/28/1444 pass to A. Thielen
Total 15 (14 passing, 1 rushing)

BIG PLAY TEDDY

Teddy Bridgewater hit the longest pass play in team history by a rookie to Jarius Wright to win the Jets game in 2014 and earned a spot in the Vikings record book along the way.

LONGEST PASS PLAYS IN VIKINGS HISTORY

PLAY	YDS
G. Ferrette to B. Berrian, vs. Chicago (10/30/08)	99t
F. Tarkenton to C. Ferguson, at Chicago (11/11/62)	89t
T. Bridgewater to J. Wright, Minnesota vs. NYJ (12/7/14) ...87t	87t
G. Ferrette to B. Berrian, vs. Detroit (10/12/08)	86t
W. Moon to Q. Ismail, vs. Detroit (9/10/95)	85t
J. Kapp to G. Washington, vs. St. Louis (10/8/67)	85t

GOING DEEP IN OVERTIME


Teddy Bridgewater gave the Vikings a walk-off OT win vs. NY Jets (12/7/14) with the longest overtime TD pass in Vikings history and the 2nd-longest OT TD pass in NFL history.

LONGEST GAME-WINNING OT TD PASSES IN VIKINGS HISTORY

PLAY	YDS
T. Bridgewater to J. Wright, vs. NYJ (12/7/14) ...87t	87t
W. Moon to C. Carter, vs. Chicago (12/1/94)	65t

LONGEST GAME-WINNING OT TD PASSES IN NFL HISTORY

R. Jaworski to M. Quick, Philadelphia vs. Atlanta (11/10/85)	99t
T. Bridgewater to J. Wright, Minnesota vs. NYJ (12/7/14) ...87t	87t



CARTER BYKOWSKI #60

POSITION: TACKLE
HEIGHT/WEIGHT: 6-7/313
DOB: 7-25-90
HOMETOWN: EDEN PRAIRIE, MN

COLLEGE: IOWA STATE
ACQUIRED: PS (SF) '14
NFL SEASON: 2
VIKINGS SEASON: 2

2014 GP/GS
0/0

Career GP/GS
0/0

Playoffs GP/GS
0/0

• Spent the 2013 and 2014 seasons on the 49ers practice squad before joining the Vikings 53-man roster during Week 15 in 2014.

• Played prep football at Eden Prairie (MN) High School under Head Coach Mike Grant, son of Hall of Fame Coach Bud Grant.

OFF THE FIELD Earned degree in business management at Iowa State...Is the youngest of 3 boys in his family...Brother, Matt, played QB and TE at Minnesota State, the home of the annual Vikings training camp...Father played basketball at South Dakota...Enjoys hunting and fishing.

PRO Originally drafted by the San Francisco 49ers in the 7th round (#246 overall) of the 2013 NFL Draft...Spent training camp and preseason with the 49ers before being released during final roster moves and then signed to the practice squad...Spent the entire 2013 season and 1st 14 weeks of the 2014 season on the 49ers practice squad before being signed to the Vikings 53-man roster and was inactive for the final 2 games of the season.

2014 Went to training camp with the 49ers and played in 4 preseason games, making 1 start...Released during final roster cuts (8/30) before being signed back to the 49ers practice

squad (8/31)...Signed by the Vikings to the 53-man roster off the 49ers practice squad leading up to Week 15 and was inactive for the final 2 games of the season after joining Vikings on 12/10.

2013 Signed to the 49ers practice squad (9/2) where he spent the entire season...Went through the preseason with the 49ers before being cut during final roster moves (8/31)...Drafted in 7th round (#246 overall) by 49ers.

COLLEGE Earned All-Big 12 Honorable Mention by coaches and the Associated Press following his senior season...Helped lead Iowa State to an appearance in the Liberty Bowl in his final year after starting all 12 games...Named Iowa State's Offensive Lineman of the Year following the 2012 season...Appeared in 13 games, making 4 starts, as a junior...Appeared in 8 games in his 1st season playing offensive line in 2010...Redshirted in 2009 as he made the transition from TE to OT...As a true freshman in 2008, caught 3 passes for 21 yards.

PREP Played football under Mike Grant, son of legendary former Minnesota Vikings coach Bud Grant, at Eden Prairie (MN) High School...Led team to back-to-back Minnesota 5A championships as a junior and senior in 2007 and 2008...Caught 11 passes for 194 yards and 9 TDs as a senior...Earned 3 letters in basketball and football...Captain of the basketball team as a senior.



JILIL CARTER #39

POSITION: CORNERBACK
HEIGHT/WEIGHT: 6-2/205
DOB: 7-18-89
HOMETOWN: TOLEDO, OH

COLLEGE: AKRON
ACQUIRED: FA '15
NFL SEASON: 1
VIKINGS SEASON: 1

2014 GP/GS
12/12-CFL

Career GP/GS
33/33-CFL

Playoffs GP/GS
3/3-CFL

• 3-year CFL veteran who signed with the Vikings on 1/15/15. Member of Grey Cup winning Toronto Argonauts in 2012.

• Originally joined the NFL as an undrafted free agent signing with the St. Louis Rams on 7/29/11 before being cut on 8/9/11.

OFF THE FIELD Joins LB Brian Peters as Vikings who played in the CFL in 2014...A business and organizational leadership major with 1 year remaining to earn bachelors degree...Engaged to Tia Theodosopoulos...The couple has a daughter, Jaylee, who will turn 4 in October.

PRO Signed with the Vikings on 1/15/15 after a 3-year CFL career...Has appeared and started in 34 regular season games in the CFL for the Toronto Argonauts...Also started 3 playoff games including the 2012 Grey Cup...Was a member of the Argonauts 2012 Grey Cup winning team...Career 114 tackles, 6.0 sacks and 1 INT...Played 1 game in the AFL for the Cleveland Gladiators in 2012...Originally joined the NFL as an undrafted free agent signing with the St. Louis Rams on 7/29/11 before being cut on 8/9/11.

2014 Started all 12 regular season games he appeared in for Toronto, recording 48 tackles and 5.0 sacks before being placed on the injured list.

2013 Appeared in and started 17 regular season games for the Argonauts...Totaled 48 tackles, 1.0 sack and 1 INT...Played but did not record any stats in team's Eastern Final loss.

2012 Signed with the Cleveland Gladiators of the AFL and played in 1 game recording 1 INT...Signed with the Toronto Argonauts playing and starting in 4 regular season games before being placed on the team's practice roster from Week 7 to Week 18...Did not dress for the team's Eastern Semifinal game but started and had 5 tackles in the team's Eastern Final victory...Started and had 5 tackles in the 100th Grey Cup, when the Argonauts captured the CFL's championship over Calgary.

2011 Signed with the St. Louis Rams as an undrafted free agent on 7/29/11 after the lockout was lifted...Released on 8/9/11 after brief stint in training camp.

COLLEGE Played from 2007-10 at Akron appearing in 47 games with 22 starts...Played both offense and defense in his career with the Zips starting 14 games at 5 and 8 at WR... Played WR his final season at Akron...Totaled 70 career tackles, 4.5 TFLs, 2.0 sacks and 2 INTs...Was 2nd on the team his senior season with 30 interceptions for 412 yards and 2 TDs.

PREP Attended St. John's Jesuit HS in Toledo where he earned all-city league honors as a senior...Sprinter on the track team, placing 11th at state in the 100-meter dash his senior year.

CARTER'S CFL TOTALS

Year.....	GP/GS	Tackles			Sacks	INTs	PBU	TFL	QBH	FF/FR
		Solo	Asst.	Total						
2012 (Tor).....	4/4	-	-	18	0.0	0	-	-	-	0/0
Playoffs.....	2/2	-	-	10	0.0	0	-	-	-	0/0
2013 (Tor).....	17/17	-	-	48	1.0	1	-	-	-	0/1
Playoffs.....	1/1	-	-	0	0.0	0	-	-	-	0/0
2014 (Tor).....	12/12	-	-	48	5.0	0	-	-	-	0/0
Totals.....	33/33	-	-	114	6.0	1	-	-	-	0/1
Playoffs.....	3/3	-	-	10	0.0	0	-	-	-	0/0

VIKINGS ORIGINAL STARTING LINEUP

The Vikings have seen the NFL change dramatically over the years. The players who started the upset win over Chicago in the 1961 opener were a mix of future stars and aging veterans who were embarking on a new adventure with the NFL's fledgling franchise. The team started veteran signal-caller George Shaw instead of rookie phenom Fran Tarkenton, a footnote in history to Tarkenton's Hall of Fame career. Tarkenton came off the bench late in the 1st quarter to spearhead the Vikings to a win over the same Bears club that posted a dominating 30-7 win only two weeks prior in a preseason game played in Cedar Rapids, IA.

Tarkenton threw 4 TDs passes and hit on 17-of-23 for 250 yards. The Vikings opened the scoring in the game with a Mike Mercer FG. Tarkenton connected with Bob Schnelker on the 1st TD pass of his career on a 14-yard toss. Tarkenton went on to throw TDs to Jerry Reichow from 29 yards, Hugh McElhenry from a yard out and ran for a 3-yard TD himself on a QB keeper. He rounded out the day with a 2-yard TD pass to Dave Middleton and the upstart Vikings notched a 37-13 win.

VIKINGS STARTING LINEUP IN 1961 OPENER VS. CHICAGO

WR.....Dave Middelton, 6-1, 190, 7th Year, Auburn
 LT.....Grady Alderman, 6-3, 235, 2nd Year, Detroit
 LG.....Gary Huth, 5-11, 228, 4th Year, Wake Forest
 C.....Bill Lapham, 6-3, 250, 2nd Year, Iowa
 RG.....Mike Rabold, 6-2, 240, 3rd Year, Indiana
 RT.....Frank Youso, 6-4, 260, 4th Year, Minnesota
 TE.....Bob Schnelker, 6-4, 215, 9th Year, Bowling Green
 WR.....Dick Haley, 5-10, 195, 2nd Year, Pittsburgh
 QB.....George Shaw, 6-0, 185, 7th Year, Oregon
 HB.....Hugh McElhenry, 6-1, 190, 10th Year, Washington
 FB.....Mel Triplett, 6-1, 215, 7th Year, Toledo

VIKINGS STARTING LINEUP IN 1961 OPENER VS. CHICAGO

DE.....Jim Marshall, 6-3, 230, 2nd Year, Ohio State
 DT.....Bill Bishop, 6-4, 250, 10th Year, North Texas State
 DT.....Ed Culpepper, 6-1, 255, 4th Year, Alabama
 DE.....Don Joyce, 6-3, 255, 11th Year, Tulane
 LB.....Dick Grecni, 6-1, 230, Rookie, Ohio
 LB.....Rip Hawkins, 6-3, 230, Rookie, North Carolina
 LB.....Clancy Osborne, 6-3, 217, 3rd Year, Arizona State
 CB.....Jack Morris, 6-0, 190, 4th Year, Oregon
 CB.....Dick Pesonen, 6-0, 190, 2nd Year, Minnesota-Duluth
 SS.....Rich Mostardi, 5-11, 188, 2nd Year, Kent State
 FS.....Charlie Sumner, 6-1, 195, 5th Year, William & Mary



AUDIE COLE #57

POSITION: LINEBACKER
HEIGHT/WEIGHT: 6-5/248
DOB: 6-1-89
HOMETOWN: MONROE, MI

COLLEGE: NORTH CAROLINA STATE
ACQUIRED: D7a (#210) '12
NFL SEASON: 4
VIKINGS SEASON: 4

2014 GP/GS
16/1

Career GP/GS
34/6

Playoffs GP/GS
1/0

• Has stepped into starting lineup 6 times in 2013-14 for the Vikings, 5 starts at MLB in 2013 and 1 at WLB in 2014.

• Involved in Golden Gloves boxing as a youth.

OFF THE FIELD Cut his trademark long hair during 2013 off-season and donated to charity program benefitting youth fighting cancer- Children With Hair Loss- in Michigan...Took part in 2013 and 2015 Minnesota Governor's Fishing Opener helping youth get involved in outdoor activities and helping promote outdoors programs through Minnesota Department of Natural Resources...Graduated from NCSU in 2011 with a parks, recreation and tourism degree...A Golden Gloves winner in boxing... Enjoys waterfowl and deer hunting along with walleye fishing.

PRO Has played in 34 games making 6 starts...Started 1 game in 2014 contributing mostly on special teams...Has led the team in tackles twice in his 6 career starts...Started 5 games in 2013 after playing in 5 as a rookie in 2012...Was released on 11/7/13 prior to the Washington game and re-signed after clearing waivers on 11/9/13...Made his 1st career start at Green Bay (11/24/13) and had 1st sack when he led team with season-best 18 tackles, 2 TFLs and 1.0 sack...Selected in 7th round (#210) by Vikings in 2012.

2014 Saw action in all 16 games while starting 1, the season finale vs. Chicago (12/28)...Was 2nd on the team in special teams tackles with 12...Started in place of injured Chad Greenway at WLB vs. Chicago (12/28) and led the team with 14 tackles in regular season finale...Totaled 16 tackles on defense along with 1 TFL and 1 PBU...Had a career best 2 special teams tackles on 4 occasions - vs. Atlanta (9/28), vs. Washington (11/2), at Chicago (11/16) and vs. NY Jets (12/7).

2013 Appeared in 13 games while starting 5... Was released on 11/7 prior to the Washington game and re-signed after clearing waivers on 11/9...Played mainly on special teams until

his 1st career start at Green Bay (11/24) when he had a team season-best 18 tackles, 2 TFLs and 1.0 sack...Started 5 straight games at MLB...Registered 12 tackles at Chicago (12/1) and at Baltimore (12/8)...Totaled 49 tackles, 3.0 TFLs, 1.0 sack and 3 PBUs in limited time...Also added 3 special teams tackles...Was injured at Cincinnati (12/22) and placed on IR on 12/27.

2012 Earned spot on special teams as a rookie...Saw time in 5 regular season games and in the Wild Card playoff contest at Green Bay (1/5/13)...Made NFL debut vs. San Francisco (9/23)...A longshot to make the team as a 7th-round draft pick, he cracked the 53-man roster with a strong preseason performance, returning a pair of INTs for TDs against Buffalo on back-to-back defensive plays.

COLLEGE Finished his career at N.C. State ranked 12th in school history with 328 tackles...His 32.5 TFLs rank 13th and his 15 sacks rank him 10th in school history...Led the team in tackles in his final 3 seasons at State...A semi-finalist for the 2011 Butkus Award after he led the team with 132 tackles...Started every game at MLB in 2011 after moving to the position during spring drills...Recorded a career-high 16 tackles at Cincinnati and vs. Georgia Tech in 2011...Tied for the team lead in tackles with 97 in 2010 and led the defense with 809 defensive snaps...Led the team with 12 tackles and nabbed his 1st INT at Central Florida in 2010 and was named ACC Defensive Player of the Week by the league for his performance...Team's leading tackler in 2009 with 85 stops while making all 12 starts...Recipient of the team's Al Michaels Award for selfless play...Redshirted in 2007.

PREP Attended Monroe HS in Monroe, MI where he played QB, S and LB...Threw for 3,285 yards and 23 TDs in his career...Named All-League as a senior...3-year starter at QB and played defense as a senior...Lettered in baseball and basketball, in addition to football.

COLE'S NFL TOTALS

Year.....	GP/GS	Tackles							Special		
		Solo	Asst.	Total	Sacks	INTs	PBU	TFL	QBH	FF/FR	Teams
2012 (Min).....	5/0	0	0	0	0.0	0	0	0.0	0	0/0	0
Playoffs.....	1/0	0	0	0	0.0	0	0	0.0	0	0/0	0
2013 (Min).....	13/5	33	16	49	1.0	0	3	3.0	6	1/0	4
2014 (Min).....	16/1	13	3	16	0.0	0	1	1.0	1	0/0	12
Totals.....	34/6	46	19	65	1.0	0	4	4.0	7	1/0	16
Playoffs.....	1/0	0	0	0	0	0	0	0.0	0	0/0	0

SINGLE-GAME CAREER HIGHS

Tackles.....18.....at Green Bay, 11/24/13
 Solos.....13.....at Green Bay, 11/24/13
 Pass Defensed.....2.....vs. Chicago, 12/1/13
 Tackle for Loss.....2.....at Green Bay, 11/24/13
 Sack.....1.0.....at Green Bay, 11/24/13
 Forced Fumbles.....1.....vs. Chicago, 12/1/13
 Special Teams Tackles.....2.....4 times, last vs. NY Jets, 12/7/14

COLE'S SACK

GAME	QB	SACK
at Green Bay, 11/24/13.....	Scott Tolzien.....	1.0
Total.....		1.0



SCOTT CRICHTON #95

POSITION: DEFENSIVE END
HEIGHT/WEIGHT: 6-3/273
DOB: 10-30-91
HOMETOWN: TACOMA, WA

COLLEGE: OREGON STATE
ACQUIRED: D3a (#72) '14
NFL SEASON: 2
VIKINGS SEASON: 2

2014 GP/GS	Career GP/GS	Playoffs GP/GS
8/0	8/0	0/0

- Family hails from Western Samoa, Scott and his siblings are the 1st generation of his family born in the United States.

- Was the 1st Oregon State player drafted by Vikings since WR Bob Grim in 1967.

OFF THE FIELD Majored in human development and family sciences...Father, Lucky, and mother, Malama, are both natives of Western Samoa...Father lost his leg due to health issues but continues to work in a warehouse...Is the youngest of 4 children.

PRO Played in 6 of the final 8 games of his rookie season in 2014 after being inactive for 6 of the opening 8 contests...1 of 3 of the Vikings opening 5 draft picks in 2014 coming from the Pac-12, joining LB Anthony Barr (UCLA, 1st round) and G David Yankey (Stanford, 5th round)...The 1st Oregon State player drafted by the Vikings since 1967 when WR Bob Grim was taken in the 2nd round...Was 1 of 2 OSU players drafted in 2014, joining Saints 1st-round WR Brandin Cooks...Declared early for NFL Draft...Selected in 3rd round (#72 overall).

2014 Contributed on special teams and saw limited time on defense as a rookie...Playing time increased later in the season, seeing time in 6 of the last 8 games, including the final 3 contests...Saw action in season opener at St. Louis (9/7), notching a tackle for loss and 2 QB hurries...Played in 2nd career game and notched a tackle at Buffalo (10/19)...Played vs. Washington (11/2) and vs. Green Bay (11/23)...Posted special teams tackle vs. Green Bay (11/23).

COLLEGE Started 38 of the 39 games he played, missing only 1 start in 2012...Declared for NFL Draft following junior season...Set school record with 10 FFs and ranks 3rd all-time at OSU with 22.5 sacks and his 51.0 TFLs are 4th in school

history...While playing at OSU in 2013, his 22.5 sacks ranked 11th among all active FBS players nationwide...Helped squad to Hawaii Bowl against Boise State as a junior and Alamo Bowl as a sophomore, facing Texas...Earned 1st-Team All-Pac 12 honors as a sophomore, 2nd-Team All-Pac 12 as a junior and was an honorable mention choice as a freshman in 2011...Selected to Freshman All-America teams in 2011 by College Football News, Sporting News, among others...Named a semi-finalist in 2012 for the Ted Hendricks Award, awarded annually to the top collegiate DE...Notched career-best 9.0 sacks in 2012...As a sophomore, was 1 of 2 Pac-12 underclassmen on the 1st-Team honors unit...Led the Beavers in sacks each of his 3 seasons...Had career-high 74 tackles as a redshirt freshman in 2011 and led team with 6.0 sacks...Redshirted in 2010 and earned scout team defensive co-MVP accolades.

PREP Tabbed as Class 4A All-State as a senior at Henry Foss HS in Tacoma, WA...A 3-star recruit by Rivals.com, ranked as the 44th-best DE prospect in the country...Standout 3-year starter at LB and DE...Earned Narrows League Defensive MVP as a senior...Threw shot put and discus along with playing a season of volleyball.

CRICHTON'S NFL TOTALS

Year.....	GP/GS	Tackles					INTs	PBU	TFL	QBH	FF/FR	Special Teams
		Solo	Asst.	Total	Sacks							
2014 (Min).....	8/0	1	1	2	0.0	0	0	1.0	3	0/0	2	

SINGLE-GAME CAREER HIGHS

Tackles.....1..... at St. Louis, 9/7/14; at Buffalo, 10/19/14
 Solo Tackles.....1..... at St. Louis, 9/7/14; at Buffalo, 10/19/14
 Tackle for Loss.....1..... at St. Louis, 9/7/14
 QB Hurries2..... at St. Louis, 9/7/14

NFL MAKES CHANGES TO POINT AFTER

The NFL announced for 2015 the extra point will now be kicked from the 15-yard line with two-point conversions remaining at the 2-yard line. The new rule also gives the defense the ability to score two points on returns. According to the rule change, if the defense returns a blocked extra point or failed two-point try for a touchdown (i.e. on an interception), they will be awarded two points. Under the previous rule the ball was dead on a failed try.





RHETT ELLISON #85

POSITION: TIGHT END
HEIGHT/WEIGHT: 6-5/250
DOB: 10-3-88
HOMETOWN: PORTOLA VALLEY, CA

COLLEGE: SOUTHERN CALIFORNIA
ACQUIRED: D4b (#128) '12
NFL SEASON: 4
VIKINGS SEASON: 4

2014 GP/GS	Career GP/GS	Playoffs GP/GS
16/13	43/26	1/0

• Father, Riki, was a 2-time Super Bowl champ and 10-year LB with San Francisco (1983-89) and LA Raiders (1990-92).

• Spent 3 years in his father's homeland, attending school and playing rugby and cricket in Christchurch, New Zealand and returned for a visit with his father during the 2015 offseason.

OFF THE FIELD Earned bachelor's degree in international relations in spring 2011 and master's degree in communication management in 2013 offseason...Father, Riki, was a USC stand-out at LB from 1978-82, helping Trojans to the 1978 National Championship and played for the Trojans when Vikings offensive coordinator Norv Turner served on coaching staff...Riki went on to a 10-year NFL career with San Francisco (1983-89) and LA Raiders (1990-92)...Sister, Wesley, played water polo at Michigan and continues to work in the UM athletic department...Father was the 1st New Zealander to play in the NFL and Rhett lived in New Zealand from age 4-7...Returned to visit New Zealand and the famous All Blacks rugby team during the 2015 offseason...Has family ties to the Twin Cities and his mother grew up in Edina...Uncle, Dave Maley, played in the NHL and works on San Jose Sharks broadcasts.

PRO Started 13 games in his 3rd season in the NFL in 2014...Recorded a career-long 40-yard reception from rookie QB Teddy Bridgewater at Miami (12/21/14)...Caught his 1st NFL TD on a 12-yard pass from Christian Ponder at Green Bay (11/24/13)...Joined 4 other Vikings rookies that started vs. Chicago (12/9/12), setting a Vikings record with 5 rookies starting a game...Lowest-drafted Vikings rookie in 2012 to start a game...Joins USC teammate Matt Kalil in 2012 Vikings draft class...Selected with club's 2nd of 3 picks in the 4th round (#128 overall)...Teammates at USC with Kalil and DE Everson Griffen.

2014 Had a breakout season in 2014 in his 1st year in Offensive Coordinator Norv Turner's system setting career-highs in receptions (19), receiving yards (208), long reception (40) and starts (13)...Doubled his career receptions, receiving yard and TDs in his 3rd NFL season...Saw more time as a pass-catching TE after spending most of his opening 2 seasons as a blocker and special teams player...Caught a career-best 4 passes from rookie QB Teddy Bridgewater in the Vikings win vs. Washington (11/2), helping the offense also rush for 3 TDs...Caught his 2nd

career TD on a 7-yard pass from Bridgewater when the Vikings visited Chicago (11/16)...Hauled in a career-high 47 receiving yards, along with a career-long 40-yard catch at Miami (12/21).

2013 Appeared in 11 games, starting 6 of them during his 2nd NFL season...Started the season opener at Detroit (9/8), serving as the lead blocker on Adrian Peterson's 78-yard TD run on the Vikings 1st play from scrimmage...Hauled in his 1st career TD on a 12-yard pass from Christian Ponder at Green Bay (11/24)...Had a season-best 2 catches at Cincinnati (12/22)...2 separate injuries held him out of 5 games throughout the course of the season...Spent time on special teams, recording 3 tackles on the season...Had 4 of his 5 receptions result in 1st downs for the Vikings.

2012 Started 7 games as a rookie, playing in all 16 and the Wild Card playoff at Green Bay...Regular on special teams units, ranked 3rd on team with 13 special teams tackles...Had season-best 2 catches with a long of 29 vs. Tennessee (10/7)...Hauled in 16-yard catch at Washington (10/14)...Played as an in-line TE and out of the backfield, paving the way for 2012 NFL MVP Adrian Peterson to rush for 2,097 yards, the 2nd-best season in NFL history...Started 1st career game at Detroit (9/30)...Helped set team record with 5 rookies starting a game vs. Chicago (12/9), joining Kalil, Jarius Wright, Harrison Smith and Josh Robinson.

COLLEGE Started 31 career games...Versatile performer who saw time at TE and FB while excelling on special teams as well...Was a full-time starter as a sophomore and junior before moving to FB as a senior...Started all 25 games over his final 2 seasons...Served as a team captain as a senior...Earned 1st-Team All-Pac 12 honors as a special teamer as a senior in 2011...Earned Honorable Mention All-Pac 10 as a junior...Named USC's Co-Lifter of the Year as a junior and won team's Leadership Award...Scored final collegiate TD in final game as a Trojan against UCLA in 2011...Had career-high 45 yards receiving at Minnesota as a junior in 2010...Scored career-best 3 TDs in 2010, catching TDs against Hawaii, Arizona and UCLA...Scored 1st career TD against San Jose State in 2009.

PREP Standout TE and LB at St. Francis High in Mountain View, CA...Earned SuperPrep All-Far West and Prep Star All-West honors as a senior.



Rhett Ellison, whose father was the 1st New Zealander to play in the NFL, played rugby as a youth while living in New Zealand for 3 years.

ELLISON'S NFL TOTALS

Year	GP/GS	RECEIVING						
		No.	Yds.	Avg.	Lg	TD	2 PT	STT
2012 (Min)	16/7	7	65	9.3	29	0	0	13
Playoffs	1/0	0	0	0.0	0	0	0	0
2013 (Min)	11/6	5	61	12.2	14	1	0	3
2014 (Min)	16/13	19	208	10.9	40	1	1 (rec)	7
Total	43/26	31	334	10.8	40	2	1	23
Playoffs	1/0	0	0	0.0	0	0	0	0

SINGLE-GAME CAREER HIGHS

Receptions..... 4 vs. Washington, 11/2/14
 Receiving Yards47..... @ Miami, 12/21/14
 Long Reception 40..... @ Miami, 12/21/14
 Receiving Touchdowns..... 1..... @ Green Bay, 11/24/13; @ Chicago 11/16/14
 2 Point Conversion..... 1..... vs. Atlanta, 9/28/14 (pass from T. Bridgewater)
 Forced Fumble..... 1..... vs. Arizona, 10/21/12
 Special Teams Tackles2..... 5x, last vs. Green Bay, 12/30/12

ELLISON'S TOUCHDOWNS

Game	Play
@ Green Bay, 11/24/13	12 pass from C. Ponder
@ Chicago, 11/16/14	7 pass from T. Bridgewater
Total	2

EXPANSION VIKINGS LAND 36 VETS TO START CLUB

From the 1961 Vikings Press, Radio and TV Guide, the following explanation described the Vikings 1961 expansion draft additions that would lay the personnel groundwork of the team:


In an effort to assist the Vikings in stocking the nucleus of a playing roster, the National Football League established a program whereby Minnesota could select three veteran ball players from each team in the NFL, with the lone exception of Dallas.

Each club was allowed to "freeze" 30 of the 38 men on its roster. They were not available for selection by the Vikings. From the remaining eight, the Vikings chose three from each of the 12 clubs.

Minnesota purchased these players at a total cost of \$600,000. Of this amount, \$50,000 went to the league and the balance was divided 12 equal ways. The Vikings' philosophy as pre-determined by General Manager Bert Rose and Head Coach Norm Van Brocklin, was to accent youth in making the selections from the available lists. With very few (and those were notable) exceptions, the Viking choices were in line with that philosophy.

1961 Vikings Expansion Draft selections

- Giants Bill Kimber, E; Don Ball, T; Frank Youso, T
- Lions Dave Middleton, E; Grady Alderman, G; Dave Whitsell, DB
- Browns..... Fred Murphy, E; Gene Selawski, T; Richard Mostardi, DB
- Cards..... Perry Richards, E; Mike Rabold, G; Ed Culpepper, DT
- Rams Don Ellersick, FL; Charlie Janerette, G; Jerry Stalcup, LB
- Steelers..... Jack Morris, FL; Byron Beams, T; Tom Barnett, RB
- Eagles Gerry Huth, G; Bill Lapham, C; Gene Johnson, DB
- Redskins... Red Stephens, G; Bill Roehnel, LB; Dick Haley, DB
- 49ers..... Hugh McElhenny, RB; Clancy Osborne, LB; Karl Rubke, LB
- Packers Paul Winslow, RB; Ken Beck, DT; Dick Pesonen, DB
- Bears..... Glenn Shaw, FB; Bill Bishop, DT; Charlie Sumner, DB
- Colts Don Joyce, DE; Lebron Shields, DT; Zeke Smith, LB



Grady Alderman



ANTONE EXUM, JR. #32

POSITION: SAFETY
HEIGHT/WEIGHT: 6-0/219
DOB: 2-27-91
HOMETOWN: GLEN ALLEN, VA

COLLEGE: VIRGINIA TECH
ACQUIRED: D6a (#182) '14
NFL SEASON: 2
VIKINGS SEASON: 2

2014 GP/GS
15/0

Career GP/GS
15/0

Playoffs GP/GS
0/0

- Saw action in 15 games for the Vikings as a rookie.
- An All-ACC selection in 2012 suffered a torn ACL in January of 2013 and played in only 3 games in 2013 due to injury.
- 1 of 3 Virginia Tech Hokies selected in the 2014 NFL Draft joining fellow DB Kyle Fuller (1st round, Chicago) and QB Logan Thomas (4th round, Arizona).

OFF THE FIELD Graduated with a degree in finance and is completing coursework for a 2nd degree in marketing...Mother, a breast cancer survivor, served as the Honorary Captain for the team's game vs. Detroit (10/12/14).

PRO Saw time in 15 games, the 2nd most by a Vikings rookie behind DT Shamar Stephen who played in every game...Saw time on defense in regular season opener win at St. Louis (9/7/14)...The 1st S drafted by the Vikings since the club selected Harrison Smith 29th overall in 2012...The highest selection of the 3 DBs picked in the Vikings 2014 draft class.

2014 Played in 15 games during rookie campaign, contributing heavily on special teams...Tied for 5th on team with 7 spe-

cial teams tackles...Had 3 special teams tackles in the final 4 games of the season...Saw action in season opener at St. Louis (9/7)...Played in 1st home game vs. New England (9/14)...Had 1 special teams tackle vs. Detroit (10/12)...Inactive for game vs. Washington (11/2)...Notched season-high 2 special teams tackles vs. NY Jets (12/7)...Had tackle on defense at Detroit (12/14).

COLLEGE Started the final 30 games he appeared in, totaling 35 starts in 44 games played...Versatile player who saw time in multiple positions while at Virginia Tech, playing S and nickel in 2010, S and rover in 2011, CB in 2012 and S in 2013...Named 2nd-Team All-ACC and SI Honorable Mention All-American in 2012 after recording a career-high 5 INTs and 48 tackles...Named 2012 Russell Athletic Bowl MVP after snaring an INT in the win over Rutgers...As a sophomore in 2011 tallied a career-best 89 tackles.

PREP Was an offensive standout at Deep Run HS in Glen Allen, VA, accounting for 2,357 yards and 30 TDs during his senior year...Excelled on both sides of the ball and was ranked the No. 38 athlete prospect in the nation by Rivals...Named to PrepStar's All-Atlantic Region Team as a QB as well as a 1st-Team All-Metro selection as a defender by the Richmond Times-Dispatch.

EXUM'S NFL TOTALS

Year.....	GP/GS	Tackles						INTs	PBU	TFL	QBH	FF/FR	Special Teams
		Solo	Asst.	Total	Sacks								
2014 (Min).....	15/0	2	0	2	0.0	0	0	0.0	0	0/0	7		

SINGLE-GAME CAREER HIGHS


Tackles.....1..... at St. Louis, 9/7/14; at Detroit, 12/14/14
 Solo Tackles.....1..... at St. Louis, 9/7/14; at Detroit, 12/14/14
 Special Teams Tackles.....2..... vs. NY Jets, 12/7/14

VIKINGS HONOR BREAST CANCER SURVIVORS



The "A Crucial Catch: Annual Screening Saves Lives" campaign is an initiative of the NFL, its clubs, players, the NFL Players Association and the American Cancer Society to emphasize the importance of annual screenings, particularly for women 40 and older, for early detection and treatment. The Minnesota Vikings take pride in honoring those who are affected by breast cancer. In an annual event the Vikings invite several breast cancer survivors and their caregivers to a breast cancer awareness luncheon where many current and former players attend to help celebrate the brave individuals.

The Vikings incorporate multiple ways of saluting breast cancer survivors, paying tribute to those who have lost their battles and raising awareness about the disease during their designated breast cancer awareness game every October. This past season, the Vikings invited QB Teddy Bridgewater's mother, Rose Murphy, and S Antone Exum's mother, Barbara, both breast cancer survivors, to take part in the celebration. Murphy took part in the pregame tradition of sounding the Gjallarhorn and Exum served as a honorary game captain accompanying the Vikings players for the pregame coin toss.





ISAME FACIANE #76

POSITION: GUARD
HEIGHT/WEIGHT: 6-4/302
DOB: 5-11-91
HOMETOWN: SLIDELL, LA

COLLEGE: FLORIDA INTERNATIONAL
ACQUIRED: UDFA '14
NFL SEASON: 1
VIKINGS SEASON: 1

2014 GP/GS PS **Career GP/GS** 0/0 **Playoffs GP/GS** 0/0

- Spent the entire 2014 season on the Vikings practice squad after signing as undrafted free agent after the 2014 NFL Draft.
- Transitioning to play offensive line in 2015 after playing defensive line as a rookie.

OFF THE FIELD Majored in Liberal Arts at Florida International...Enjoys cooking, which he learned from his grandmother...Raised by his grandparents...Family affected by Hurricane Katrina in August 2005.

PRO Entering his 2nd NFL season in 2015, will make transition to offensive line to help provide depth at guard...Spent rookie season in 2014 working with Vikings defensive line on practice squad...Signed with the Vikings as an undrafted free agent following the 2014 NFL Draft...Went through training camp and the preseason with the Vikings before being released during final roster cuts...Spent the entire 2014 season on the Vikings practice squad.

2014 Was a member of the Vikings practice squad for the entire season after going through training camp and preseason with the club...Released on 8/30 and signed to practice squad on 8/31...Originally signed as an undrafted free agent on 5/13.

COLLEGE Earned Honorable Mention All-Conference USA after a strong senior campaign...Notched a career-high 53 tackles in 12 appearances, 11 starts, in his final season...Blocked a 44-yard FG as time expired to seal a victory over Southern Mississippi...Became the 4th player in school history to block multiple kicks in a season...Started 29-of-49 games during 4-year career...Named Sun Belt Defensive Player of the Week as a sophomore after recovering a fumble and returning it 51 yards for a TD in a 17-10 victory over Central Florida.

PREP Standout at Salmen High in Slidell, LA...Named 2009 Louisiana High School Athletic Association 4A All-State Football Team...All-District Defensive Player of the Year in final season...All-District as a junior and senior...State runner-up in powerlifting in 2009...Competed in shot put, discus and javelin.

LONDON CALLING


The NFL has raised the profile of the game internationally in recent years and in 2013 the Vikings experienced the 1st regular season game on international soil in club history, a 34-27 victory over the Pittsburgh Steelers. The Vikings have a proud history of playing internationally and were among the groundbreaking teams in the NFL to play overseas- playing the 1st NFL game in London and the 1st NFL game in Sweden.

NFL INTERNATIONAL GAMES (REGULAR SEASON, home team CAPS)

10/2/05..... Mexico City.....	ARIZONA 31, San Francisco 14
10/28/07..... London.....	NY Giants 13, MIAMI 10
10/26/08..... London.....	NEW ORLEANS 37, San Diego 32
12/7/08..... Toronto.....	Miami 16, BUFFALO 3
10/29/09..... London.....	New England 35, TAMPA BAY 7
12/3/09..... Toronto.....	NY Jets 19, BUFFALO 13
10/31/10..... London.....	SAN FRANCISCO 24, Denver 16
11/7/10..... Toronto.....	Chicago 22, BUFFALO 19
10/23/11..... London.....	Chicago 24, TAMPA BAY 18
10/30/11..... Toronto.....	BUFFALO 23, Washington 10
10/28/12..... London.....	New England 45, ST. LOUIS 7
12/16/12..... Toronto.....	Seattle 50, BUFFALO 17
9/29/13..... London.....	Pittsburgh 27 vs. MINNESOTA 34
10/27/13..... London.....	San Francisco 42 vs. JACKSONVILLE 10
12/1/13..... Toronto.....	Atlanta 34 vs. BUFFALO 31
9/28/14..... London.....	Miami 38 vs. OAKLAND 14
10/26/14..... London.....	Detroit 22 vs. ATLANTA 21
11/9/14..... London.....	Dallas 31 vs. JACKSONVILLE 17
10/4/15..... London.....	NY Jets vs. MIAMI
10/25/15..... London.....	Buffalo vs. JACKSONVILLE
11/1/15..... London.....	Detroit vs. KANSAS CITY

VIKINGS INTERNATIONAL GAMES (PRESEASON)

8/6/83..... London.....	Minnesota 28, St. Louis 10
8/14/88..... Goteborg, Sweden.....	Minnesota 28, Chicago 21
8/7/93..... Berlin.....	Minnesota 20, Buffalo 6
8/6/94..... Tokyo.....	Minnesota 17, Kansas City 9



The Vikings practice in the shadow of Berlin's Olympic Stadium before playing there in the 1993 preseason.



SHARRIF FLOYD #73

POSITION: DEFENSIVE TACKLE

HEIGHT/WEIGHT: 6-3/311

DOB: 5-28-91

HOMETOWN: PHILADELPHIA, PA

COLLEGE: FLORIDA

ACQUIRED: D1a (#23) '13

NFL SEASON: 3

VIKINGS SEASON: 3

2014 GP/GS

14/11

Career GP/GS

30/12

Playoffs GP/GS

0/0

• Was the 3rd DT drafted in 2013, the 1st DT the Vikings selected in the 1st Round since Kevin Williams in 2003.

• The 1st of 3 players drafted in the 1st round by the Vikings in 2013, only the 2nd time the Vikings have had 3 picks in the 1st round and 1st time by an NFL team since St. Louis in 2001.

• Started 11 games in 14 appearances along the Vikings defensive line, part of the 2014 most improved defense in the NFL.

OFF THE FIELD

Visited and spoke to Gainesville elementary students while at Florida...Position coach at Florida was former NFL All-Pro DT Bryant Young...Majored in social and behavioral sciences...Switched jersey to #73 for the 2014 season, going back to his high school and college number after wearing #95 for his rookie NFL campaign...Visits St. Croix with teammate Linnal Joseph, a native of the island, during offseason.

PRO

Took over as a starter in 2nd season in 2014, making 11 starts in 14 appearances...Appeared in all 16 games during rookie season...Made 1st career start vs. Washington (11/7), finishing with 3 tackles...Selected #23 overall in 2013, the 3rd DT selected overall...Shared 1st NFL sack with Jared Allen during International Series game vs. Pittsburgh in London (9/29/13)... Was the 1st DT selected by the Vikings in the 1st round since 2003 when the club drafted Kevin Williams 9th overall...The 1st of 3 players drafted by the Vikings in the 1st round of 2013, marking only the 2nd time in team history the team had 3 picks in the 1st round and the 1st time for an NFL team since St. Louis did it in 2001... Was 1 of 8 Gators selected in the 2013 NFL Draft.

2014

Served as a regular starter during his 2nd NFL season... Part of a defense that, 1st year Head Coach Mike Zimmer, was the most improved in the NFL in 2014, allowing 7.1 fewer points per game than in 2013...Recorded career-highs in tackles (55), sacks (4.5), TFLs (11), and QB pressures (43)...Set career-highs in tackles (9) and solo tackles (5) in the Vikings OT victory at Tampa Bay (10/26)...Recorded his 1st sack of the season on Thursday Night Football at Green Bay (10/2)...Had 3 straight games with at least 0.5 sack (at Buffalo, at Tampa Bay, vs. Washington)...Sacked Panthers QB Cam Newton on the 1st series of the Vikings 31-13 victory over Carolina, 1 of his 4.5 sacks on the season...Missed 2 games with a knee injury (vs. Green Bay, 11/23; at Detroit, 12/14).

2013

Saw action in all 16 games, including 1 start, during his rookie season...Recorded the 1st sack of his career when he and Jared Allen shared a sack on Pittsburgh's Ben Roethlisberger during the NFL International Series in London (9/29)...Notched 1st full sack vs. Carolina (10/13) when he wrapped up Panthers QB Cam Newton...Tipped a pass at the line of scrimmage vs. Cleveland (9/22) that resulted in an Erin Henderson INT, a turnover that resulted in a Viking score...Recorded a season-best 4 tackles at Baltimore (12/8)...Finished with 3 tackles in his 1st NFL start at Washington (11/7)...1 of 10 Vikings rookies to see action during the 2013 season.

COLLEGE

Played in 37 career games, making 26 starts as a Gator...Declared for the NFL Draft following his junior season... Had 115 career tackles, 26.0 TFL, 4.5 sacks, a pass breakup, 3 blocked FGs and 1 FF...His 3 career kick/punt blocks is tied for

5th in school history...Appeared in and started all 13 games during the 2012 season and was named 1st-Team Defense AP All-SEC (DT), 1st-Team Defense Coaches' All-SEC (DL), Sporting News All-American, Phil Steele Postseason All-SEC 1st-Team (DL)...1st DL at Florida since 2001 to earn All-America honors... Recorded 46 tackles on the season and led the team with 13.0 TFL, added 1 forced fumble and 2 blocked kicks during his junior season...Recorded 5 tackles, including 2.0 sacks for a loss of 12 yards and blocked a field goal against his current Vikings teammate Teddy Bridgewater and Louisville in the Sugar Bowl... Started the final 11 games of the season at DE after being suspended for the 1st 2 games by the NCAA in 2011...Totaled 46 tackles, 6.5 TFL, 1.5 sacks, a pass breakup and a blocked kick during his sophomore campaign...Named to the 2010 Coaches' Freshman All-SEC Team...Had 23 tackles, 13 assisted and 10 solo, with 6.5 for loss in 2010...Was 1 of 7 true freshmen to make a start in 2010...Earned a starting spot and contributed 2 tackles, including 1 for loss, in the Gators' win over Penn State in the Outback Bowl.

PREP

Was ranked the No. 1 DT by Scout.com and selected the Maxwell Football Club's National High School Player of the Year in 2009...Attended Philadelphia's George Washington High School...Garnered Public League Player of the Year accolades and was named to the All-City squad by the Daily News his senior year...Also named to the Daily News All-Decade Team as well as naming him the Public League Player of the Decade... Graduated with a 3.0 GPA.



Sharrif Floyd showed his form at the 2015 Vikings Children's Fund Golf Tournament, the annual fundraiser for the VFC.

FLOYD'S NFL TOTALS

Tackles


Year.....	GP/GS	Solo	Asst.	Total	Sacks	INTs	PBU	TFL	QBH	FF/FR
2013 (Min).....	16/1	17	12	29	2.5	0	4	7.5	7	0/0
2014 (Min).....	14/11	27	28	55	4.5	0	1	11.0	43	0/0
Totals.....	30/12	44	40	84	7.0	0	5	18.5	50	0/0

SINGLE-GAME CAREER HIGHS

Tackles.....9@ Tampa Bay, 10/26/14
 Solo Tackles.....5@ Tampa Bay, 10/26/14, @ Chicago, 11/16/14
 Sack1.06 times; last vs. Carolina, 11/30/14
 Passes Defended15 times; last @ Chicago, 11/16/14
 QB Pressures6.....3 times; last vs. Chicago, 12/28/14

FLOYD'S SACKS

GAME	QB	SACK
vs. Pittsburgh, 9/29/13.....	Ben Roethlisberger.....	0.5
vs. Carolina, 10/13/13.....	Cam Newton.....	1.0
vs. Chicago, 12/1/13.....	Josh McCown.....	1.0
at Green Bay, 10/2/14.....	Aaron Rodgers.....	1.0
@ Buffalo, 10/19/14.....	Kyle Orton.....	1.0
@ Tampa Bay, 10/26/14.....	Mike Glennon.....	1.0
vs. Washington, 11/2/14.....	Robert Griffin III.....	0.5
vs. Carolina, 11/30/14.....	Cam Newton.....	1.0
Total.....		7.0



CHASE FORD #86

POSITION: TIGHT END
 HEIGHT/WEIGHT: 6-6/265
 DOB: 7-19-90
 HOMETOWN: CORRIGAN, TX

COLLEGE: MIAMI (FL)
 ACQUIRED: PS '12
 NFL SEASON: 3
 VIKINGS SEASON: 3

2014 GP/GS
11/5

Career GP/GS
20/5

Playoffs GP/GS
0/0

- Caught 1st career TD vs. Washington (11/2/14) on a 20-yard pass from rookie QB Teddy Bridgewater.
- Started 5 games during the 2014 season after entering the year on the Vikings practice squad.

OFF THE FIELD Majored in sociology, earning his degree in spring 2012 from University of Miami...Enjoys fishing in his free time.

PRO Had a breakout season in 11 appearances in 2014 after spending time early in the season on the team's practice squad...Caught 23 passes for 258 yards in 2nd full NFL season, including his 1st career TD...Earned more playing time as season went on and Vikings TE's were hit with injuries...Posted career-high 5 catches in final game at Mall of America Field in win over Detroit (12/29/13)...Spent a week on practice squads of Dallas and Philadelphia in 2012...Originally entered the NFL as a rookie free agent on 4/29/12 with Philadelphia.

2014 Appeared in 11 games with 5 starts after being called up to the active roster from the practice squad...Caught his 1st career TD pass on a 20-yard throw from rookie QB Teddy Bridgewater in the Vikings win vs. Washington (11/2) on his way to recording a career-best 66 receiving yards...Filled in for an injured Kyle Rudolph, who missed 7 games, and recorded season-bests in every statistical category...Started 1st game and caught his 1st pass of the season in Bridgewater's 1st win as a starter vs. Atlanta (9/28) when the Vikings put up a season-best 558 yards on offense...Went through training camp and preseason with Vikings, released on 8/30 and signed back to practice squad on 8/31...Moved to 53-man roster on 9/24, leading up to game vs. Atlanta (9/28).

2013 Moved from practice squad to active roster for the final 10 games of the season...As Vikings TE's were decimated by injuries, he took on larger role in passing game...Had 7 of his 10 catches on the season go for a 1st down...Ended season with career-best 5 catches vs. Detroit (12/29) in final game at MOA Field at HHH Metrodome...Reeled in career-long 37-yard pass vs. Philadelphia (12/15) in upset win over playoff-bound Eagles...Made NFL debut at Dallas (11/3), playing in his 1st career regular season game in his home state...Caught 1st career pass vs. Washington (11/7) on NFL Network's Thursday Night Football.

2012 Spent final week of regular season and playoff week on Vikings practice squad, joining Vikings on 12/26...Was member of Dallas practice squad for a week, joining club on 12/5 until release on 12/11...Went to training camp and preseason with Philadelphia before release on 8/31 and signed to practice squad on 9/1...Released off practice squad on 9/11 and was out of football until joining Dallas on 12/5...Originally joined Philadelphia as a rookie free agent on 4/29.

COLLEGE Ended Miami career with 21 games played and 7 starts...Played in 12 and started 6 as a senior in 2011...Caught lone TD of senior year against Duke...Had 37 yards receiving in Sun Bowl against Notre Dame to cap his junior season in 2010...Played at Kilgore (TX) Junior College before transferring to Miami...Earned 2nd-Team JUCO All-America honors at Kilgore.

PREP Standout at Corrigan-Camden High School in Texas...Competed in track, baseball and basketball along with football in high school...Named to All-State basketball team in Class 2A...Helped team win 4x400 relay at state track meet.

FORD'S NFL TOTALS

Year	GP/GS	No.	RECEIVING			Lg	TD
			Yds.	Avg.	Plays		
2013 (Min)	9/0	10	122	12.2	37	0	
2014 (Min)	11/5	23	258	11.2	22	1	
Total	20/5	34	391	11.5	37	1	

FORD'S TOUCHDOWNS

Game.....Play
vs. Washington, 11/2/14..... 20 pass from T. Bridgewater


SINGLE-GAME CAREER HIGHS

Receptions..... 6..... @ Tampa Bay, 10/26/14
Receiving Yards 66..... vs. Washington, 11/2/14
Long Reception 37..... vs. Philadelphia, 12/15/13
Touchdown..... 1..... vs. Washington, 11/2/14

FORD'S CAREER GAME-BY-GAME (*-start)

2013	MINNESOTA	No.	Yards	Avg.	Long	TD
9/8	@ Detroit					
9/15	@ Chicago					
9/22	Cleveland					
9/29	Pittsburgh					
10/13	Carolina					
10/21	@ NY Giants					
10/27	vs. Green Bay					
11/3	@ Dallas	0	0	0.0	0	0
11/7	vs. Washington	1	2	2.0	2	0
11/17	@ Seattle	0	0	0.0	0	0
11/24	@ Green Bay	1	20	20.0	20	0
12/1	vs. Chicago	1	2	2.0	2	0
12/8	at Baltimore	0	0	0.0	0	0
12/15	vs. Philadelphia	2	55	27.5	37	0
12/22	@ Cincinnati	0	0	0.0	0	0
12/29	vs. Detroit	5	43	8.6	14	0
Totals	GP/GS: 9/0	10	122	12.2	37	0

2014	MINNESOTA	No.	Yards	Avg.	Long	TD
9/7	@ St. Louis					
9/14	New England					
9/21	@ New Orleans					
9/28	vs. Atlanta*	1	17	17.0	17	0
10/2	@ Green Bay	3	31	10.3	12	0
10/12	vs. Detroit*	4	37	9.3	13	0
10/19	@ Buffalo*	0	0	0.0	0	0
10/26	@ Tampa Bay*	6	61	10.2	19	0
11/2	vs. Washington	5	66	13.2	21	1
11/16	@ Chicago*	1	4	4.0	4	0
11/23	vs. Green Bay	1	13	13.0	13	0
11/30	Carolina					
12/7	NY Jets					
12/14	@ Detroit	1	7	7.0	7	0
12/21	@ Miami	1	22	22.0	0	0
12/28	vs. Chicago	0	0	0.0	0	0
Totals	GP/GS: 11/5	23	258	11.2	22	1



DONTE FOSTER #2

POSITION: WIDE RECEIVER
HEIGHT/WEIGHT: 6-1/199
DOB: 11-10-90
HOMETOWN: GUTHRIE, OK

COLLEGE: OHIO
ACQUIRED: UDFA '14
NFL SEASON: 1
VIKINGS SEASON: 1

2014 GP/GS	Career GP/GS	Playoffs GP/GS
PS	0/0	0/0

• Spent all 16 weeks on the Vikings practice squad during the 2014 season.

• Signed as an undrafted free agent, going through training camp and the preseason with the club.

OFF THE FIELD Majored in sociology-criminology at Ohio...Played junior college basketball for a season at Seminole State College (OK) before transferring to Ohio to play football... In his lone season of JC basketball, earned NJCAA Region 2 All-Tournament Team honors...Enjoys fishing and basketball in his spare time.


PRO Signed with the Vikings as an undrafted free agent in 2014...Participated in training camp and the preseason with the club before being waived during final roster cuts...Immediately signed to club's practice squad, where he spent the entire 2014 season.

2014 Was a member of the Vikings practice squad for the entire season...Released following training camp and preseason with Vikings on 8/30...Signed back to practice squad on

8/31 where he spent the rest of the season...1 of 4 players that spent the entire year on the practice squad...Signed with the club as an undrafted free agent on 5/13/14.

COLLEGE An All-MAC 2nd-Team selection as a senior at Ohio...Became the 2nd wide receiver in school history to top 1,000 yards receiving in a single season...Earned MVP Honors of the Beef 'O' Brady's Bowl in final collegiate game after a record-setting performance with 160 receiving yards...Entered school annals as a junior, placing 5th in most receiving TDs (8) and receptions (59) in a single season...Broke out as a sophomore in 2011, playing in 13 games...Caught 30 passes for 352 yards and 5 TDs in 1st full season with the Bobcats...As a redshirt freshman hauled in 9 passes for 151 yards and a TD...Transferred to Ohio after playing basketball at Seminole State College.

PREP Earned All-Oklahoma honors as a senior at Guthrie High after having the most receiving yards in 5A, the 2nd-highest class in Oklahoma high school football...Quarterfinalist for Oklahoma's Mr. Football as a senior...Helped school to a state title as a junior...Earned All-Oklahoma honors as a basketball player in his final 3 years, including 5A Player of the Year as a junior...5A State Champion high jumper in each of his final 3 seasons.



BRANDON FUSCO #63

POSITION: GUARD
HEIGHT/WEIGHT: 6-4/306
DOB: 7-26-88
HOMETOWN: CRANBERRY TOWNSHIP, PA

COLLEGE: SLIPPERY ROCK
ACQUIRED: D6c (#172) '11
NFL SEASON: 5
VIKINGS SEASON: 5

2014 GP/GS	Career GP/GS	Playoffs GP/GS
3/3	37/34	1/1

- The highest-drafted player from Slippery Rock in school history and 1st to be invited to Senior Bowl and NFL Scouting Combine.

- High school teammates with Packers G/T Don Barclay at Seneca Valley High and remains close friends.

- Part of Vikings OL unit in 2012 that started all 16 games as a unit, paving the way for Adrian Peterson to earn NFL MVP honors and rush for 2,097 yards, the 2nd-best performance in NFL history.

OFF THE FIELD Majored in safety and environmental management at SRU, earning degree in December 2010...Has a twin brother, Josh, who played rugby at Clarion University...High school honor roll student...Helped teach kids about outdoor activities and fishing at the annual Lake Minnetonka Crappie Contest in 2013, sponsored by Minnesota Bound TV...High school teammates with Packers G/T Don Barclay at Seneca Valley High and remains close friends.

PRO Signed a contract extension with the Vikings prior to the 2014 opener...Started the opening 3 games of the 2014 season before being placed on injured reserve with pectoral injury suffered at New Orleans (9/21/14)...Started all 15 games he appeared in during 2013, missing only the game vs. Philadelphia (12/15/13) due to a knee injury...Helped the Vikings rush for an NFL-best 23 TDs during 2013...Started all 16 games and Wild Card playoff game in 2012 at RG...Helped Peterson lead the NFL in rushing for the 2nd time in his career, the only Vikings player who has led the League in rushing...Saw time in 3 games during rookie season...Spent 13 weeks of his rookie season as an inactive player or did not play as he learned the NFL game...Became the 5th overall player and the highest-drafted player selected from Slippery Rock at #172 overall...Was the 1st SRU player to earn an invite to the Senior Bowl and to the Scouting Combine...Joins several other Vikings players with Division II college credentials, including WRs Adam Thielen (Minnesota State) and Charles Johnson (Grand Valley State) and LB Edmond Robinson (Newberry).

2014 Started the 1st 3 games of the season before suffering a season-ending injury at New Orleans (9/21)...Placed on injured reserve on 9/24...Signed a contract extension just prior to the beginning of the season...Part of an OL unit that didn't allow a sack in the 1st game of the season at St. Louis (9/7), just 1 of 5 teams to do so...Aided the Vikings rushing attack as they went for 186 rushing yards on the day...Protected rookie QB Teddy Bridgewater in his 1st appearance, at New Orleans (9/21), before suffering an injury that sidelined him for the season.

2013 Made 15 starts during his 2nd season as a full-time starter at RG...Part of an offensive line that helped the Vikings finish 8th in the NFL in total rushing yards (2,081) and 1st in rushing TDs (23)...Helped pave the way for Adrian Peterson's 79-yard TD run on the Vikings 1st offensive play of the season vs. Detroit (9/8)...Helped the team set a season-high 232 total rushing yards in a tie at Green Bay (11/24)...Blocked for Adrian Peterson's season-best 211 rushing yards on a career-high 35

carries vs. Chicago (12/1)...In the final game of the season and at Mall of America Field at HHH Metrodome vs. Detroit (12/29) allowed Matt Asiata to rush for a career-high 115 yards on just 14 carries.

2012 Stepped into starting lineup at RG in his 2nd season...Part of Vikings offensive line that started all 16 games and the Wild Card playoff game as a unit...Started 1st career game in season opener vs. Jacksonville (9/9)...Helped Peterson bounce back from severe knee injury to rush for 2,097 yards, the 2nd-best single-season performance in NFL history, en route to earning NFL MVP honors...Peterson matched his own team record with 10 games of 100+ yards on the season.

2011 Saw action in 3 games in his rookie campaign...Made NFL debut vs. Green Bay (10/23), getting time at RG in place of injured Anthony Herrera...Helped Adrian Peterson rush for season-high 175 yards in Packers game...Played briefly at RG at Washington (12/24).

COLLEGE Ended collegiate career as one of the most decorated Slippery Rock players in school history...Was 1st player in SRU history to be invited to NFL Scouting Combine and play in the Senior Bowl...Named winner of the Gene Upshaw Award as the top offensive lineman in Division II as a senior and selected as Division II Rimington Award winner, honoring the top centers in college football...Earned All-America honors as a senior from AFCA, Daktronics and earned a spot on Associated Press Little All-America team honor non-Division I players...Named All-Pennsylvania State Athletic Conference - Western Division as a sophomore, junior and senior...Started all 44 games at Slippery Rock during his career...Named Offensive MVP as a junior...Moved from OT to C during spring practice of his redshirt freshman season...Redshirted in 2006.

PREP Standout OT at Seneca Valley High in Harmony, PA...Named to All-WPIAL Class AAA-1 team as a senior and was honorable mention Quad North All-Star as a junior...High school teammate of Green Bay Packers offensive lineman Don Barclay.

FUSCO'S CAREER GAMES/STARTS	
Year.....	GP/GS
2011 (Min)	3/0
2012 (Min)	16/16
Playoffs.....	1/1
2013 (Min)	15/15
2014 (Min)	3/3
Totals	37/34
Playoffs	1/0



CHAD GREENWAY #52

POSITION: LINEBACKER
HEIGHT/WEIGHT: 6-3/237
DOB: 1-12-83
HOMETOWN: MT. VERNON, SD

COLLEGE: IOWA
ACQUIRED: D1 (#17) '06
NFL SEASON: 10
VIKINGS SEASON: 10

2014 GP/GS
12/12

Career GP/GS
124/123

Playoffs GP/GS
4/4

• Led Vikings in tackles for 6 straight seasons (2008-13), tying Scott Studwell's franchise record.

• Became 1st Vikings LB to earn **AP All-Pro (2nd Team)** honors in 2012 since Matt Blair in 1980.

• Honored as 2015 **Byron "Whizzer" White Award** winner by NFL Players Association.

• Vikings **Defensive MVP** in 2010, 2012 and 2013.

OFF THE FIELD

Raised on a farm in South Dakota and still involved in farming today, he has been active with the ANF-America Needs Farmers- efforts that have been re-kindled with the Iowa football program and Iowa Farm Bureau in recent years...Named **2015 Byron "Whizzer" White Award winner** from the NFLPA, the honor given by the players association, for his work in the community...Recognized as **2014 Vikings Community Man of the Year** for his generosity and charity in the Twin Cities and his home state of South Dakota, his second time earning the honor (2011)...Donated time and money with teammate John Sullivan to build his Sully's Playground project at Masonic Children's Hospital at University of Minnesota...Has donated several "Chad's Lockers" to local children's hospitals, giving patients and their families a resource to find games and books...Works through his *Lead The Way Foundation* to enhance education and health opportunities for children...Donated funds to build a new track at his alma mater, Mt. Vernon High School...Made generous donation of \$100,000 to Sanford Hospital in Sioux Falls, SD in spring 2008 to help children's cancer patients and families...Recognized by teammates as the 2007 winner of the Ed Block Courage Award for his dedication and effort coming back from season-ending knee injury as a rookie...Graduated with a degree in communication studies from Iowa...Married in July 2006 to Jennifer Capista, a former track and field athlete at Iowa...Couple has daughters Maddyn, Beckett and Blakely...Joins his wife and members of the Vikings organization in hosting the annual Greenway Gridiron Gallop 5K fun run on Father's Day...Grew up on a hog and crop farm in Mount Vernon, SD, which has a population under 400...Played 9-man football in high school...Had his high school jersey, #8, retired in a winter 2009 event at Mt. Vernon High.

HONORS 2012 Associated Press **2nd Team All-Pro**...Earned **Pro Bowl** berths in 2011 and 2012...Named by NFLPA as the 2015 recipient of the **Byron "Whizzer" White Award** for his efforts off the field...Recognized as 2012 **Korey Stringer Good Guy Award** winner...Selected as **2011 and 2014 Vikings Community Man of the Year**...Named **Vikings Defensive MVP** in 2010, 2012 and 2013 by teammates...**NFC Defensive Player of the Week** at Detroit (9/20/09).

PRO Earned consecutive **Pro Bowl** berths in 2011 and 2012, the 1st Vikings LB to achieve the feat since Scott Studwell in 1987-88...Voted by teammates as **Defensive MVP** in 2010, 2012 and 2013...Led Vikings in tackles in 2008-2013 and ranked 2nd in 2007...Posted career-best 191 tackles in 2012...Tied Scott Studwell for the Vikings franchise record by leading the team in tackles for 6 straight seasons (2008-13)...Set career high with 22 tackles vs. Oakland (11/20/11), the 2nd-most in Vikings his-

tory behind Studwell's 24 at Detroit in 1985...Since spending his rookie season on injured reserve with a preseason knee injury, he played in 115 consecutive games before missing his 1st action in 8 seasons vs. Atlanta (9/28/14)...Has started 123 of the 124 career games he has played and all 4 playoff contests...From 2007-13, his 11 FRs ranks tied for 2nd in the NFL...Notched 6 takeaways in each 2007 and 2009...Named **NFC Defensive Player of the Week** for game at Detroit (9/20/09) when he had 3 takeaways (2 INT, 1 FR) and recovered an onside kick...Tied for NFL lead with 4 FRs in 2007 and tied for 2nd in 2009 with 3...Scored 1st career TD on a 37-yard INT return at NY Giants (11/25/07), part of a record-setting day against Giants as the Vikings returned 3 INTs for TDs...Helped Vikings tie team record with 6 INT-return TDs in 2007, matching the mark of the 1992 team...Helped Vikings rank #1 in the NFL against the run in 2007 and 2008...Is the only Iowa LB ever selected in the 1st round of the NFL Draft...Selected #17 overall in the 2006 NFL Draft and was the 3rd LB taken, behind only A.J. Hawk (#5) and Ernie Sims (#9)...1 of only 6 2006 1st-round picks that are currently with their original team.

2014 Helped lead the most improved defense in the NFL as the most experienced player on the defensive side of the ball...Was 1 of 3 returning starters on the Vikings defense in 2014, joining DE Brian Robison and S Harrison Smith...Sat out his 1st game (vs. Atlanta, 9/28) since the 2007 season with a rib injury, missing 4 total on the season...Despite playing in just 12 games, finished 2nd on the team with 115 (78 solo)...Recorded lone sack of the season vs. Washington (11/2), tying him for 4th in franchise history among Vikings LBs with 15.5 sacks in his career...Forced the 10th career fumble of his career at Buffalo (10/19)...Recorded 10+ tackles 7 times during the season, including a season-high 15 at Chicago (11/16)...Missed the final game of the season with a knee injury after suffering an injury the week before at Miami (12/21).

2013 Played in all 16 games for the 6th consecutive season...Led the team in tackles (167) for the 6th straight season, tying former LB Scott Studwell's franchise record...Was voted by teammates as Vikings **Defensive MVP** for the 2nd-consecutive season and 3rd time overall...Appeared in his 100th career game when the Vikings faced the Steelers in the NFL International Series in London (9/29)...Became the 7th player and 5th LB to record 1,000 career tackles when he tallied 7 at Dallas (11/3)...Tied a career-high with a team-best 3 INTs on the season...Had 3 TFLs vs. Chicago (12/1), tying his single-game high.

2012 Named **Associated Press 2nd-Team All-Pro**...Earned 2nd straight **Pro Bowl** berth...Selected by teammates as Vikings **Defensive MVP**...Helped key Vikings defensive effort that jumped from #21 overall to #16 in total defense...Led team with a career-best 191 tackles...Posted 10+ tackles in 11 games in regular season...Led team with 14 tackles in Wild Card Playoff game at Green Bay (1/5/13)...Had career-high 2.0 sacks in win over eventual NFC champions San Francisco (9/23), catching Alex Smith twice...Had season-high 18 tackles at Green Bay (12/2)...Snared an INT vs. Detroit (11/25).

2011 Selected to **Pro Bowl** for the 1st time in his career...Led team with a then-career-best 174 tackles...Shattered his previous career-high tackles of 150 set in 2008...Set career-high and

TOPS IN STOPS

Chad Greenway continues to make a mark on the Vikings record book with his prolific performances ranking fourth in franchise history in career tackles.

VIKINGS CAREER TACKLES

PLAYER, GAMES	TACKLES
Scott Studwell, 202	1,928
Matt Blair, 160	1,404
Jeff Siemon, 156	1,375
Chad Greenway, 124	1,203
Alan Page, 160	1,118

TACKLES BY A VIKING IN A GAME

PLAYER, GAME	TACKLES
Scott Studwell, at Detroit (11/17/85)	24
Chad Greenway, vs. Oakland (11/20/11)	22
Scott Studwell, at Pittsburgh (9/24/89)	21
Ed McDaniel, at Green Bay (9/4/94)	21

CONSECUTIVE SEASONS LEADING VIKINGS IN TACKLES

PLAYER, SEASONS	CONSECUTIVE SEASONS
Scott Studwell, 1980-85	6
Chad Greenway, 2008-13	6

notched 2nd-best mark in team history with 22-tackle day vs. Oakland (11/20) and had career-high 4 tackles for loss vs. Oakland...Notched 10+ tackles in 9 games during the season.

2010 Recognized by teammates as Vikings **Defensive MVP**... Helped Vikings defense rank in NFL's top-10 for 3rd straight season...Led team in tackles for 3rd straight season with 149, just shy of his career-best 150...Notched 10+ tackles in 6 games during the season...Notched a sack vs. Arizona (11/7)... Recovered a Lions fumble on punt coverage vs. Detroit (9/26) that led to a Vikings TD...Posted 14 tackles vs. Detroit.

2009 Led team in tackles for 2nd straight season...Posted team-high 6 takeaways (3 INTs, 3 FRs) which was tops for NFL LBs...Became only the 3rd Vikings LB to have a 3-takeaway game at Detroit (9/20) with 2 INTs and a FR, returning an INT 36 yards for his season long...Earned 1st career **NFC Defensive Player of the Week** honor at Detroit...Key part of the Vikings defense that finished ranked #6 in the NFL for total defense for the 2nd straight year...Led team in tackles during NFC Championship game with 9...Posted 1st career playoff sack vs. Dallas in Divisional Playoff game against Tony Romo.

2008 Had breakout season in his 2nd year on the field, leading the team in tackles with 150, and posting the 4th-best total by a Vikings LB in team history with 5.5 sacks...Key part of the Vikings ranking #1 in the NFL against the run for the 3rd straight season...Helped Vikings rank #6 in the NFL in total defense, the highest rank since 1994...Had sacks in 3 straight games...Had 10+ tackles in 6 games...Led team with 10 tackles in Wild Card playoff game vs. Philadelphia (1/4/09).

PICKIN' AND GRINNIN'

Chad Greenway's 9 career INTs ranks 8th in team history by a LB and he's poised to climb that chart as he enters 2015. He snared 3 INTs in 2013, joining only 4 other LBs in the NFL with 3+ INTs and 3+ sacks that season.

VIKINGS CAREER INTERCEPTIONS BY LINEBACKERS

PLAYER	INTS
Matt Blair	16
Lonnie Warwick	12
Roy Winston	12
Rip Hawkins	12
Scott Studwell	11
Jeff Siemon	11
Jack Del Rio	10
Chad Greenway	9

BIG PLAY GREENWAY

Chad Greenway's 5.5 sacks in 2008 ranked as the 4th-most in a season by a Vikings LB and his 15.5 career sacks is climbing the club's all-time list by LBs.

NFL OPPONENT FUMBLE RECOVERIES 2007-14

PLAYER	FRs
Rob Ninkovich	13
Julius Peppers	13
Chad Greenway	11
Jared Allen	11
D'Qwell Jackson	11
Bradie James	11
J.J. Watt	11

SACKS IN A CAREER BY VIKINGS LBs

PLAYER, SEASON	SACKS
Matt Blair, 1974-85	23.0
Ed McDaniel, 1992-2001	20.5
Fred McNeill, 1974-85	16.5
E.J. Henderson, 2003-11	15.5
Chad Greenway, 2006-present	15.5
Ben Leber, 2006-11	12.0

2007 Bounced back from knee injury that cost him his rookie year to lead the team in takeaways with 6...Led the team with 4 FFs and finished 2nd in tackles with 130...Part of record-setting defensive effort that matched the Vikings record with 6 INT-return TDs and posted team-best 3 INT-return TDs in a game at NY Giants (11/25), joining Darren Sharper and Dwight Smith in scoring on returns during the game...The 3 INT-return TDs tied for the 2nd-most in an NFL game...Scored 1st career TD on a 37-yard INT return at NY Giants (11/25) off Eli Manning, his 2nd straight week with an INT after picking Daunte Culpepper the week before vs. Oakland (11/18).

2006 Suffered torn ACL in left knee on kickoff coverage in the preseason opener vs. Oakland (8/14)...Placed on injured reserve on 8/17, ending his rookie season.

COLLEGE A 2-time All-Big Ten selection who finished his career ranked 5th in Iowa history with 416 tackles...Started 38 of the 45 games he played in and recorded 10+ tackles in a game 25 times...Iowa's Co-MVP as a senior...His 156 tackles as a senior in '05 rank 3rd in school history...Earned 2nd-Team All-Big Ten honors as a sophomore...Redshirted in 2001.

PREP A 1st-Team All-State selection as a junior and senior and 3rd-Team as a sophomore at Mount Vernon (SD) High...Played 9-man football in high school...Led team to back-to-back state titles as a QB and FS...Named Gatorade Player of the Year for the state...Team captain in football for 3 straight years...Also lettered in basketball, baseball, and track...Won 4 events at the 2000 state track meet, including the triple jump.

STARTING STALWART

Chad Greenway can climb into elite company in Vikings history this season. He enters 2015 with 123 career starts to his credit, good for 5th in team history among LBs. Greenway can move into 4th place by starting 8 games in 2015. Greenway had appeared in 115 consecutive games before missing 4 games during the 2014 season.

CAREER GAMES STARTED BY VIKINGS LBs

PLAYER	STARTS
Scott Studwell (1977-90)	160
Roy Winston (1962-76)	160
Jeff Siemon (1972-82)	149
Matt Blair (1974-85)	130
Chad Greenway (2006-Present)	123
Fred McNeill (1974-84)	121

GREENWAY'S NFL TOTALS

Year.....	GP/GS	Tackles								Special Teams		
		Solo	Asst.	Total	Sacks	INTs	PBU	TFL	QBH		FF/FR	
2006 (Min).....	injured reserve											
2007 (Min).....	16/16	83	47	130	0.0	2 (37)	5	3.0	7	4/4	8	
2008 (Min).....	16/15	103	47	150	5.5	0	8	8.0	11	3/0	2	
<i>Playoffs.....</i>	<i>1/1</i>	<i>9</i>	<i>1</i>	<i>10</i>	<i>0.0</i>	<i>0</i>	<i>1</i>	<i>1.0</i>	<i>1</i>	<i>0/0</i>	<i>1</i>	
2009 (Min).....	16/16	88	39	127	0.0	3 (49)	7	4.0	4	1/3	1	
<i>Playoffs.....</i>	<i>2/2</i>	<i>12</i>	<i>5</i>	<i>17</i>	<i>1.0</i>	<i>0</i>	<i>2</i>	<i>1.0</i>	<i>1</i>	<i>0/0</i>	<i>0</i>	
2010 (Min).....	16/16	106	43	149	1.0	0	2	10.0	1	1/1	5	
2011 (Min).....	16/16	104	70	174	2.0	0	5	13.0	4	0/1	0	
2012 (Min).....	16/16	121	70	191	3.0	1 (3)	7	7.0	6	0/2	0	
<i>Playoffs.....</i>	<i>1/1</i>	<i>9</i>	<i>5</i>	<i>14</i>	<i>0.0</i>	<i>0</i>	<i>1</i>	<i>0.0</i>	<i>0</i>	<i>0/0</i>	<i>0</i>	
2013 (Min).....	16/16	113	54	167	3.0	3 (23)	7	10.0	11	0/0	0	
2014 (Min).....	12/12	78	37	115	1.0	0	3	4.0	7	1/0	0	
Total.....	124/123	796	407	1,203	15.5	9	44	59.0	51	10/11	16	
<i>Playoffs.....</i>	<i>4/4</i>	<i>30</i>	<i>11</i>	<i>41</i>	<i>1.0</i>	<i>0</i>	<i>4</i>	<i>2.0</i>	<i>2</i>	<i>0/0</i>	<i>1</i>	

SINGLE-GAME CAREER HIGHS

- Tackles.....22..... vs. Oakland, 11/20/11
- Solo Tackles.....15..... @ Tampa Bay, 11/16/08
- Sack.....2.0..... vs. San Francisco, 9/23/12
- QB Hurries.....3..... @ Arizona, 12/14/08; vs. Chicago, 1/1/12
- Passes Defensed.....3..... @ Arizona, 12/14/08; @ Cleveland, 9/13/09
- Interceptions.....2..... @ Detroit, 9/20/09
- Forced Fumbles.....2..... vs. Green Bay, 9/30/07
- Fumble Recovery.....1..... 11 times, last @ St. Louis, 12/16/12
- Tackles For Loss.....4.0..... vs. Oakland, 11/20/11

GREENWAY'S INTERCEPTIONS

GAME	QB	INTs
vs. Oakland, 11/18/07	Daunte Culpepper	1 (0)
@ NY Giants, 11/25/07	Eli Manning	1 (37t)
@ Detroit, 9/13/09	Matthew Stafford	2 (49)
vs. NY Giants, 1/3/10	Eli Manning	1 (0)
vs. Detroit, 11/11/12	Matthew Stafford	1 (3)
vs. Cleveland, 9/22/13	Brian Hoyer	1 (23)
vs. Pittsburgh, 9/29/13	Ben Roethlisberger	1 (0)
@ Baltimore, 12/8/13	Joe Flacco	1 (0)
Total.....		9 (112)

GREENWAY'S TOUCHDOWN

GAME	Play
@ NY Giants, 11/25/0737 INT return

GREENWAY'S SACKS

GAME	QB	SACKS
vs. Carolina, 9/21/08	Jake Delhomme	1.0
vs. Houston, 11/2/08	Matt Schaub	1.0
vs. Green Bay, 11/9/08	Aaron Rodgers	1.0
@ Tampa Bay, 11/16/08	Jeff Garcia	1.0
@ Arizona, 12/14/08	Kurt Warner	1.0
vs. NY Giants, 12/28/08	David Carr	0.5
vs. Dallas, 1/17/10*	Tony Romo	1.0
vs. Arizona, 11/7/10	Derek Anderson	1.0
vs. Oakland, 11/20/11	Carson Palmer	1.0
vs. Chicago, 1/1/12	Josh McCown	1.0
vs. San Francisco, 9/23/12	Alex Smith	2.0
@ St. Louis, 12/16/12	Sam Bradford	1.0
vs. Pittsburgh, 9/29/13	Ben Roethlisberger	1.0
vs. Green Bay, 10/27/13	Aaron Rodgers	1.0
vs. Chicago, 12/1/13	Josh McCown	1.0
vs. Washington, 11/2/14	Robert Griffin III	1.0
Total.....		15.5

*playoffs



Chad Greenway has a strong reputation as one of the most giving and community-conscious Vikings, earning him Vikings Man of the Year and NFLPA Whizzer White award honors in 2014.



EVERSON GRIFFEN #97

POSITION: DEFENSIVE END
HEIGHT/WEIGHT: 6-3/273
DOB: 12-22-87
HOMETOWN: AVONDALE, AZ

COLLEGE: SOUTHERN CALIFORNIA
ACQUIRED: D4 (#100) '10
NFL SEASON: 6
VIKINGS SEASON: 6

2014 GP/GS
16/16

Career GP/GS
75/17

Playoffs GP/GS
1/0

Recorded a career-high 12.0 sacks in 2014, winning **NFC Defensive Player of the Month** in October.

Scored 2nd career TD on a 43-yard blocked punt return vs. Carolina (11/30/14), a day the team set a record with 2 blocked punt return TDs.

Earned contract extension entering 2014 season despite having only 1 career start under his belt until taking over as full-time starter at RDE.

Attended same high school, Agua Fria in Avondale, AZ, as Vikings Hall of Famer Randall McDaniel.

OFF THE FIELD Active in the *Leaders of Tomorrow* program that makes meals available for school-age kids in Minnesota... Married with a son, Greyson and the couple is expecting another child in Fall 2015... Takes part in the annual Vikings blood drive and community events with teammates... Has adopted a family during Holiday season to help spread some Christmas cheer... Majored in sociology at USC... Enjoys being on the water in his free time, with boating, wave runners and water skiing among his favorite activities... Enjoys fishing... Looked up to Vikings legend Randall McDaniel as a young athlete.

HONORS Named **NFC Defensive Player of the Month** in October 2014... Vikings 2014 **Defensive MVP**.

PRO Has scored 2 TDs, 1 on an INT return at St. Louis (12/16/12) and the 2nd on a blocked punt return vs. Carolina (11/30/14)... Named the Vikings 2014 **Defensive MVP**... Re-signed with Vikings prior to the opening of free agency in 2014 offseason... Named **NFC Defensive Player of the Month** in October 2014 after recording 6.0 sacks and a FF in 4 contests... Recorded 5.5 sacks in 2013, including 2.5 in the last 2 games of season... Had 1st FF of his career vs. Pittsburgh in the NFL International Series in London (9/29/13)... Made impact on Vikings defense in 2012, ranking 3rd on team with 8.0 sacks... Scored 1st career TD on 1st career INT at St. Louis (12/16/12), taking back a Sam Bradford pass 29 yards for a TD... Posted career-best 3.0 sacks vs. Green Bay (12/30/12) in regular season finale, a must-win game that gave the Vikings a playoff berth... Ranked 4th on team in 2011 with 4.0 sacks despite not starting a game... Notched 18 special teams tackles in 2011 to rank #2 on team... Carved out role on special teams to get playing time as a rookie, seeing action in final 11 games of season... Burst onto scene with 5 tackles in his 1st career game, at Green Bay (11/21/10)... Selected with the 2nd pick in the 4th round of the 2010 NFL Draft, the 100th player selected overall... Declared for the draft after his junior season at USC.

2014 Had a breakout season in his 1st year as a full-time starter, helping the Vikings defense have the most improved defense in the NFL in 2014... Vikings 2014 **Defensive MVP**... Recorded a career-best 12.0 sacks on the season in 16 contests... Started 16 games after entering the season after posting 1 start in his opening 4 seasons... Named **NFC Defensive Player of the Month** in October after recording 6.0 sacks and a FF in 4 games... Returned a Jasper Brinkley blocked punt 43 yards vs. Carolina (11/30) for the longest blocked punt return TD in franchise history and the 2nd Vikings blocked punt return TD on the day, a franchise record and tying an NFL record for 2 blocked punt return TDs by the same team in 1 game... Recorded a sack in 5 consecutive games, the longest streak in his career...

Had career day at Buffalo (10/19) when he recorded a career-high 9 tackles and tied a career-high with 3.0 sacks... Notched multiple sacks in 3 games, including the season-opening win at St. Louis.

2013 Saw action along the defensive line in all 16 games... Finished with 5.5 sacks, including 2.5 in the final 2 games of the season... Recorded the game-winning strip-sack against Pittsburgh in the NFL International Series in London (9/29), the 1st FF of his career... Tipped a Jay Cutler pass at Chicago (9/15) that led to a Kevin Williams interception in the endzone for a touchback... Recorded sacks in back-to-back games twice during the season... Had a career-best 6 tackles and tied a career-high with 3.0 TFLs at Cincinnati (12/22).

2012 Came on strong late in season, posting 5.0 sacks, 1 INT, 1 TD and 16 QB hurries in the final 7 games... Had a sack in his playoff debut at Green Bay (1/5/13) in NFC Wild Card game... Posted career-best 3.0 sacks vs. Green Bay (12/30) in regular season finale win over Packers that gave the Vikings a playoff berth... Started 1st career game at Houston (12/23)... Scored 1st career TD on 1st career INT at St. Louis (12/16/12), taking back a Sam Bradford pass 29 yards for a TD... His 29-yard INT return TD ranks as the 4th-longest in Vikings history by a defensive lineman... Posted a 22-yard sack against Andrew Luck at Indianapolis (9/16), the 3rd-longest sack in team history.

2011 Played in all 16 games... Notched 4.0 sacks to rank 4th on team... Ranked 2nd on team with 18 special teams tackles, 4 behind team-leader Eric Frampton... Posted 1st career sack vs. Tampa Bay (9/18) when he caught Josh Freeman... Notched career-best 3 special teams tackles at Kansas City (10/2) and vs. Green Bay (10/23)... Versatile special teamer played as a gunner on punt coverage at times as well as serving as a regular on return units... Contributed to the Vikings 50.0 sacks on the season, tied for 1st in the NFL... Helped Vikings special teams unit set a team record with 26.9 kickoff return average for the season and tied for 1st in the NFL with 4 kickoff returns of 50+ yards.

2010 Played in final 11 games after being inactive for the opening 5 games of the season... Notched career-high 5 tackles on defense vs. Green Bay (11/21)... Had 5 QB hurries in a 5-game span with a season-high 2 vs. Buffalo (12/5)... Posted 8 special teams tackles, notching season-high 2 at Chicago (11/14) and at Detroit (12/11).

COLLEGE Helped USC win or tie for PAC 10 titles in 2007 and 2008... Trojans won Rose Bowl as a freshman and sophomore, topping Illinois as a freshman and Penn State as a sophomore... USC won Emerald Bowl over Boston College as a junior... Earned 2nd-Team All-Pac 10 honors as a junior... Burst onto the scene as a true freshman, starting 2 games... Started 2007 opener vs. Idaho as a true freshman, becoming the 1st USC true freshman to start an opener since Tim Ryan in 1986... Notched career-high 3.5 sacks vs. Oregon State as a true freshman.

PREP Attended Agua Fria High in Avondale, AZ... Named Super Prep and Scout.com Player of the Year in Arizona... Consensus All-America... Gatorade Circle of Champions Player of the Year for Arizona... Had 16.0 sacks on defense and ran for 1,251 yards and 20 TDs on offense as a senior... Earned 1st-Team All-Region in basketball... Competed as a shot putter... Played AAU hoops.

GRIFFEN'S NFL TOTALS

Year.....	GP/GS	Tackles							FF/FR	Special Teams	
		Solo	Asst.	Total	Sacks	INTs	PBU	TFL			QBH
2010 (Min).....	11/0	5	2	7	0.0	0	0	0	5	0/0	8
2011 (Min).....	16/0	12	3	15	4.0	0	2	4.0	8	0/1	18
2012 (Min).....	16/1	21	15	36	8.0	1 (29t)	3	10.0	27	0/2	7
<i>Playoffs</i>	1/0	3	1	4	1.0	0	0	1.0	1	0/0	0
2013 (Min).....	16/0	19	11	30	5.5	0	1	9.0	27	1/0	0
2014 (Min).....	16/16	46	29	75	12.0	0	2	21.0	70	1/0	0
Total	55/17	103	60	163	29.5	1 (29t)	8	44.0	137	2/3	33
<i>Playoffs</i>	1/0	3	1	4	1.0	0	0	1.0	1	0/0	0

SINGLE-GAME CAREER HIGHS

Tackles.....	8.....	@ Buffalo, 10/19/14
Solo Tackles.....	7.....	@ Buffalo, 10/19/14
Sack.....	3.0.....	vs. Green Bay, 12/30/12, @ Buffalo, 10/19/14
Interception.....	1.....	@ St. Louis, 12/16/12
Long INT Return.....	29t.....	@ St. Louis, 12/16/12
Fumble Recovery.....	1.....	vs. San Francisco, 9/24/12; @ Houston, 12/23/12
QB Hurries.....	4.....	vs. Green Bay, 12/30/12, at St. Louis, 9/7/14
Special Teams Tackles.....	3.....	@ Kansas City, 10/2/11; vs. Green Bay, 10/23/11

GRIFFEN'S SACKS (* Playoffs)

GAME	QB	SACKS
vs. Tampa Bay, 9/18/11.....	Josh Freeman.....	1.0
@ Kansas City, 10/2/11.....	Matt Cassel.....	1.0
vs. Green Bay, 10/13/11.....	Aaron Rodgers.....	1.0
@ Atlanta, 11/27/11.....	Matt Ryan.....	1.0
@ Indianapolis, 9/16/12.....	Andrew Luck.....	1.0
@ Detroit, 9/30/12.....	Matthew Stafford.....	2.0
vs. Detroit, 11/11/12.....	Matthew Stafford.....	1.0
vs. Chicago, 12/9/12.....	Jay Cutler.....	1.0
vs. Green Bay, 12/30/12.....	Aaron Rodgers.....	3.0
@ Green Bay, 1/5/13*.....	Aaron Rodgers.....	1.0
vs. Pittsburgh, 9/29/13.....	Ben Roethlisberger.....	1.0
@ Dallas, 11/3/13.....	Tony Romo.....	1.0
vs. Washington, 11/7/13.....	Robert Griffin III.....	1.0
@ Cincinnati, 12/22/13.....	Andy Dalton.....	1.5
vs. Detroit, 12/29/13.....	Matthew Stafford.....	1.0
@ St. Louis, 9/7/14.....	Austin Davis.....	2.0
@ Green Bay, 10/2/14.....	Aaron Rodgers.....	1.0
vs. Detroit, 10/12/14.....	Matthew Stafford.....	1.0
@ Buffalo, 10/19/14.....	Kyle Orton.....	3.0
@ Tampa Bay, 10/26/14.....	Mike Glennon.....	1.0
vs. Washington, 11/2/14.....	Robert Griffin III.....	1.0
vs. Carolina, 11/30/14.....	Cam Newton.....	2.0
vs. NY Jets, 12/7/14.....	Geno Smith.....	1.0
Total		29.5

GRIFFEN'S INTERCEPTION

GAME	QB	INT
@ St. Louis, 12/16/12.....	Sam Bradford.....	1 (29t)

GRIFFEN'S TOUCHDOWNS

GAME	PLAY
@ St. Louis, 12/16/12.....	29 INT Return
vs. Carolina, 11/30/14.....	43 BP Return

LOOKING TO SCORE

Everson Griffen returned an INT 29 yards for his 1st career TD at St. Louis in 2012. The play ranked as the 4th-longest INT return for a TD by a Vikings defensive lineman. In 2014, he recorded the longest blocked punt return TD in franchise history off a Jasper Brinkley block.

LONGEST INT RETURN TDs BY VIKINGS DEFENSIVE LINEMEN

PLAYER, GAME	PLAY
Kevin Williams, vs. Atlanta, 9/9/07.....	54t
Jared Allen, at Detroit, 1/2/11.....	36t
Lance Johnstone, vs. Denver, 10/19/03.....	33t
Everson Griffen, at St. Louis, 12/16/12.....	29t

LONGEST BLOCKED PUNT RETURN TDs

PLAYER, GAME	PLAY
Everson Griffen, vs. Carolina, 11/30/14.....	43t
Adam Thielen, vs. Carolina, 11/30/14.....	30t
Nate Allen, vs. NY Giants, 10/17/76.....	28t

RAPID RETURNS

Everson Griffen and Adam Thielen each returned blocked punts for TDs in the Vikings win vs. Carolina (11/30/14). This marked the 4th time since the 1970 merger that a team has recorded multiple blocked punt return TDs in one game, becoming just the 2nd team to do it in one half. The Vikings savvy special teams performance against Carolina was the 1st time the feat was accomplished since the 1990 season and paved the way for a 31-13 victory over the playoff-bound Panthers and spurred the Vikings to win 3 of their final 5 games of 2014.

MULTIPLE BLOCKED PUNT RETURN TDs IN ONE GAME

TEAM, GAME	TDs
*Minnesota, vs. Carolina, 11/30/14.....	2
Kansas City, vs. Cleveland, 9/30/90.....	2
*Detroit, vs. Green Bay, 9/21/75.....	2
Miami, vs. Baltimore, 11/11/73.....	2
*Both in one half	



DUJUAN HARRIS #20

POSITION: RUNNING BACK

HEIGHT/WEIGHT: 5-7/206

DOB: 9-3-88

HOMETOWN: BROOKSVILLE, FL

COLLEGE: TROY

ACQUIRED: FA '15

NFL SEASON: 5

VIKINGS SEASON: 1

2014 GP/GS

15/0-GB

Career GP/GS

24/2 (5/0-JAX, 19/2-GB)

Playoffs GP/GS

2/2-GB

• A member of the Green Bay Packers for 3 seasons (2012-14), spending the entire 2013 season on injured reserve.

• Had career game in the Wild Card playoff round vs. Minnesota (1/5/12) when he rushed 17 times for 47 yards and a TD and caught 5 passes for 53 yards.

• Tied a Packers franchise record by rushing for a TD in back-to-back playoff games during the 2012 playoffs.

OFF THE FIELD Worked as a used car salesman in 2012 between stints with the Pittsburgh Steelers and Green Bay Packers...Nicknamed "Foxy" because he was born with red hair...Raised money for his middle school to buy new football helmets...Has 8 siblings.

PRO Played in a career-high 15 games during the 2014 season, rushing 16 times for 64 yards...A member of Packer teams that won the NFC North title from 2012-14...Missed the entire 2013 season with a knee injury suffered during a preseason game...Recorded a career-high 70 rushing yards in the 2012 season finale at Minnesota (12/30/12)...Started the only 2 regular season games of his career towards the end of the 2012 season, racking up 157 yards and 2 TDs on 34 rushes...Started 1st career game vs. Detroit (12/9/12)...Signed by the Packers to their practice squad on 10/24/12 before being elevated to the active roster on 12/1/12...Spent the end of the 2012 training camp with the Pittsburgh Steelers after being waived by Jacksonville (8/25/12)...Originally signed as an undrafted free agent with Jacksonville in 2011, appearing in 5 games with the team as a rookie...Teammates with Vikings TE Brandon Bostick and WR Charles Johnson during time in Green Bay.

2014 Appeared in 15 games for the NFC North Champion Packers...Rushed for 64 yards on 16 carries and caught 1 pass for 11 yards...Had best game of the season in a 55-14 blowout

win vs. Chicago (11/9/14), rushing 8 times for 52 yards...Was inactive for the final regular season game and 2 playoff games.

2013 Placed on injured reserve after suffering a knee injury during the 3rd preseason game vs. Seattle (8/23)...Was inactive for the 1st 2 preseason games.

2012 Started 2 games in the final month in his 1st season with the Packers after signing to the active roster from the practice squad on 12/1...Rushed for a career-high 70 yards in the season finale game at Minnesota (12/30)...Started both playoff games, tying a franchise record by rushing for a TD in back-to-back playoff games...Joined the Packers practice squad on 10/24 after being waived by Pittsburgh during final roster cuts (8/31)...Went through training camp and most of the preseason with Jacksonville before being waived (8/25).

2011 Appeared in the final 5 games during his rookie season with the Jaguars...Spent the opening 11 weeks of the season on the team's practice squad...His 1st career carry went for 3 yards in a loss vs. San Diego (12/5)...Signed with the Jaguars as an undrafted free agent and went through training camp and the preseason with the club before being added to the team's practice squad.

COLLEGE Started 28 of 50 career games at Troy...Left the school ranked 3rd in program history with 2,635 yards...Scored 32 career TDs (27 rushing, 5 receiving)...Helped school to bowl appearances in each of his final 3 seasons.

PREP Rushed for over 3,000 yards and scored 45 TDs at Brooksville Central HS (FL)...Led school to a district championship in his final season...Set school single-game records for rushing yards (345) and TDs (5)...A state champion in long jump, triple jump, 100 meters and 200 meters.

HARRIS' NFL TOTALS

Year	GP/GS	RUSHING					RECEIVING				
		No.	Yds.	Avg.	Lg	TD	No.	Yds.	Avg.	Lg	TD
2011 (JAX)	5/0	9	42	4.7	24	0	1	4	4.0	4	0
2012 (GB)	4/2	34	157	4.6	21	2	2	17	8.5	11	0
Playoffs	2/2	28	100	3.6	18t	2	7	64	9.1	16	0
2013 (GB)	injured reserve										
2014 (GB)	15/0	16	64	4.0	12	0	1	11	11.0	11	0
Total	24/2	59	263	4.5	24	2	4	32	8.0	11	0
Playoffs	2/2	28	100	3.6	18t	2	7	64	9.1	16	0

SINGLE-GAME CAREER HIGHS

Rushing Attempts.....17..... vs. Minnesota, 1/5/13
Rushing Yards70..... @ Minnesota, 12/30/12
Long Rush24..... vs. Tampa Bay, 12/11/11
Rushing TDs1..... vs. Detroit, 12/9/12
..... vs. Tennessee, 12/23/12
Receptions.....5..... vs. Minnesota, 1/5/13
Receiving Yards53..... vs. Minnesota, 1/5/13
Long reception.....16..... vs. Minnesota, 1/5/13

HARRIS' TOUCHDOWNS

GAME (* playoffs).....**PLAY**
vs. Detroit, 12/9/12.....14 run
vs. Tennessee, 12/23/12.....7 run
vs. Minnesota, 1/5/13*.....9 run
at San Francisco, 1/12/13*.....18 run
Total.....**4**


2011 JACKSONVILLE (* start)..... Att.	Yds	Avg.	Lg	TD	Rec	Yds	Avg.	Lg	TD
12/5 San Diego	2	1.0	3	0	0	0	0.0	0	0
12/11..... Tampa Bay	24	24.0	24	0	0	0	0.0	0	0
12/15 @ Atlanta	-1	-1.0	-1	0	0	0	0.0	0	0
12/24..... @ Tennessee	5	2.5	5	0	0	0	0.0	0	0
1/1/12..... Indianapolis.....	3	12	4.0	7	0	1	4	4.0	4
Totals.....	9	42	4.7	24	0	1	4	4.0	4

2012 GREEN BAY (* start)..... Att.	Yds	Avg.	Lg	TD	Rec	Yds	Avg.	Lg	TD
12/9..... Detroit*.....	7	31	4.4	14t	1	0	0	0.0	0
12/16 @ Chicago.....	5	27	5.4	21	0	0	0	0.0	0
12/23..... Tennessee*.....	8	29	3.6	10	1	0	0	0.0	0
12/30 @ Minnesota.....	14	70	5.0	12	0	2	17	8.5	11
Totals.....	34	157	4.6	21	2	2	17	8.5	11

PLAYOFFS

1/5/13..... Minnesota*.....	17	47	2.8	9t	1	5	53	10.6	16	0
1/12/13 @San Francisco*.....	11	53	4.8	18t	1	2	11	5.5	6	0
Totals.....	28	100	3.6	18t	2	7	64	9.1	16	0

2014 GREEN BAY (* start)..... Att.	Yds	Avg.	Lg	TD	Rec	Yds	Avg.	Lg	TD
9/4 @ Seattle.....	1	7	7.0	7	0	0	0	0.0	0
9/14 NY Jets.....	0	0	0.0	0	0	1	11	11.0	11
9/21..... @ Detroit.....	3	2	0.4	7	0	0	0	0.0	0
10/19..... Carolina.....	2	-1	-0.5	0	0	0	0	0.0	0
10/26 @ New Orleans.....	2	4	2.0	4	0	0	0	0.0	0
11/9 Chicago.....	8	52	6.5	12	0	0	0	0.0	0
Totals.....	16	64	4.0	12	0	1	11	11.0	11



MIKE HARRIS #79

POSITION: TACKLE
HEIGHT/WEIGHT: 6-5/338
DOB: 12-5-88
HOMETOWN: DUARTE, CA

COLLEGE: UCLA
ACQUIRED: W (SD) '14
NFL SEASON: 4
VIKINGS SEASON: 2

2014 GP/GS	Career GP/GS	Playoffs GP/GS
12/5	32/17 (20/12-SD, 12/5-MIN)	0/0

- Played rookie season under Offensive Coordinator Norv Turner in San Diego in 2012, starting 9 of 15 games.
- Started the final 5 games of the regular season for the Vikings in 2014, replacing injured Phil Loadholt at RT.

OFF THE FIELD Earned degree in history from UCLA in 2011... Interested in a career coaching or mentoring after playing days are over...Spoke at the 2013 Rookie Symposium after not being invited as an undrafted free agent in 2012...Father is a career US Army soldier now working in recruiting.

PRO Started final 5 games for the Vikings in his 1st season with the club...Started 12 of 20 games during 2 seasons in San Diego...Started 1st career game on Monday Night Football at Oakland on 9/10/12...Spent final 11 games of the 2013 season on injured reserve with an ankle injury...Played for Chargers Head Coach Norv Turner as a rookie in 2012.

2014 Started 5 games, appearing in 12, during his 1st season with the Vikings...Started final 5 games of season at RT, replacing regular starter Phil Loadholt after he was placed on injured reserve...Helped club go 3-2 in his 5 starts...Made his 1st career appearance at guard, filling in for an injured Vlad Ducasse, at Buffalo (10/19), when Ducasse left game with injury...Started the final 5 games of the season at RT, protecting rookie QB Teddy Bridgewater, who finished tied for the highest completion percentage (72.1) and the 2nd-highest passer rating (103.0) in the NFL during that span...Spent training camp and preseason with San Diego, placed on waivers by Chargers fol-

lowing preseason and claimed by Vikings on 8/31.

2013 Appeared in the opening 2 games of the season... Started games 3-5 at both LT and RT replacing King Dunlap and rookie D.J. Fluker...Missed final 11 games of the season with an ankle injury.


2012 Opened 9 of 15 games as an undrafted free agent... Played rookie season under Vikings offensive coordinator Norv Turner who served as San Diego's head coach...Started 1st career game in season opener on Monday Night Football at Oakland on 9/10/12...In 2nd career start helped San Diego rush for a season-high 148 yards and 2 TDs in a win over Tennessee.

COLLEGE Started 42 career games at RT for UCLA...Helped team to Pac-12 South title as a senior, finishing collegiate career with an appearance in the Kraft Fight Hunger Bowl... Earned Brown Memorial Award as team's most improved player in 2008...Named to Athletic Director's Honor Roll during redshirt season in 2007.

PREP CIF Southern Section Mid-Valley Team and Lineman of Year in Montview League in final season at Duarte (CA) High School...Played basketball for 4 seasons and participated in track and field in the shot put and discus.

HARRIS' CAREER GAMES/STARTS

Year.....	GP/GS
2012 (SD).....	15/9
2013 (SD).....	5/3
2014 (Min).....	12/5
Totals.....	32/17



SHAUN HILL #13

POSITION: QUARTERBACK
HEIGHT/WEIGHT: 6-3/230
DOB: 1-9-80
HOMETOWN: PARSONS, KS

COLLEGE: MARYLAND
ACQUIRED: FA '15
NFL SEASON: 14
VIKINGS SEASON: 5

2014 GP/GS	Career GP/GS	Playoffs GP/GS
9/8-STL	43/34 (1/0-MIN; 18/19-SF; 15/10-DET; 9/8-STL)	0/0

- Started a career-high 10 games with Detroit in 2010, replacing injured Matthew Stafford, finishing with 2,686 yards and 16 TDs.
- Played under Offensive Coordinator Norv Turner in San Francisco during the 2006 season.
- Originally joined Vikings as a rookie free agent in 2002 and played for club 2002-05, being allocated to Amsterdam of NFL Europa for 2003 season.

OFF THE FIELD Earned Kinesiology degree from Maryland... Works with causes in his hometown through his *Shaun Hill PASS* (Parsons Area Support System) and the *Parsons Community Foundation*...Enjoys fishing in his free time... Married to wife, Ashton and the couple has a son, Theodore.

HONORS Earned **NFC Offensive Player of the Week** (San Francisco vs. St. Louis, 11/16/08).

PRO Enters his 14th season in 2015 as the 5th-longest tenured QB in the NFL...Played in the final game of the Metrodome as a member of the Detroit Lions (12/29/13)...Started 14 straight games for the San Francisco 49ers over 2 seasons (2008-09)... Played in NFL Europa as a member of the Amsterdam Admirals during the 2003 season...Teammates with current Vikings Youth Football Manager E.J. Henderson at Maryland (2000-01) and with the Vikings (2003-05).

2014 Started 8 games, making 9 appearances in his lone season in St. Louis...Finished the season 145-of-229 passing for 1,657 yards, 8 TDs, 7 INTs and an 83.9 passer rating...Named the starting QB for the season opener vs. Minnesota (9/7) in place of injured Sam Bradford, completing 8-of-13 passes for 81 yards before injuring his quad and leaving game for the 2nd half...Started the final 7 games of the regular season, posting 4 games with a 100.0+ passer rating...In his 1st start back, led the Rams to a 22-7 victory over the eventual AFC West Champions vs. Denver (11/16).

2013 Backed up Lions QB Matthew Stafford for the entire season...Saw 2 snaps, taking kneel-downs in the final seconds, in the Lions victory vs. Green Bay (11/28)...Final game as a Lion came in the final game of the Metrodome at Minnesota (12/29).

2012 Played in 1 game for the Lions, leading a come-from-behind win after entering the game in the final 2 minutes of the 4th quarter...Became the 1st QB in NFL history to throw 2 TDs in the final 18 seconds to either take the lead or send the game to OT at Tennessee (9/23), he connected with Calvin Johnson on a 3-yard score before a 46-yard Hail Mary pass to Titus Young to extend the game...Finished the game 10-of-13 for 172 yards, 2 touchdowns and a 157.9 passer rating.

2011 Saw action late in 2 victories as the Lions backup QB...A member of the Lions 1st playoff team since the 1999 season...Completed 2-of-3 attempts for 33 yards over the course of the 2 contests...Backed up starter Matthew Stafford, who threw for 5,038 yards, at the time the 5th most in NFL history.

2010 Started 10 games for Detroit, replacing injured Stafford, after being traded from San Francisco for a 7th-round pick during

the offseason...Threw for a career-best 2,686 yards on 257-of-416 passing with 16 TDs and 12 INTs...Replaced Stafford in the 3rd quarter of the regular season opener at Chicago (9/12) and started the next 5 games...Involved in a controversial play in the season opener when he threw what was originally a go-ahead TD to Calvin Johnson in the final minute of the game but was later ruled an incomplete pass...Threw for a career-high 335 yards in his 1st game as a starter with the Lions, including a career-long 75-yard TD pass to RB Jahvid Best vs. Philadelphia (9/19)...Notched wins as a starter in back-to-back games to close the regular season...Threw for 300+ yards 3 times during the season.

2009 Started the opening 6 games of the regular season in his final season in San Francisco...Completed 87-of-155 passes for 943 yards, 5 TDs and 2 INTs helping the 49ers to a 3-3 record...Posted his lone 100+ passer rating (104.9) in a win vs. St. Louis (10/4)...Rushed for a career-high 53 yards vs. Atlanta (10/11).

2008 Started the final 8 games of the season for the 49ers, leading the club to a 4-4 record...Saw 1st game action in the 2nd half vs. Seattle (10/26), interim Head Coach Mike Singletary's 1st game...Led the 49ers to a 4-1 record in their final 5 games...Named **NFC Offensive Player of the Week** after posting a career-best 142.3 passer rating in his 1st win of the season, vs. St. Louis (11/16), becoming the 1st starting QB in 49ers history to have a perfect passer rating in one half...Recorded his 1st game with 300+ yards passing when he finished 21-of-33 for 303 at Dallas (11/21)...Completed passes to 10 different receivers in win vs. NY Jets (12/7)...Led come-from-behind victory vs. St. Louis (12/21) after completing 10-of-15 passes for 127 yards and 2 TDs in the 4th quarter...Rushed for 115 yards and 2 TDs on 24 carries.

2007 Saw 1st true game action of career after Trent Dilfer suffered a concussion vs. Minnesota (12/9), facing his old teammates...Started for the 1st time in his career when he led the 49ers to victories in back-to-back weeks...Made 1st career start, leading the 49ers to a 20-13 victory over Cincinnati (12/15) and scored 1st career TD when he rushed from 3 yards out for the opening score of the game...Completed 11-of-24 passes in his 2nd start vs. Tampa Bay (12/23), throwing for 123 yards, 3 TDs and 1 INT in his final action of the season.

2006 Served as the 49ers 3rd QB for the entire season...Played under Vikings Offensive Coordinator Norv Turner in his 1st year in San Francisco...Helped tutor former #1 overall pick Alex Smith in his 2nd NFL season...Did not see game action during the season in his 1st campaign in San Francisco.

2005 The 3rd QB for the entire season in his final year in Minnesota...Backed up Brad Johnson and Daunte Culpepper...Saw 1st career action when he took 2 kneel-downs in the season finale at Chicago (1/1/06).

2004 A member of the Vikings squad that advanced to the Divisional round of the playoffs after earning a Wild Card berth...Inactive for all 16 regular season games and both playoff contests...Backed up Culpepper during his All-Pro season.

2003 The Vikings 3rd QB for 15 games and backup for at Atlanta (10/5)...Allocated to NFL Europa where he played for the Amsterdam Admirals...Twice named **NFL Europa's Offensive Player of the Week**...Led NFL Europa with 2,256 passing yards.

2002 Inactive for all 16 games in his rookie season in the NFL... Joined the Vikings as an undrafted free agent and spent the entire year on the club's active roster.

COLLEGE Helped lead a turnaround in Terrapin football fortunes... Earned 2nd-Team All-Conference while leading Maryland to its 1st Atlantic Coast Conference title since 1985 as a senior in 2001...School finished #10 in the country and made an appearance in the Orange Bowl in his final year...Lettered in final 2 years after transferring from Hutchinson (KS) Community College...Finished 2 seasons at Maryland with 3,158 passing yards and 19 touchdowns...Earned All-Jayhawk Conference honorable mention as a sophomore at Hutchinson CC... All-Jayhawk Conference choice and an honorable mention NJCAA All-American as a freshman.

PREP A 3-year starter at QB and 2-year starter at S at Parsons (KS) HS...2-time 1st-Team All-Southeast Kansas selection...All-State honorable mention as a senior...Lettered in basketball, baseball and track...A 3-time All-State selection in baseball...State qualifier in track as a senior.

HILL'S NFL TOTALS

PASSING

Year.....	GP/GS	Att.	Comp.	Pct.	Yards	Yds/Att	TD	INT	LG	Sk/Yds	Rating
2005 (Min).....	1/0	0	0	0.0	0	0.0	0	0	0	0/0	0.0
2007 (SF).....	3/2	79	54	68.4	501	6.3	5	1	26	6/31	101.1
2008 (SF).....	9/8	288	181	62.8	2,046	7.1	13	8	48t	23/148	87.5
2009 (SF).....	6/6	155	87	56.1	843	6.1	5	2	61	18/107	79.6
2010 (Det).....	11/10	416	257	61.8	2,686	6.5	16	12	75t	17/113	81.3
2011 (Det).....	2/0	3	2	66.7	33	11.0	0	0	28	0/0	103.5
2012 (Det).....	1/0	13	10	76.9	172	13.2	2	0	46t	0/0	157.9
2013 (Det).....	1/0	0	0	0.0	0	0.0	0	0	0	0/0	0.0
2014 (StL).....	2/1	9/8	229	145	1,657	7.2	8	7	63t	18/116	83.9
Totals.....	43/34	1,183	736	62.2	8,038	6.8	49	30	75t	82/515	85.5

Record as Starter (regular/playoffs): 16-18; 2-0 in 2007, 5-3 in 2008, 3-3 in 2009, 3-7 in 2010, 3-5 in 2014

RUSHING

Year.....	Att.	Yards	Avg.	LG	TD
2005 (Min).....	2	-2	-1.0	-1	0
2007 (SF).....	12	14	1.2	12	1
2008 (SF).....	24	115	4.8	24	2
2009 (SF).....	8	70	8.8	22	0
2010 (Det).....	22	123	5.6	40	0
2011 (Det).....	1	-1	-1.0	-1	0
2012 (Det).....	1	-1	-1.0	-1	0
2013 (Det).....	2	-2	-1.0	-1	0
2014.....	9	10	1.1	9	1
Totals.....	81	326	4.0	40	4

SINGLE-GAME CAREER HIGHS

Attempts..... 54..... @ Green Bay, 10/3/10
 Completions..... 34..... @ Green Bay, 10/3/10
 Passing Yards..... 335..... vs. Philadelphia, 9/19/10
 Long Pass..... 75t..... vs. Philadelphia, 9/19/10
 Highest QB Rating..... 142.3..... vs. St. Louis, 11/16/08
 Passing TDs..... 3..... vs. St. Louis, 10/10/10
 Interceptions..... 2..... @ St. Louis, 12/21/08
 Rushing Attempts..... 6..... vs. Tampa Bay, 12/23/07
 Rushing Yards..... 53..... vs. Atlanta, 10/11/09; @ Green Bay, 10/3/10
 Long Rush..... 40..... @ Green Bay, 10/3/10
 Rushing TDs..... 1..... 4 times, last vs. Oakland, 11/30/14

HILL'S TOUCHDOWNS

GAME

Play

vs. Minnesota, 12/9/07	5 pass to A. Battle
vs. Cincinnati, 12/15/07	17 pass to V. Davis, 3 run
vs. Tampa Bay, 12/23/07	21 pass to D. Jackson, 5 pass to V. Davis, 23 pass to Gore
vs. Seattle, 10/26/08	2 pass to J. Hill
@ Arizona, 11/10/08	31 pass to J. Morgan, 18 pass to V. Davis
vs. St. Louis, 11/16/08	2 pass to V. Davis, 2 pass to B. Johnson, 1 run
@ Dallas, 11/23/08	18 pass to I. Bruce, 9 pass to D. Foster
@ Buffalo, 11/30/08	12 pass to I. Bruce
vs. New York Jets, 12/7/08	4 pass to F. Gore, 3 pass to B. Johnson
@ St. Louis, 12/21/08	3 pass to I. Bruce, 48 pass to J. Morgan
vs. Washington, 12/28/08	2 run
@ Arizona, 9/13/09	3 pass to F. Gore
@ Minnesota, 9/27/09	5 pass to V. Davis, 20 pass to V. Davis
vs. St. Louis, 10/4/09	13 pass to V. Davis, 24 pass to J. Morgan
vs. Philadelphia, 9/19/10	75 pass to J. Best, 19 pass to C. Johnson
@ Minnesota, 9/26/10	5 pass to T. Scheffler
@ Green Bay, 10/3/10	23 pass to C. Johnson, 21 pass to C. Johnson
vs. St. Louis, 10/10/10	1 pass to C. Johnson, 3 pass to B. Pettigrew, 26 pass to N. Burleson
@ New York Giants, 10/17/10	14 pass to N. Burleson
@ Buffalo, 11/14/10	20 pass to C. Johnson
@ Dallas, 11/21/10	9 pass to N. Burleson, 14 pass to C. Johnson
vs. New England, 11/25/10	19 pass to C. Johnson
@ Miami, 12/26/10	20 pass to B. Pettigrew, 53 pass to J. Best
vs. Minnesota, 1/2/11	7 pass to N. Burleson
@ Tennessee, 9/23/12	3 pass to C. Johnson, 46 pass to T. Young
vs. Denver, 11/16/14	63 pass to K. Britt
@ San Diego, 11/23/14	7 pass to S. Bailey
vs. Oakland, 11/30/14	35 pass to T. Mason, 4 pass to C. Harkey, 2 run
@ Washington, 12/7/14	35 pass to J. Cook, 1 pass to J. Cook
vs. New York Giants, 12/21/14	23 pass to L. Kendricks, 47 pass to C. Givens
Total	53 (49 passing, 4 rushing)

HILL'S CAREER GAME-BY-GAME (* starts; scores for games started only; games with 100+ passer rating in bold)

2005 MINNESOTA	Att.	Comp.	Yards	Pct.	TD	INT	Lg	Sk/Yds	Rating	Rush	Yds	TD	Score
1/2/06...@ Chicago	0	0	0	0.0	0	0	0	0/0	0.0	2	-2	0	
Totals	0	0	0	0.0	0	0	0	0/0	0.0	2	-2	0	
2007 SAN FRANCISCO	Att.	Comp.	Yards	Pct.	TD	INT	Lg	Sk/Yds	Rating	Rush	Yds	TD	Score
12/9..... Minnesota*	27	22	181	81.5	1	0	26	2/8	106.9	1	3	0	
12/15.... Cincinnati*	28	21	197	75.0	1	0	19	2/16	105.8	5	12	1	W 20-13
12/22.... Tampa Bay*	24	11	123	45.8	3	1	23t	2/7	83.9	6	-1	0	W 21-19
Totals	79	54	501	68.4	5	1	26	6/31	101.3	12	14	1	
2008 SAN FRANCISCO	Att.	Comp.	Yards	Pct.	TD	INT	Lg	Sk/Yds	Rating	Rush	Yds	TD	Score
10/26.... Seattle	23	15	173	65.2	1	0	33	2/11	102.3	2	20	0	
11/10....@ Arizona*	40	19	217	47.5	2	2	31t	0/0	60.1	2	12	0	L 24-29
11/16.... St. Louis*	20	15	213	75.0	2	0	42	2/14	142.3	3	5	1	W 35-16
11/23....@ Dallas*	33	21	303	63.6	2	1	47	4/25	100.9	1	0	0	L 35-22
11/30....@ Buffalo*	23	14	161	60.9	1	0	20	3/28	96.5	4	0	0	W 10-3
12/7..... NY Jets*	39	28	285	71.8	2	1	31	2/10	98.8	1	8	0	W 24-14
12/14....@ Miami*	46	30	233	65.2	0	0	20	5/27	77.5	3	17	0	L 9-14
12/21....@ St. Louis*	34	18	216	52.9	2	3	48t	4/26	52.9	4	45	0	W 17-16
12/28.... Washington*	30	21	245	70.0	1	1	29	1/7	91.7	4	8	1	W 27-24
Totals	288	181	2,046	62.8	13	8	48t	23/148	87.5	24	115	2	
2009 SAN FRANCISCO	Att.	Comp.	Yards	Pct.	TD	INT	Lg	Sk/Yds	Rating	Rush	Yds	TD	Score
9/13....@ Arizona*	31	18	209	58.1	1	0	50	4/27	89.3	0	0	0	W 20-16
9/20....vs. Seattle*	26	19	144	73.1	0	0	17	4/21	86.1	1	17	0	W 23-10
9/27....@ Minnesota*	25	15	195	60.0	2	1	31	1/7	94.6	0	0	0	L 24-27
10/4....vs. St. Louis*	24	14	152	58.3	2	0	24t	4/20	104.9	2	-2	0	W 35-0
10/11....vs. Atlanta*	38	15	198	39.5	0	1	61	3/19	45.7	4	53	0	L 10-45
10/25....@ Houston*	11	6	45	54.5	0	0	18	2/13	64.6	1	2	0	L 21-24
Totals	155	87	943	56.1	5	2	61	18/107	79.6	8	70	0	

2010 DETROIT	Att.	Comp.	Yards	Pct.	TD	INT	Lg	Sk/Yds	Rating	Rush	Yds	TD	Score
9/12.....@ Chicago	19	9	88	47.4	0	1	24	1/9	38.9	3	-4	0	
9/19.....Philadelphia*	45	25	335	55.6	2	2	75t	2/6	75.7	3	16	0	L 32-35
9/26.....@ Minnesota*	43	29	237	67.4	1	2	24	1/5	69.6	2	4	0	L 10-24
10/3.....@ Green Bay*	54	34	331	63.0	2	2	25	3/23	77.0	4	53	0	L 26-28
10/10....vs. St. Louis*	32	21	227	65.6	3	0	29	1/5	117.6	2	9	0	W 44-6
10/17.....@ NY Giants*	15	9	91	60.0	1	0	22	0/0	99.6	0	0	0	L 20-28
11/14.....@ Buffalo*	50	29	323	58.0	1	1	29	1/9	75.7	1	1	0	L 12-14
11/21.....@ Dallas*	47	32	289	68.1	2	1	58	3/26	89.8	0	0	0	L 19-35
11/25.....vs. New England*	46	27	285	58.7	1	2	34	2/8	65.9	4	23	0	L 24-45
12/26....@ Miami*	26	14	222	53.8	2	0	53t	2/14	108.2	1	10	0	W 34-27
1/2/11.....Minnesota*	39	28	258	71.8	1	1	33	1/8	87.3	2	11	0	W 20-13
Totals	416	257	2,686	61.8	16	12	75t	17/113	81.3	22	123	0	

2011 DETROIT	Att.	Comp.	Yards	Pct.	TD	INT	Lg	Sk/Yds	Rating	Rush	Yds	TD	Score
9/18.....Kansas City	1	1	28	100.0	0	0	28	0/0	118.8	0	0	0	
10/30.....@ Denver	2	1	5	50.0	0	0	5	0/0	56.3	1	-1	0	
Totals	3	2	33	66.7	0	0	28	0/0	103.5	1	-1	0	

2012 DETROIT	Att.	Comp.	Yards	Pct.	TD	INT	Lg	Sk/Yds	Rating	Rush	Yds	TD	Score
9/23.....@ Tennessee	13	10	170	76.9	2	0	46t	0/0	157.9	1	-1	0	
Totals	13	10	170	76.9	2	0	46t	0/0	157.9	1	-1	0	

2013 DETROIT	Att.	Comp.	Yards	Pct.	TD	INT	Lg	Sk/Yds	Rating	Rush	Yds	TD	Score
11/28.....vs. Green Bay	0	0	0	0.0	0	0	0	0/0	0.0	2	-2	0	
Totals	0	0	0	0.0	0	0	0	0/0	0.0	2	-2	0	

2014 ST. LOUIS	Att.	Comp.	Yards	Pct.	TD	INT	Lg	Sk/Yds	Rating	Rush	Yds	TD	Score
9/7.....Minnesota*	13	8	81	61.5	0	1	23	1/6	47.3	1	-1	0	L 6-34
11/2.....@ San Francisco	0	0	0	0.0	0	0	0	0/0	0.0	0	0	0	
11/16....vs. Denver*	29	20	220	69.0	1	0	63t	3/14	102.7	0	0	0	W 22-7
11/23.....@ San Diego*	35	18	198	51.4	1	2	27	1/7	54.2	1	0	0	L 24-27
11/30....vs. Oakland*	22	13	183	59.1	2	0	35t	1/7	116.3	2	1	1	W 52-0
12/7.....@ Washington*	22	16	213	72.7	2	0	41	4/15	133.3	2	-1	0	W 24-0
12/11.....vs. Arizona*	39	20	229	51.3	0	1	38	2/18	58.6	3	11	0	L 6-12
12/21....vs. NY Giants*	32	24	290	75.0	2	1	47t	2/9	110.2	1	0	0	L 27-37
12/28.....@ Seattle*	37	26	243	70.3	0	2	20	4/40	65.5	0	0	0	L 6-20
Totals	229	145	1,657	63.3	8	7	63t	18/116	83.9	10	10	1	

SWEET HOME MINNESOTA

Shaun Hill returns to the Vikings in 2015 for his 14th NFL season, the opening 4 of which he spent with Minnesota. A rookie free agent in 2002, Hill served as a backup during his Vikings tenure before moving on to San Francisco, Detroit and St. Louis where he served as a starter for 34 games combined. Hill was allocated to Amsterdam of NFL Europa for the 2003 season to hone his skills and thrived when given the opportunity to start. In 2015, Hill will serve as the backup to 2nd-year QB Teddy Bridgewater and his familiarity with Norv Turner's system will help Bridgewater's development.

While he went undrafted out of college, Hill's ability to adjust to systems and his work ethic have helped him outlast nearly all of the QBs that were drafted in 2002.

QB'S DRAFTED IN 2002

PLAYER, TEAM	TEAM, ROUND, SELECTION
David Carr, Fresno State	Houston, 1, #1
Joey Harrington, Oregon	Detroit, 1, #3
Patrick Ramsey, Tulane	Washington, 1, #32
Josh McCown, Sam Houston State	Arizona, 3, #81
David Garrard, East Carolina	Jacksonville, 4, #108
Randy Fasani, Stanford	Carolina, 5, #137
Kurt Kittner, Illinois	Atlanta, 5, #158
Brandon Doman, Brigham Young	San Francisco, 5, #163
Craig Nall, Northwestern State	Green Bay, 5, #164
J.T. O'Sullivan, California-Davis	New Orleans, 6, #186
Seth Burford, Cal Poly-SLO	San Diego, 7, #216
Jeff Kelly, Southern Mississippi	Seattle, 7, #232
Ronald Curry, North Carolina	Oakland, 7, #235
Wes Pate, Stephen F. Austin	Baltimore, 7, #236





GERALD HODGES #50

POSITION: LINEBACKER
HEIGHT/WEIGHT: 6-2/236
DOB: 1-17-91
HOMETOWN: PAULSBORO, NJ

COLLEGE: PENN STATE
ACQUIRED: D4 (#120) '13
NFL SEASON: 3
VIKINGS SEASON: 3

2014 GP/GS	Career GP/GS	Playoffs GP/GS
14/7	25/7	0/0

• Scored fastest defensive TD in Vikings history when he returned an INT for a TD 12 seconds into win vs. NY Jets (12/7/14).

• Made all 7 of his career starts during the 2014 season.

OFF THE FIELD Has completed coursework for a degree in rehabilitation...Aspires to a career in teaching or counseling following his football career...Joins fellow LB from PSU Michael Mauti in the 9-member Vikings 2013 Draft class.

PRO Saw 1st major game action on defense, starting 7 games in 2014...Appeared in 11 games, mainly on special teams, during his rookie season...1 of 10 rookies to see action for the Vikings in 2013.

2014 Made a significant impact on the Vikings defense, the most improved in the NFL, during the 2014 season...Started the 1st game of his career vs. Atlanta (9/28), opening 7 total contests on the campaign...Started 3 games at WLB in place of injured Chad Greenway- vs. Atlanta, at Green Bay, vs. Detroit and started final 4 games of season at SLB in place of injured Anthony Barr- vs. NY Jets, at Detroit, at Miami and vs. Chicago... Intercepted a pass on the 1st play from scrimmage vs. NY Jets and returned it 27 yards for a TD, the fastest defensive score in Vikings history (12 seconds)...Had a strong finish to the 2014 campaign, leading the team with 38 total tackles during the month of December...Ended his 2nd NFL year with a career-best 11 tackles and sharing the 1st sack of his career with Linnal Joseph in the season finale victory vs. Chicago (12/28).

2013 Played primarily as a special teamer in 11 games, including the last 10 games, in his rookie season...Recorded multiple special teams tackles in 3 games (at Dallas, at Green Bay and at Baltimore)...Had 9 total special teams tackles (6 solo).

COLLEGE Started 26 of the 44 games he played at PSU... Earned 2nd-Team All-Big Ten honors as a senior by conference coaches and media as senior...Tabbed as 1st-Team All-Big Ten honoree by coaches and 2nd-Team honoree by media as a junior...Selected Big Ten Defensive Player of the Week 3 times

HODGES' NFL TOTALS

Year.....GP/GS	Tackles				Sacks	INTs	PBU	TFL	QBH	FF/FR	Special Teams
	Solo	Asst.	Total								
2013 (Min).....11/0	0	0	0	0.0	0	0	0.0	0	0	0/0	9
2014 (Min).....14/7	53	20	73	0.5	1	7	4.0	3	0/0		3
Totals.....25/7	53	20	73	0.5	1	7	4.0	3	0/0		12

SINGLE-GAME CAREER HIGHS

Special Teams Tackles2..... 3x, last at St. Louis, 9/7/14
 Tackles.....11..... vs. Chicago, 12/28/14
 Solo Tackles..... 8..... @ Detroit, 12/14/14
 Sack 0.5..... vs. Chicago, 12/28/14
 Interception 1..... vs. New York Jets, 12/7/14
 Long INT Return 27t..... vs. New York Jets, 12/7/14
 QB Hurries2..... vs. Atlanta, 12/28/14

in his career, twice as a junior and once as a senior...Became only 11th player in Nittany Lions history to lead the team in tackles in consecutive seasons...Ended career with 249 tackles, posting only 34 in his opening 2 seasons...Played in 2013 East-West Shrine Game following senior season...Took home Big Ten Defensive Player of the Week recognition in consecutive weeks as a junior against Northwestern and Illinois...Set career-high with 14 tackles as a junior at Northwestern along with snaring his 1st career INT and returning it 63 yards...Started 1st career game as a sophomore vs. Indiana...Saw time in each game as a freshman in 2009, 1 of 8 true freshmen to get game action... Freshman career at SS but moved to LB following a series of injuries that depleted the unit.

PREP Was twice named All-South Jersey and All-Conference at Paulsboro, NJ High...Standout QB, S and return man...Was a 3-year starter at QB...Ended prep career ranked the #4 OLB in the nation by Scout.com...Helped team to South Jersey Group I title as a junior and senior...Captained wrestling and track teams...Ended junior wrestling season with 40-1 record and ranked 3rd in state.

TURNOVER TO TOUCHDOWN

Vikings LB Gerald Hodges set a Vikings defensive record and tied a franchise mark by scoring a TD with only 12 seconds expired in a game. Hodges picked off NY Jets QB Geno Smith on the 1st play from scrimmage on 12/7/14 at TCF Bank Stadium and returned the INT 27 yards for the opening score of the game. The Vikings ended up going into overtime to get the win, setting another team record with the longest game-winning pass play in OT.

FASTEST SCORES IN VIKINGS HISTORY

PLAY	ELAPSED TIME
Gerald Hodges, vs. NY Jets (12/7/14), 27t INT return	0:12
Percy Harvin, at Detroit (9/30/12), 105t KOR	0:12
Cordarrelle Patterson, vs. Green Bay (10/27/13), 109t KR	0:13
Cordarrelle Patterson, at Chicago (9/15/13), 105t KR	0:13
Napolean Harris, at Jacksonville (11/23/08), 27t FR	0:13
Travis Taylor, vs. New Orleans (9/25/05), 24t pass	0:13

HODGES' SACK

GAMEQB **SACKS**
 vs. Chicago, 12/28/14..... Jay Cutler.....0.5

HODGES' INTERCEPTION

GAMEQB **INT**
 vs. NY Jets, 12/7/14..... Geno Smith.....1 (27t)

HODGES' TOUCHDOWN

GAME **PLAY**
 vs. NY Jets, 12/7/14.....27 INT Return



CHARLES JOHNSON #12

POSITION: WIDE RECEIVER
HEIGHT/WEIGHT: 6-2/217
DOB: 2-27-89
HOMETOWN: ERLANGER, KY

COLLEGE: GRAND VALLEY STATE
ACQUIRED: PS (CLE) '14
NFL SEASON: 3
VIKINGS SEASON: 2

2014 GP/GS	Career GP/GS	Playoffs GP/GS
11/6	11/6 (PS-GB,CLE; 11/6-MIN)	0/0

- Played part of 2013 season under Offensive Coordinator Norv Turner and Quarterbacks Coach Scott Turner in Cleveland.
- Emerged late in the season for the Vikings in 2014, leading primary receivers with 15.3 yards per catch.
- Had 1st career 100-yard game in the OT victory vs. NY Jets (12/7/14).

OFF THE FIELD

Earned degree in biology in December 2012... Active with youth outreach programs...Aspires to a coaching career after his playing days are over...Brother played WR at Kentucky...Enjoys traveling in his free time and is trying to learn guitar.

PRO

Led the Vikings WRs with a 15.3 yard per catch average during the 2014 season...Caught his 1st career TD pass on a 22-yard pass from rookie QB Teddy Bridgewater against the team that drafted him - vs. Green Bay (11/23/14)...Originally drafted by the Green Bay Packers in the 7th round (#216 overall) in the 2013 NFL Draft...Went through training camp and the preseason with the Packers before being signed to their practice squad on 9/2/13...Signed to the Cleveland Browns active roster 10/12/13...Placed on Cleveland's reserve/non-football injury list on 10/16/13...Spent the 2014 preseason with Cleveland before being signed to the Vikings active roster on 9/20/14.

2014 Had breakout 1st season on the field after spending the entire 2013 season on practice squads (Green Bay and Cleveland) and reserve/non-football injury list (Cleveland)...

JOHNSON'S NFL TOTALS

Year	GP/GS	No.	RECEIVING			Lg	TD
			Yds.	Avg.	56t		
2014 (Min)	11/6	31	475	15.3	56t	2	
Total	11/6	31	475	15.3	56t	2	

SINGLE-GAME CAREER HIGHS

Receptions..... 6..... vs. Chicago, 11/16/14
 Receiving Yards103..... vs. NY Jets, 12/7/14
 Long Reception 56t..... vs. NY Jets, 12/7/14
 Touchdown1..... vs. Green Bay, 11/23/14; vs. NY Jets, 12/7/14

JOHNSON'S CAREER GAME-BY-GAME (*-starts)

2014	MINNESOTA	No.	Yards	Avg.	Long	TD
9/7	@ St. Louis	NOT WITH TEAM			
9/14	vs. New England	NOT WITH TEAM			
9/21	@ New Orleans	INACTIVE			
9/28	vs. Atlanta	INACTIVE			
10/2	@ Green Bay1	7	7.0	7	0
10/12	vs. Detroit2	22	11.0	15	0
10/19	@ Buffalo	INACTIVE			
10/26	@ Tampa Bay2	18	9.0	12	0
11/2	vs. Washington1	13	13.0	13	0
11/16	@ Chicago6	87	14.5	24	0
11/23	vs. Green Bay*3	52	17.3	22	1
11/30	vs. Carolina*2	41	20.5	24	0
12/7	vs. NY Jets*4	103	25.8	56t	1
12/14	@ Detroit*5	72	14.4	40	0
12/21	@ Miami*3	38	12.7	25	0
12/28	vs. Chicago*2	22	11.0	18	0
Totals	GP/GS: 11/631	475	15.3	56t	2

Signed by the Vikings to the 53-man roster off Cleveland's practice squad on 9/20 and was inactive on game day for opening 2 contests...Appeared in 1st career NFL game against the team that drafted him at Green Bay (10/2)...Started 6 games, appearing in 11 during 1st season seeing the field...Caught 1st career TD in 1st start vs. Green Bay (11/23)...Had lone career 100-yard game in Vikings OT victory vs. NY Jets (12/7), ending day with 103 yards on 4 catches with a career-long 56-yard TD from Bridgewater.

2013 Drafted in the 7th round of the 2013 NFL Draft by the Green Bay Packers...Spent the preseason with the Packers before being signed to the practice squad on 9/2/13...Signed to Cleveland's 53-man roster on 10/12/13 4 days before being placed on reserve/non-football injury.

COLLEGE Earned 2nd-Team All-American honors in his 2nd and final season at Grand Valley State (MI)...Caught 128 passes for 2,229 yards and 31 TDs during time at Grand Valley State...Spent 2007 season at Eastern Kentucky...Spent a season playing at Cantelope Valley College (2008) before sitting out of football in 2009.

PREP Attended Lloyd Memorial High in Elsmere, KY... Standout in 3 sports- football, basketball and track...Earned All-State honors in football...Placed 3rd and 4th, respectively, at state track meet as a senior in the 200m and 100m sprints.

JOHNSON'S TOUCHDOWNS

Game **Play**
 vs. Green Bay, 11/23/14 22 pass from Bridgewater
 vs. NY Jets, 12/7/14 56 pass from Bridgewater

JOHNSON'S 100 YARD GAMES

Game **Yds/Rec/TD**
 vs. NY Jets, 12/7/14 103/4/1



TOM JOHNSON #92

POSITION: DEFENSIVE TACKLE
HEIGHT/WEIGHT: 6-3/288
DOB: 8-30-84
HOMETOWN: MOSS POINT, MS

COLLEGE: SOUTHERN MISS
ACQUIRED: FA '14
NFL SEASON: 5
VIKINGS SEASON: 2

2014 GP/GS	Career GP/GS	Playoffs GP/GS
16/2	56/2 (40/0-NO, 16/2-MIN)	4/0-NO

• Played in NFL Europa, Arena Football League and Canadian Football League before landing a roster spot in 2011 with New Orleans, 5 seasons after his rookie season in 2006.

• Made 1st career start with Minnesota in 2014 and played in all 16 games of a season for 1st time in his career.

• Ranked 5th among NFC DTs with 6.5 sacks on the 2014 season, his career-high in sacks for his career.

OFF THE FIELD Majored in coaching and sport administration...Aspires to a career in real estate when his football playing days are over...Has started a non-profit in his hometown of Moss Point, MS that promotes youth education...Has a daughter, Autumn Celeste Johnson...Father works as an electrician in the local shipyards in Mississippi.

PRO Re-signed with the Vikings during the 2015 offseason...Signed with the Vikings as a free agent in 2014 and had a career year recording 6.5 sacks after entering the season with 5.0 sacks in 40 career games...Career took a winding path before finally earning a roster spot with New Orleans, playing in NFL Europa, the Arena Football League and Canadian Football League from 2007-10...Notched his 1st NFL sack against the Vikings in 2011.

2014 Had a breakout season as a reserve with the Vikings after signing as a free agent with the club during the 2014 offseason...Had streak of 4 straight weeks with at least 0.5 sack in a game- vs. Detroit (10/12), at Buffalo (10/19), at Tampa Bay (10/26) and vs. Washington (11/2)...Ranked 5th in NFC for sacks by a DT with 6.5...Started 1st career game against his old teammates at New Orleans (9/21) and later started at Detroit (12/14)...Recorded 6.5 sacks in 16 appearances after entering the season with 5.0 sacks in 40 career games in his 1st 3 seasons...Played a key role in the transformation of the Vikings defense, the most improved defense in the NFL in 2014...Started the season with a strip-sack and 2 tackles in opener at St. Louis (9/7)...Notched career-high 5 tackles vs. Carolina (11/30).

2013 Played in 12 games as Saints went 11-5 and earned Wild Card berth in the playoffs...Saw action in Wild Card Playoff win at Philadelphia (1/4/14) and Divisional Game loss to eventual Super Bowl champions Seattle (1/11/14)...Had season-high 4 tackles at Seattle (12/4)...Had a pair of games with a sack- at New England (10/13) and vs. Dallas (11/10).

INTERIOR DESIGN

Vikings DT Tom Johnson made the most of his debut season with the Vikings. He played in all 16 games for the 1st time in his career and made his opening 2 starts of his career. The veteran DT notched a career-best 6.5 sacks on the season, including a 4-game streak with a sack. Johnson re-signed with Minnesota in 2015 as a free agent. Johnson originally signed with Indianapolis as a rookie free agent in 2006 and kept pursuing his dream across the globe until landing a roster spot in 2011 with New Orleans.

2014 NFC SACKS BY DTs

PLAYER, TEAM	SACKS
Aaron Donald, St. Louis.....	9.0
Gerald McCoy, Tampa Bay.....	8.5
Ndamukong Suh, Detroit.....	8.5
Jonathan Hankins, NY Giants.....	7.0
Tom Johnson, Minnesota.....	6.5
Jeremiah Ratliff, Dallas.....	6.5

2012 Had career-high 33 tackles during the season and 2.0 sacks...Had season-high 4 tackles vs. Carolina (12/30)...Notched sacks at Oakland (11/18) and at Dallas (12/23).

2011 Made debut on an NFL regular-season roster for Saints club that went 13-3 and advanced to the NFC Divisional Playoffs...Played in both New Orleans playoff games, a win over Detroit in Wild Card round and loss at San Francisco in Divisional Round...Posted 1st career sack when he caught Christian Ponder at Minnesota (12/18).

2010 Played for Calgary in CFL...Helped Stampede go 13-5 in regular season before losing in West Final to Saskatchewan...Had 4.0 sacks and 39 tackles.

2009 Saw action in 6 games for Calgary in his CFL debut season, starting all 6 games...Notched 3.0 sacks and 13 tackles...Club advanced to West Final before losing to Saskatchewan.

2008 Played in the Arena Football League with Philadelphia Soul and Grand Rapids Rampage.

2007 Allocated by Colts to NFL Europa's Cologne Centurions...Notched 2.5 sacks...Returned to the United States to go to training camp with Colts...Released on 8/28 in roster cutdown.

2006 Joined Colts as a rookie free agent on 5/9 and waived following preseason on 9/3...Was out of football for rest of 2006 season.

COLLEGE Played final 2 seasons with 12 starts at Southern Miss after transferring from Gulf Coast CC...Named 2nd-Team All-Conference USA as a senior at Southern Miss...Helped Golden Eagles to consecutive 7-5 seasons in 2004 and 2005, capping each season with victory in New Orleans Bowl, over North Texas and Arkansas State respectively...In 1st career game with Southern Miss, helped upset Nebraska in Lincoln 21-17 in 2004 season opener...Notched 54 tackles as a senior...Earned 2nd-Team NJCAA All-America honors in 2003 at Gulf Coast CC and was team's Defensive Line MVP both seasons

PREP Helped Moss Point (MS) High to Class 5A state title in 2000...Played football as a junior and senior, earning All-State and All-Coast honors as a senior...Invited to play in Mississippi state all-star game...Did not play football until junior year of high school.



Vikings players, including Tom Johnson, alumni and administrators gathered with elected representatives, school and community leaders in May for the presentation of a \$100,000 grant for Pete Guzy Field at Thomas Edison High School in Northeast Minneapolis.

JOHNSON'S NFL TOTALS

Year.....	GP/GS	Tackles			Sacks	INTs	PBU	TFL	QBH	FF/FR
		Solo	Asst.	Total						
2011 (NO)	13/0	11	14	25	1.0	0	1	--	--	1/0
Playoffs	2/0	0	1	1	0.0	0	0	--	--	0/0
2012 (NO)	15/0	21	12	33	2.0	0	0	--	--	0/0
2013 (NO)	12/0	6	9	15	2.0	0	0	--	--	0/0
Playoffs	2/0	0	1	1	0.0	0	0	--	--	0/0
2014 (Min)	16/2	21	11	32	6.5	0	0	8.0	30	1/0
Totals	56/2	59	46	105	11.5	0	2	--	--	2/0
Playoffs	4/0	0	2	2	0.0	0	0	--	--	0/0

SINGLE-GAME CAREER HIGHS

Tackles	5	vs. Carolina, 11/30/14
Solo Tackles	3	at Miami, 12/21/14
Sacks	1.0	11 times, last at Miami, 12/21/14
Forced Fumble	1	2 times, last at St. Louis, 9/7/14

JOHNSON'S SACKS

GAME	QB	SACK
@ Minnesota, 12/18/11	Christian Ponder	1.0
@ Oakland, 11/18/12	Carson Palmer	1.0
@ Dallas, 12/23/12	Tony Romo	1.0
@ New England, 10/13/13	Tom Brady	1.0
vs. Dallas, 11/10/13	Tony Romo	1.0
@ St. Louis, 9/7/14	Shaun Hill	1.0
vs. New England, 9/14/14	Tom Brady	1.0
vs. Detroit, 10/12/14	Matthew Stafford	1.0
@ Buffalo, 10/19/14	Kyle Orton	1.0
@ Tampa Bay, 10/26/14	Mike Glennon	1.0
vs. Washington, 11/2/14	Robert Griffin III	0.5
@ Miami, 12/21/14	Ryan Tannehill	1.0
Total		11.5



LINVAL JOSEPH #98

POSITION: DEFENSIVE TACKLE
HEIGHT/WEIGHT: 6-4/329
DOB: 10-10-88
HOMETOWN: GAINESVILLE, FL

COLLEGE: EAST CAROLINA
ACQUIRED: FA '14
NFL SEASON: 6
VIKINGS SEASON: 2

2014 GP/GS	Career GP/GS	Playoffs GP/GS
16/16	69/62 (53/46-NYG; 16/16-MIN)	4/4-NYG

- Veteran DT earned Super Bowl XLVI title as a starter with NY Giants in win over New England following 2011 season.
- Joined Vikings as club's 1st UFA signing of 2014 free agency period under Head Coach Mike Zimmer
- Was born in the Virgin Islands and moved with his family to Florida when he was 10 years old.

OFF THE FIELD Born in the Virgin Islands and moved to the U.S. at age 10, settling with his family in Florida...Visited his home islands with Vikings defensive lineman Sharrif Floyd... Floyd and Joseph have become friends as Joseph grew up in Gainesville, FL where Floyd attended UF...Majored in communications at ECU...Has a Maltese-Yorkie cross named Lucky... Was a state-champion weightlifter as a junior in high school... Had his #76 retired at Sante Fe HS during the 2015 offseason.

PRO Signed with the Vikings as an unrestricted free agent in 2014...Starter on Giants run to Super Bowl XLVI after the 2011 season when the team went from a 9-7 regular season to the Super Bowl win, including road wins in the NFC Divisional Round (at Green Bay) and NFC Championship Game (at San Francisco)...Durable player with 62 starts in 69 career games and has missed only 1 game from 2011-14...Originally selected in 2nd Round (#46) by Giants in 2010.

2014 1 of 3 new starters along the Vikings defensive line in

2014...Started all 16 games after signing with the club as an unrestricted free agent during the offseason...Finished 2nd along the defensive line with 73 tackles, trailing only Everson Griffen (75)...Made his Vikings debut, which included 6 tackles, 1 TFL, 1.0 sack and 4 QB hurries, in the season opening win at St. Louis (9/7)...Helped the Vikings defense become the NFL's most improved in 2014, allowing 7.1 less offensive points per game than in 2013...1 of 8 new defensive starters for the Vikings in 2014.

2013 Started 15 games...Part of NYG defense that ranked #12 in the NFL in total defense...Posted career-high 10 tackles at Carolina (9/22)...Notched 7 tackles and a sack against eventual Super Bowl champion vs. Seattle (12/15)...Missed 1 game with injury, inactive vs. Philadelphia (10/6)...Notched sack in a game at Philadelphia (10/27) when he caught Matt Barkley...Shared sack on Cowboys' Tony Romo at Dallas (9/8).

2012 Started all 16 games for 1st time in career...Ranked 5th on team with 72 tackles...Notched career-high 4.0 sacks... Posted career-best 2.0 sacks at Dallas (10/28)...Had FF and FR vs. Washington (10/21).

2011 Moved into full-time starter role with 15 starts and played in 16 games...Opened all 4 playoff games en route to Super Bowl XLVI title...Had career-high 9 solo tackles vs. Green Bay (12/4)...Had a tackle and tackle for loss in Super Bowl... Had 3 tackles each in opening 3 playoff games of run to the title...Notched 1st career sack on Dolphins QB Matt Moore vs. Miami (10/30/11).

2010 Saw time in 6 games as a rookie, inactive for 10...Had season-best 5 solo stops at Green Bay (12/26)...Played in 1st NFL game vs. Chicago (10/3).

COLLEGE Started 27 of his 41 career games at ECU, opening 9 at NT and 18 at RDE...Earned 1st-Team All-Conference USA as a senior in 2009...Earned Honorable Mention All-Conference USA as a junior...Scored a rushing TD in 2009 for the Pirates on a 1-yard carry.

PREP Twice named Class AAA All-State and lettered 4 times in football...Earned state title in weightlifting as a junior...Competed in shot put and discus as team advanced to state meet...Holds the school record in the shot put and discus.



Linval Joseph pictured at his jersey number retirement at Sante Fe High School in Gainesville, Florida.

JOSEPH'S NFL TOTALS

Year.....GP/GS	Tackles		Sacks	INTs	PBU	TFL	QBH	FF/FR
	Solo	Asst.						
2010 (NYG).....6/05	8	3	11	0.0	0	--	--	0/0
2011 (NYG).....16/15	34	15	49	2.0	0	3	--	0/0
<i>Playoffs</i>4/4	6	5	11	0.0	0	--	--	0/0
2012 (NYG).....16/16	39	33	72	4.0	0	--	--	1/2
2013 (NYG).....15/15	51	24	75	3.0	0	--	--	1/1
2014 (Min).....16/16	44	29	73	3.0	0	1	7.0	27
Totals 69/62	176	104	280	12.0	0	4	--	--
<i>Playoffs</i>4/4	6	5	11	0.0	0	--	--	0/0

SINGLE-GAME CAREER HIGHS

Tackles.....10	@ Carolina, 9/22/13
Solo Tackles.....9	vs. Green Bay, 12/4/11
Sacks2.0	@ Dallas, 10/28/12
Forced Fumble.....1	vs. Washington, 10/21/12; @ Dallas, 9/9/13
Fumble Recovery.....1	vs. Washington, 10/21/12; vs. N.O., 12/9/12; vs. Washington, 12/29/13

JOSEPH'S SACKS


GAME	QB	SACK
vs. Miami, 10/30/11	Matt Moore	1.0
@ San Francisco, 11/13/11	Alex Smith	1.0
vs. Dallas, 9/5/12	Tony Romo	1.0
@ San Francisco, 10/14/12	Alex Smith	1.0
@ Dallas, 10/28/12	Tony Romo	2.0
@ Dallas, 9/8/13	Tony Romo	0.5
@ Philadelphia, 10/27/13	Matt Barkley	1.0
vs. Dallas, 11/24/13	Tony Romo	0.5
vs. Seattle, 12/15/13	Russell Wilson	1.0
@ St. Louis, 9/7/14	Austin Davis	1.0
vs. Detroit, 10/12/14	Matthew Stafford	0.5
@ Buffalo, 10/19/14	Kyle Orton	1.0
vs. Chicago, 12/28/14	Jay Cutler	0.5
Total		12.0


VIKINGS HAVE PLAYED WHERE GOPHERS ROAM BEFORE

The Vikings will share a home field for 2015 with the University of Minnesota Golden Gophers. The Vikings played a game there recently, hosting Chicago in the 2010 home finale following the weather-related collapse of the Metrodome roof.

But, the Vikings have also played a pair of games at the old Memorial Stadium on the U of M campus. In 1969 the Vikings hosted Green Bay at Memorial on October 5 due to scheduling conflict with the Minnesota Twins who were in the playoffs. In 1971, New England visited Memorial Stadium in the preseason opener on August 8, a game that helped donate proceeds to U of M scholarships.

The Patriots visited Minnesota on September 14 for the Vikings 2014 home opener. The Patriots have the distinction of being the 1st team to play the Vikings in 4 different stadiums in Minnesota- Memorial, Met, Metrodome and TCF Bank.





JOSH KADDU #51

POSITION: LINEBACKER
HEIGHT/WEIGHT: 6-3/245
DOB: 3-12-90
HOMETOWN: VACAVILLE, CA

COLLEGE: OREGON
ACQUIRED: PS '14
NFL SEASON: 4
VIKINGS SEASON: 2

2014 GP/GS	Career GP/GS	Playoffs GP/GS
1/0	7/0 (6/0-MIA, 1/0-MIN)	0/0

- A 5th-round pick (#155 overall) by Miami in 2012, played for Vikings Defensive Coordinator George Edwards as a Dolphin.
- Appeared in the Minnesota's final game of the season after being signed off the Vikings practice squad on 12/27/14.

OFF THE FIELD Majored in applied business/economics... Father, Fred Kaddu, was a standout boxer in his home country of Uganda, earning heavyweight title in 1987 All Africa Games before coming to the United States to pursue boxing career... Prior to the 2012 Rose Bowl, Kaddu was 1-of-11 Oregon players stranded in a hotel elevator for 2 hours... Aspires to a career as a business owner following his football playing days.

PRO Spent the 2014 training camp and preseason with the Philadelphia Eagles before being waived during final roster cuts... Signed to the Vikings practice squad (9/9/14) where he spent 15 weeks before being elevated to the active roster and appearing in the team's final game of the 2014 season... Entered the league as a 5th-round pick (#155 overall) by the Miami Dolphins in the 2012 NFL Draft... Waived and signed to the Dolphins practice squad following final roster cuts in 2012 as a rookie... Elevated to Miami's active roster on 10/10/12 where he remained for the rest of the season... Went through training camp and preseason with Miami in 2013, played in 1 game and was released (10/21/13) and signed to the Dolphins practice squad (10/23/13).

2014 Joined the Vikings practice squad in Week 2 of the season after going through training camp and the preseason with the Philadelphia Eagles... Spent 15 weeks on the Vikings practice squad before being added to the active roster in Week 17... Appeared on special teams for the Vikings in the season-finale

win vs. Chicago (12/28)... Totaled 3 total tackles in the preseason with Philadelphia.

2013 Saw action on special teams in 1 game for Miami before being waived (10/21) and added to the team's practice squad (10/23) for the final 10 weeks of the regular season... Played under Vikings defensive coordinator George Edwards, who served as his position coach in Miami.

2012 Appeared in 5 games during rookie season... Took snaps on both defense and special teams... Signed to Dolphins practice squad after being waived during final roster cuts... Spent the final 11 weeks of the regular season on the team's active roster... Saw 1st NFL action vs. St. Louis (10/14).

COLLEGE Started 28 of his 40 career games played... 2-year starter under current Philadelphia Eagles head coach Chip Kelly at Oregon... Named 1st-Team All-Pac 12 as a senior... Recorded 108 tackles, 10.0 sacks and 20 TFLs during career... Finished 2nd on the team with 6.5 sacks as a senior... Started all 13 games as a junior in 2010... Started 1st collegiate game against Utah in 2009 when he faced current Vikings RB Matt Asiata... Appeared in 6 games as a true freshman.

PREP Earned letters in football, basketball and track at Vacaville (CA) High School... Finished his senior season ranked 3rd in the Monticello Empire League in tackles with 92 stops (69 solo), 5.5 sacks (3rd in the league) and 2 INTs... Standout in high jump, long jump and hurdles as a trackster.

KADDU'S NFL TOTALS

Year.....GP/GS	Tackles					INTs	PBU	TFL	QBH	FF/FR	Special Teams
	Solo	Asst.	Total	Sacks							
2012 (Mia).....5/0	0	0	0	0.0	0	0	0.0	0	0/0	0	
2013 (Mia).....1/0	0	0	0	0.0	0	0	0.0	0	0/0	0	
2014 (Min).....1/0	0	0	0	0.0	0	0	0.0	0	0/0	1	
Totals.....7/0	0	0	0	0.0	0	0	0.0	0	0/0	1	



MIKE KAFKA #4

POSITION: QUARTERBACK
HEIGHT/WEIGHT: 6-3/230
DOB: 7-25-87
HOMETOWN: CHICAGO, IL

COLLEGE: NORTHWESTERN
ACQUIRED: FA '15
NFL SEASON: 4
VIKINGS SEASON: 1

2014 GP/GS	Career GP/GS	Playoffs GP/GS
0/0-TB	4/0-PHI	0/0

- Entered the NFL as a 4th-round pick (#122) by Philadelphia in 2010 where he spent 2 seasons.
- Has seen action in 4 games, all with Philadelphia in 2011.

OFF THE FIELD Holds bachelor's degree from Northwestern and is working on MBA at Miami (FL)... Married to Allison... Involved in The Roo Inferno, a company that produces hand warmers for outdoors activities that gained funding from a Kickstarter campaign... Took part in South by Southwest panel on entrepreneurship among NFL players... He and brother, Jason, were both baseball standouts in high school... Jason

pitched for independent Windy City Thunderbolts... Is a contributing writer for Entrepreneur.com... Active in the Twin Cities community through *Alex's Lemonade Stand* and with children's charities.

PRO Joined Vikings as a free agent on 4/2/15... Has seen action in 4 career games, all in 2011 with Philadelphia... Tossed career-long 43-yard pass to Jeremy Maclin in his 1st career game at Atlanta (9/18) when he replaced starter Michael Vick... Spent time in 2014 on Tampa Bay practice squad and active roster... Spent time in training camp 2013 with Jacksonville... Entered NFL as a 4th-round draft pick (#122) with Philadelphia in 2010.

2014 Began season on Bucs practice squad before being called up to the 53-man roster on 9/25, where he remained for 5 weeks...

Was released on 10/27 and re-joined practice squad on 10/29 for the rest of the season.

2013 Spent most of offseason program with New England, signing on 1/4 and was cut on 6/10...Signed by Jacksonville on 6/11 and spent training camp with Jaguars before being released on 8/30.

2012 Went through training camp with Eagles and was released on 8/31.

2011 Saw action in 4 games during the season...Made NFL debut at Atlanta (9/18), going 7-of-9 for 72 yards...The following week vs. NY Giants he was 4-of-7 for 35 yards, threw 2 INTs and was sacked...Served as backup to starter Michael Vick in 2nd game of season at Atlanta (9/18) and entered game when Vick left with concussion and replaced him again the following week when Vick suffered broken hand vs. NY Giants (9/25)...In 3 games later in season, he served as the backup to Vince Young, who took over as the starter due to Vick's injuries.

2010 Spent 11 games inactive as the Eagles' 3rd QB...Was active for 5 games as the backup QB to starters Vick or Nick Foles...

KAFKA'S NFL TOTALS

PASSING

Year.....	GP/GS	Att.	Comp.	Pct.	Yards	Yds/Att	TD	INT	LG	Sk/Yds	Rating
2011 (Phi)	4/0	16	11	68.8	107	6.7	0	2	43	1/6	47.7
Totals.....	4/0	16	11	68.8	107	6.7	0	2	53	1/6	47.7

RUSHING


Year.....	Att.	Yards	Avg.	LG	TD
2011.....	3	0	0.0	2	0

Was the 5th QB drafted in 2010, selected after Sam Bradford (#1 overall), Tim Tebow (#25) Jimmy Clausen (#48) and Colt McCoy (#85)...Selected in 4th round (#122) by Eagles.

COLLEGE Named All-Big Ten 2nd-Team as a senior and Wildcats offensive MVP...Threw for 19 and rushed for 11 career TDs... Played in East-West Shrine Game following senior season where he earned offensive MVP...Started all 13 games as a senior and had 19 starts overall...Set Northwestern record with 532 passing yards against Auburn in Outback Bowl (1/1/10)...Started 2 games as a junior and played in 7...Played sparingly in 2 games as a sophomore...Started 4 and played in 5 games as a redshirt freshman in 2006.

PREP Led St. Rita of Cascia to 3 conference titles in high school...Led football team to 35-8 record as a starter...Captained football and baseball team...Academic All-State performer.

MATT KALIL #75



POSITION: TACKLE
HEIGHT/WEIGHT: 6-7/317
DOB: 7-6-89
HOMETOWN: CORONA, CA

COLLEGE: SOUTHERN CALIFORNIA
ACQUIRED: D1a (#4) '12
NFL SEASON: 4
VIKINGS SEASON: 4

2014 GP/GS	Career GP/GS	Playoffs GP/GS
16/16	48/48	1/1

- The 2nd-highest drafted offensive lineman in Vikings history behind Hall of Famer and fellow USC star Ron Yary, #1 in 1968.
- Brother, Ryan, is a Pro Bowl C for Carolina and father, Frank, was signed by Buffalo as a C before playing in the USFL.
- Has not missed a game in his 1st 3 NFL seasons with 48 consecutive regular season starts.

OFF THE FIELD Strong football family includes father, Frank, who played C at Arkansas and Arizona before being signed by Buffalo (1982) and going on to play in the USFL with the Arizona Wranglers (1983) and Houston Gamblers (1984)...Brother, Ryan, is a Pro Bowl C for Carolina Panthers...Mother, Cheryl, was Miss California 1981...Sister, Danielle, has performed the national anthem at NFL games, including Vikings-Carolina game in 2013 when her brothers were playing against each other for the 1st time in their careers...Majorred in sociology...Owns several locations of Pieleology Pizzeria in California and Minnesota...Engaged to Haley in 2015.

HONORS Named to 2012 **Pro Bowl**...Earned 2012 **All-Rookie** honors from PF/W/PFWA.

PRO Has started all 48 games and 1 playoff game through his opening 3 years in the NFL...Played in all 1,051 offensive plays for the Vikings during the 2014 campaign and through 3 NFL seasons has not missed a single offensive snap...Helped Adrian Peterson run to 2nd-best rushing season in NFL history with 2,097 yards in 2012 en route to earning MVP honors...Vikings offensive line coach Jeff Davidson has coached both Matt and Ryan Kalil during their NFL careers...Honored with a **Pro Bowl** berth and **All-Rookie** honors in 2012...Stepped into starting lineup at LT as a rookie in 2012, opening all 16 games and Wild Card playoff...Joined Todd Steussie in 1994 as the only OTs to start all 16 games of their rookie campaigns in team history...

Was the #4 overall pick in 2012 Draft and the highest-selected offensive lineman...Started all 16 games at LT in 2013...Started all 16 games for the 3rd consecutive season in 2014...Became the 8th offensive lineman drafted by the Vikings in the 1st round in team history...The 2nd-highest drafted O-lineman in Vikings history behind Hall of Famer and fellow USC OT Ron Yary, the #1 overall pick in 1968...Becomes the 3rd USC OT the Vikings have drafted in the 1st round, joining Yary and Steve Riley, #25 in 1974...Was the highest-drafted Vikings player since Hall of Fame DE Chris Doleman was #4 pick in the 1985 Draft...Declared for the NFL Draft following his junior season.

2014 Started all 16 games at LT for 3rd straight season...In the Vikings opening win at St. Louis (9/7), Kalil anchored the left side of the offensive line that paved the way for Cordarrelle Patterson to run for 102 yards, the highest rushing output by a WR in team history...The unit was 1-of-5 offensive lines that didn't allow its opponents to record a sack in the opening week of the 2014 season...Started all 16 games for the 3rd consecutive season...Anchored the left side of the offensive line that saw 8 different starters and 5 different starting offensive line combinations...Paved the way for 3 different leading rushers in the 1st 4 games of the 2014 campaign...Protected QB Teddy Bridgewater on his way to being named Pepsi Rookie or the Year...Cleared the way for rookie RB Jerick McKinnon to surpass to 100-yard rushing mark twice (vs. Atl., 9/28 and @ Buf., 10/19)...Was the only Vikings OL to play every offensive snap of the season.

2013 Started all 16 games for the 2nd consecutive season... Joins John Sullivan as the only 2 offensive linemen to start in every game over the past 2 seasons...Played a major role in Adrian Peterson eclipsing the 1,000 yard rushing mark with 10+ rushing TDs for the 2nd consecutive season...Paved the way for 3rd-string RB Matt Asiata to tie Vikings record with 3 rushing TDs in a game vs. Philadelphia (12/15) and 2 weeks later post his 1st career 100-yard day against Detroit (12/29) with 115 yards

in the final game played at Mall of America Field...Helped the Vikings offense put up a franchise-record 48 offensive points in the Metrodome vs. Philadelphia (12/15/13)...The Vikings rushing attack ranked 8th in the NFL and led the NFL with 23 rushing TDs as a team.

2012 Part of Vikings line that started all 16 games and the Wild Card playoff game as a unit...Helped Adrian Peterson set franchise record and post the 2nd-best season in NFL history with 2,097 yards en route to earning NFL MVP honors...Tabbed as an **All-Rookie** choice...Named to **Pro Bowl** roster as a late injury replacement...Paved the way for Peterson to tie his own Vikings record with 10 games over the 100-yard mark and tied his own team record with 2 games of 200+ yards during the season...Joined TE Rhett Ellison, WR Jarius Wright, S Harrison Smith and CB Josh Robinson to set a team record for most rookies to start in a game vs. Chicago (12/9), as 5 rookies from the 2012 draft class all got the starting nod.

COLLEGE Consensus All-American as a junior in 2011...Joined brother, Ryan, as only the 3rd set of brothers in USC history to each earn 1st-Team All-America honors, joining Marlin and Mike McKeever and Clay and Bruce Matthews...Started his final 26 games at USC at LT along with his 1st career start coming at RT in the 2009 Emerald Bowl...Won the Morris Trophy as a junior, presented to the Pac 12's top offensive lineman, joining brother, Ryan, in winning the award in 2006, the only brother duo to earn the honor...As a junior, notched a pair of blocked PATs and FGs...Tabbed as 1st-Team All-Pac 12 as a sophomore and junior...Started 13 games as junior and 13 games as a sophomore at LT...Started 1st career game at RT in 2009 vs. Boston College in Emerald Bowl...Redshirted in 2008.


PREP Standout at Servite High in Anaheim...Earned consensus All-America honors from Parade, Super Prep and Prep Star...Named 2nd-Team USA Today All-USA honoree...Tabbed as 1st-Team All-State player as a sophomore, junior and senior...Selected as All-Trinity League Co-Lineman of the Year as a senior...A 5-star recruit by Rivals.com.



Matt Kalil pictured with his brother, Ryan, after the Vikings defeated the Panthers, 31-13, at TCF Bank Stadium in Week 13 of 2014.

KALIL'S CAREER GAMES/STARTS

Year.....	GP/GS
2012 (Min).....	16/16
Playoffs.....	1/1
2013 (Min).....	16/16
2014 (Min).....	16/16
Totals.....	48/48
Playoffs.....	1/1



ZAC KERIN #67

POSITION: CENTER
HEIGHT/WEIGHT: 6-5/305
DOB: 8-13-91
HOMETOWN: LEWIS CENTER, OH

COLLEGE: TOLEDO
ACQUIRED: UDFA '14
NFL SEASON: 1
VIKINGS SEASON: 1

2014 GP/GS
PS-MIN

Career GP/GS
PS-MIN

Playoff GP/GS
0/0

- Signed as an undrafted free agent following the 2014 NFL Draft.
- Selected to the All-MAC team 3 consecutive seasons at Toledo.

OFF THE FIELD Will receive bachelor's degree in civil engineering upon completion of an internship...Enjoys fishing and paintball...Father is a police officer and mother is an accountant.


PRO Entered the league as an undrafted free agent following the 2014 NFL Draft...Continued to develop throughout rookie season spending all 16 weeks on the Vikings practice squad.

2014 Was 1 of 4 Vikings to earn a place on the Vikings practice squad throughout his entire rookie season...Released in roster cuts on 8/30 and signed to practice squad on 8/31 where he

remained for rest of rookie campaign...Saw preseason action with Vikings at C and on special teams...Joined Vikings on 5/13 as a rookie free agent.

COLLEGE Selected to the All-MAC team 3 consecutive seasons, 2013 (2nd-Team), 2012 (1st-Team), 2011 (2nd-Team)...Appeared in 50 games, earning 38 career starts. Did not miss a game over the final 3 years of his collegiate career...Anchored an offensive line that allowed only 5 sacks during the 2013 campaign, which ranked 1st nationally.

PREP Named 1st-Team All-District and special mention All-State at Olentangy (OH) HS... Selected to play in the North-South All-Star Game...Played OL and DL.



ZACH LINE #48

POSITION: FULLBACK
HEIGHT/WEIGHT: 6-1/233
DOB: 4-26-90
HOMETOWN: OXFORD, MI

COLLEGE: SOUTHERN METHODIST
ACQUIRED: UDFA '13
NFL SEASON: 3
VIKINGS SEASON: 3

2014 GP/GS 1/0 **Career GP/GS** 4/1 **Playoffs GP/GS** 0/0

- The only undrafted rookie from the 2013 class to make the Vikings 2013 opening day roster.
- Tied with Eric Dickerson for rushing TDs at SMU with 47, 2nd in SMU history with 4,185 rushing yards, trailing only the Hall of Famer.
- Conference USA Offensive Player of the Year in 2012.

OFF THE FIELD Received bachelor's degree in sport management...Got married during 2014 offseason to McKenzie... Prior to game at Detroit (9/8/13) in 2013 season opener, was inducted into his high school hall of fame at nearby Oxford, MI...Younger brother, Prescott, is a RB at SMU...Prescott became a starter as a redshirt freshman in 2013 and is a former Mr. Football in Michigan.

PRO Went from rookie free agent to making his 1st career start in his 3rd career game vs. Cleveland (9/22/13)...Made his NFL debut on 9/8/13 at Detroit, caught 1 pass for 8 yards...Signed with the Vikings as an undrafted free agent on 5/3/13...Is the only UDFA from the 2013 class to make the Vikings 53-man opening day roster...Recorded the longest play in the preseason with a 61-yard TD reception against Houston (8/9/13)...Finished 2013 preseason with 2 receiving TDs (61 yards, 1 yard).

2014 Played in 1 game for the Vikings during the 2014 campaign...Finished the season with 1 assisted special teams tackle in his 1st game active during the 2014 season, the season finale

LINE'S NFL TOTALS

Year	GP/GS	RUSHING					RECEIVING					
		No.	Yds.	Avg.	Lg	TD	No.	Yds.	Avg.	Lg	TD	STT
2013 (Min)	3/1	0	0	0.0	0	0	1	8	8.0	8	0	0
2014 (Min)	1/0	0	0	0.0	0	0	0	0	0.0	0	0	1
Total	4/1	0	0	0.0	0	0	1	8	8.0	8	0	1

SINGLE-GAME CAREER HIGHS

- Receptions..... 1..... @ Detroit, 9/8/13
- Receiving Yards 8..... @ Detroit, 9/8/13
- Long Reception 8..... @ Detroit, 9/8/13
- Special Teams Tackles 1..... vs. Chicago, 12/28/14

against Chicago (12/28)... Was inactive for 12 games, spent 2 weeks on the practice squad and 1 week not with the team... Assisted on 1 special teams tackle against Chicago (12/28), which was his 1st NFL tackle.

2013 Appeared on offense in his NFL debut at Detroit (9/8) and caught 1 pass for 8 yards...Made his 1st NFL start vs. Cleveland (9/22)...Filled in at FB while regular starter Jerome Felton was serving NFL suspension...Placed on IR with an ankle injury on 9/23...Had impressive start to his NFL career when he caught a 61-yard TD in his 1st preseason action vs. Houston (8/9).

COLLEGE Totaled 4,185 rushing yards, which is 2nd in school history behind Eric Dickerson, and added 47 rushing TDs, which is tied for the most in school history with Dickerson, in 50 career games, including 41 starts...Only player in SMU history to have 3 seasons of 1,200+ rushing yards...Had 4,784 career all-purpose yards (2nd at SMU) and 282 career points (3rd at SMU)... Named the Conference USA Offensive Player of the Year after rushing for 1,278 yards and 13 TDs in 2012. Also added 33 receptions for 229 yards during his senior campaign... Selected 1st-Team All-C-USA 3 straight seasons (2010-12).

PREP Attended Oxford HS in Michigan where he was an All-State selection after rushing for 1,723 yards and 17 TDs...Threw for 3 TDs as a senior...Recorded 154 tackles, forced 8 fumbles and recovered 4 fumbles while playing defense...Was a wrestler and finished 3rd at state in his weight class...Inducted into the Oxford HS Hall of Fame prior to the 2013 NFL Season.

HOME FIELD ADVANTAGE

The Vikings began a 2-year stint at TCF Bank Stadium in 2014 hoping to continue the strong home record they have held throughout their history. The Vikings are currently 5-4 in their 9 regular season games at TCF Bank Stadium. The Vikings have amassed the 3rd-most home wins by an NFL team since the 1970 AFL-NFL merger. The club moved from Metropolitan Stadium following the 1981 season, playing at Mall of America Field at HHH Metrodome starting in 1982. The Vikings played 260 regular season and playoff games indoors, notching a 168-92 record.

Home records of NFL teams since the 1970 AFL-NFL merger

Team	Wins
Pittsburgh	250-97-1
Denver	243-102-4
Minnesota	232-116-1
Miami	231-115-1
Dallas	230-118
New England	222-126
Green Bay	219-123-6
San Francisco	216-129-3



PHIL LOADHOLT #71

POSITION: TACKLE
HEIGHT/WEIGHT: 6-8/345
DOB: 1-21-86
HOMETOWN: FOUNTAIN, CO

COLLEGE: OKLAHOMA
ACQUIRED: D2 (#54) '09
NFL SEASON: 7
VIKINGS SEASON: 7

2014 GP/GS
11/11

Career GP/GS
89/89

Playoffs GP/GS
3/3

• Ranked 9th in Vikings history for career starts by an OT, will pass Korey Stringer after his 3rd start of 2015 to rank 8th (92) and will trail Gary Zimmerman (7th, 108 starts)

• Named to the 2009 PF/W/PFWA **All-Rookie** team, starting all 15 regular season games he appeared in, the Divisional Playoff game and the NFC Championship Game.

OFF THE FIELD

Hosts football camp for youth in his hometown, Fountain, CO, annually, bringing fellow Vikings linemates with him to teach youngsters...Hosts Vikings Children's Fund bowling event each fall featuring several Vikings teammates... Taught young anglers fishing skills during the 2012 Minnesota Governor's Fishing Opener at Lake Waconia...Visited troops at the U.S. Army recruiting station in Bloomington, MN, during 2009 season...Earned degree in multidisciplinary studies from Oklahoma in December 2008...Born in Honolulu but went to high school in Colorado...The oldest of 2 children, his father was a career U.S. Army Sgt. 1st Class...Younger sister played basketball at Garden City CC...Was the tallest starting football player in Sooners history...Wants to pursue a career in high school coaching when his NFL playing days are over...Enjoys fishing in his free time...Married to Shannon, has sons Cameron and Philip III.

HONORS 2009 PF/W/PFWA **All-Rookie** team.

PRO Ranks 9th in Vikings history for career starts by an OT, will pass Korey Stringer after his 3rd start of 2015 to rank 8th (92) and will trail Gary Zimmerman (7th, 108 starts). Tim Irwin holds the team record for an OT with 181 opening assignments...Started every game he has played in his career, 89-of-89 regular season contests and 3-of-3 playoff games...Helped pave the way for Adrian Peterson to rush for 2,097 yards and NFL MVP honors in 2012...In 4 of his 6 seasons he has aided Adrian Peterson in gaining over 1,000 rushing yards and 10 rushing TDs...Joined fellow 2009 Vikings rookie Percy Harvin on the **All-Rookie** team...First Vikings rookie OT to start at least 15 games in their 1st season since Korey Stringer in 1995...The 6th OT drafted in 2009, selected in the 2nd round (#54 overall).

2014 Started all 11 games he played in before being placed on injured reserve (11/26)... Suffered a season-ending pectoral injury against Green Bay (11/23)...In the Vikings opening win at St. Louis (9/7), Loadholt anchored the right side of the offensive line that paved the way for Cordarrelle Patterson to run for 102 yards, the highest rushing output by a WR in team history... The Unit was 1 of 5 offensive lines that didn't allow its opponents to record a sack in the opening week of the 2014 season... Paved the way for 3 different leading rushers in the 1st 4 games of the 2014 campaign...Protected QB Teddy Bridgewater in 8 of his starts on his way to being named Pepsi Rookie or the Year...Cleared the way for rookie RB Jerick McKinnon to surpass to 100-yard rushing mark twice (vs. Atlanta, 9/28 and @ Buffalo, 10/19).

2013 Lined up as the starting RT for the 5th straight season, opening 15 games...4th time in his career where he has helped Adrian Peterson go over 1,000 rushing yards and 10 rushing TDs in a single-season...Paved the way for 3rd-string RB Matt Asiata to tie team record with 3 rushing TDs vs. Philadelphia (12/15) and have 1st career 100+ rushing day vs. Detroit (12/29)...Helped the Vikings put up a franchise-record 48 offensive points in the Metrodome vs. Philadelphia (12/15)... Helped Vikings lead the NFL with 23 rushing TDs.

2012 Part of Vikings line that started all 16 games and playoff contest as a unit...Helped pave the way for Adrian Peterson to notch the 2nd-best rushing season in NFL history with 2,097

yards en route to earning NFL MVP...Cleared path for Peterson to tie his own Vikings record with 10 games of 100+ yards and a pair of 200+ performances...Vikings rushing offense tied team record with 2,634 team rushing yards, an average of 164.6 per game...Helped Peterson rush for a pair of 82-yard TDs at St. Louis (12/16) and at Green Bay (12/2).

2011 Joined fellow OT Charlie Johnson as the only Vikings line-men to start all 16 games during the season...Helped Adrian Peterson break the 100-yard mark in 3 games during the season with Toby Gerhart and Joe Webb each breaking the 100-yard plateau once during the year...Helped pace the rushing offense to rank #4 in the NFL with an average of 144.9 yards per game and rank #3 in the NFL with 18 rushing TDs.

2010 Started all 16 games, joining only fellow OT Bryant McKinnie along the offensive line to start all 16 games...Helped pave the way for Peterson to rush for 1,298 yards and break the 100-yard mark 5 times during the season...In game vs. Dallas (10/17), he joined former OU teammate Jon Cooper as a starter on the line when Cooper opened the game at center... Helped Peterson rumble for an 80-yard TD vs. Detroit (9/26)... Protected Brett Favre as he threw for a career-best 446 yards in comeback win vs. Arizona (11/7).

2009 Stepped into starting role at RT as a rookie, opening 15 regular season games and both playoff contests...Started in NFC Championship game as a rookie...Named to **All-Rookie** team...Became the 5th Vikings rookie OT to start a season opener and joined Doug Davis in 1966 as the only other RT... Helped Vikings offense rank #5 in the NFL in total offense, the highest ranking since 2004...Paved the way for Peterson to rush for 1,383 yards and 18 TDs, a new team record for rushing TDs and the 3rd-best single-season rushing total in team history...15 starts were most by a Vikings rookie OT since Korey Stringer in 1995...Inactive at St. Louis (10/11) with leg injury.

COLLEGE Spent 2 seasons at OU, transferring after 2 seasons at Garden City (KS) Community College...Started all 48 collegiate games he played, including 27 for the Sooners... Protected 2008 Heisman Trophy winner QB Sam Bradford... Sooners went 23-5 during his 2 seasons and won consecutive Big 12 Conference titles...Won Big 12 title and advanced to National Championship game against Florida...Named 1st-Team All-Big 12 by coaches and Associated Press as a senior... Started all 14 games at LT in 2007...Named 2nd-Team All-Big 12 by the league coaches and Associated Press...Earned 2006 All-America honors in his 2nd season at Garden City Community College...Jayhawk Conference Offensive Lineman of the Year... Earned J.C. All-America honors at Garden City.

PREP Standout in football, track and basketball at Fountain Fort Carson High in Colorado...Played defensive line and TE... Led basketball team to state title game as a senior...Won Colorado state title in discus.

LOADHOLT'S CAREER GAMES/STARTS

Year	GP/GS
2009 (Min)	16/16
Playoffs	2/2
2010 (Min)	16/16
2011 (Min)	16/16
2012 (Min)	16/16
Playoffs	1/1
2013 (Min)	15/15
2014 (Min)	11/11
Totals	89/89
Playoffs	3/3



JEFF LOCKE #18

POSITION: PUNTER
HEIGHT/WEIGHT: 6-0/195
DOB: 9-27-89
HOMETOWN: GLENDALE, AZ

COLLEGE: UCLA
ACQUIRED: D5 (#155) '13
NFL SEASON: 3
VIKINGS SEASON: 3

2014 GP/GS	Career GP/GS	Playoffs GP/GS
16/0	32/0	0/0

- Set a Vikings rookie record with 75 punts, ranked 2nd with 23 punts inside the 20, ranked 2nd with a 44.2 gross punting average and ranked 3rd in team history with a 39.2 net average in 2013.

- Was born in Germany while his father was stationed there with the US Air Force.

OFF THE FIELD Takes an active role in helping give back to U.S. military veterans, frequently visiting the VA hospital... Along with K Blair Walsh, makes weekly visits to a local children's hospital...Took part in Longest Day of Golf to benefit the troops in 2015...Appeared on the UCLA honor roll each year from 2008-2012...Was a 3-year representative on UCLA's student-athlete advisory council...Graduated with a degree in economics...Has interest in going back to school to earn his MBA and run his own business...Earned 1st-Team All-Pac 12 academic honors in 2012, was named 2nd-Team twice... Presented with the Athletic Director's Academic Excellence Award in 2012...Selected as UCLA's 2011-12 Male Student-Athlete of the Year...Enjoys military history books...Was born in Frankfurt, Germany and has lived in Kansas and Arizona.

PRO Had nearly identical stats in 2013 and 2014...Ranked 2nd in Vikings rookie history with a 44.2 gross punting average in 2013 and ranked 3rd in team history with a 39.2 net average... Selected in 5th round (#155 overall), the highest selected punter in Vikings history...Joins several former UCLA teammates with Vikings...The 1st P/K selected in the 2013 NFL Draft.

2014 Punted and handled holding duties on FGs and PATs for all 16 games...Booted a season-long 62-yard punt against Atlanta (9/28)...Recorded a 50+ yard punt in 14 of his 16 games for the 2nd-consecutive season...Posted 2 games with 60+ yard punts...Kicked the exact same number of punts as his rookie campaign but recorded 2 more yards than his inaugural season...Placed 21 kicks inside the 20-yard line and recorded 20 punts of 50+ yards.

2013 Punted and handled holding duties on FGs and PATs for all 16 games as a rookie...Registered at least 1 50-yard punt in 14 of his 16 games and had 24 punts of 50+ for the season...Held on Blair Walsh's NFL-record 12th consecutive FG of 50+ yards at Wembley Stadium vs. Pittsburgh (9/29) during International Series game, a 54-yarder...Handled kickoff duties for Blair Walsh vs. Carolina (10/13)...Ranked 2nd in team rookie history with a 44.2 punting average...Finished 3rd in team rookie history with a 39.2 net average...Placed 23 punts inside

the 20-yard line and only allowed 3 touchbacks on the season.

COLLEGE Appeared in 53 games at UCLA...Won back-to-back Pac 12 South Division Championships in 2011-12...Served as a special teams co-captain in 2012...Handled punting and kicking duties for UCLA...Ranks 2nd in UCLA history in punts (275), yardage (12,163) and punting average (44.23)...1st-Team All-Pac-12 as selected by the coaches in 2012, 2nd-Team All-Pac-12 in 2009, '10...Selected to play in the Senior Bowl... Named to The Sporting News All-Freshman team...As a senior, led Pac 12 punters with 35 punts inside the 20 (21 at or inside the opponent's 10-yard line)...Averaged 43.3 yards per punt in 2012...Ranked 5th in the nation in gross punting average (44.3) in 2011...Earned the UCLA Tommy Prothro award in '11 for the Outstanding Special Teams Player, also shared the honor in 2009, '10...In 2010, ranked 1st in the Pac-10 and 4th in the NCAA in punting average...Recorded a career-long 81-yard punt at Arizona in 2009...Did not see action in 2008 as a redshirt.

PREP A 4-year letterman at Mountain Ridge HS in Glendale, AZ...Played WR, K and P...Was a Parade All-American, EA Sports 1st-Team All-American and ranked as the #1 kicker coming out of HS by ESPN.com...Appeared in the Under Armour All-American Game...As a senior, was selected All-Arizona and 1st-Team All-State...Team captain as a senior and named 5A all-state as a K...Standout in soccer...Named All-Region in soccer in the 3 years that he participated...Selected as 2nd-Team All-State as a junior and Region Player of the Year.

BOMBS AWAY

Jeff Locke's impressive start to his career has earned him several spots in the Vikings record book.

VIKINGS CAREER PUNTING NET AVERAGE (MIN 100 PUNTS)

PUNTER, SEASONS	NET AVG
Jeff Locke, 2013-14	38.9
Bobby Walden, 1964-67	38.2
Chris Kluwe, 2005-12	37.3

VIKINGS CAREER PUNTING GROSS AVERAGE (MIN 100 PUNTS)

PUNTER, SEASONS	GROSS AVG.
Chris Kluwe, 2005-12	44.4
Jeff Locke, 2013-14	44.2

VIKINGS CAREER PUNTING FEWEST TOUCHBACKS (MIN 100 PUNTS)

PUNTER, SEASONS	TOUCHBACKS
Bob Lee, 1969-72; 75-78	9
Jeff Locke, 2013-14	9
Mike Saxon, 1994-95	11

LOCKE'S NFL TOTALS

Year	GP/GS	No	Yds	Gr Avg	Net Avg	Long	IN20	50+	TBs
2013 (Min)	16/0	75	3,316	44.2	39.2	65	23	23	3
2014 (Min)	16/0	75	3,318	44.2	38.7	62	21	24	6
Totals	32/0	150	6,634	44.2	38.9	65	44	47	9

SINGLE-GAME CAREER HIGHS

Punts	9	at Baltimore, 12/8/13
Punting Yards	397	at Baltimore, 12/8/13
Punting Average	56.7	at Chicago, 9/15/13
Net Average	50.0	at Chicago, 9/15/13
Long Punt	65	at Chicago, 9/15/13
Inside 20-Yd line	3	4 time, last @ Tampa Bay 10/26/14
50+ Yd Punts	3	3 times; last vs. Carolina, 10/13/13
Kickoffs	2	vs. Carolina, 10/13/13

CULLEN LOEFFLER #46



POSITION: LONG SNAPPER
HEIGHT/WEIGHT: 6-5/247
DOB: 1-27-81
HOMETOWN: HUNT, TX

COLLEGE: TEXAS
ACQUIRED: UDFA '04
NFL SEASON: 12
VIKINGS SEASON: 12

2014 GP/GS	Career GP/GS	Playoffs GP/GS
16/0	171/0	6/0

- Won Vikings long snapping job as a rookie free agent in 2004 and has only missed a 5-game span that ended his 2011 season.
- Has played in all 16 games in 10 of his 11 NFL seasons.
- Enters the 2015 season tied for 17th with Kevin Williams and Paul Krause in club history with 171 games played.
- Snapped on 10 of the 11 longest FGs in Vikings history.
- Is the longest-tenured Vikings player on the roster with 171 career games under his belt entering 2015.

OFF THE FIELD One of the most active Vikings players in the Twin Cities community with a special focus on veterans and military family charitable outreach programs...Participates in annual visit to Minnesota VA Hospital...Is an avid hunter and fisherman, especially enjoys fly fishing...Spends offseason in Austin, TX...Dabbles in metallurgy...Member of the Big 12 Academic Honor Roll 4 times during his time at Texas...Married during 2006 offseason to Jardin, the couple have a daughter, Landyn, and son, Senate...Family has Labs named Sage and Tanner...Went on shark cage swim in Hawaii during 2013 offseason...Recognized by USA Football with a spot on the **All-Fundamentals** team in 2011 and 2014...Invested as a partner in Minnesota Ice Sculptures, which provides premium ice sculptures for the greater Minneapolis-St. Paul area.

PRO Has 42 special teams tackles in his 11 seasons...Enters 2015 with 171 career games played and is currently tied for 17th with Kevin Williams and Paul Krause in team history for career games played...Passed former Vikings long snapper Mike Morris (144) for most games played by a long snapper in team history during the 2013 campaign...Was recognized by USA Football on its All-Fundamentals Team in 2011 and again in 2014...Delivered the ball in pressure-packed situations and has been critical to several game-winning FGs and record-setting performances by Vikings specialists...Ranks 1st in Vikings history for career games played by a long snapper...Originally signed by the Vikings on 5/3/04.

HONORS Named to the **USA Football All-Fundamentals Team** in 2011 and 2014

2014 Finished the 2014 campaign playing in all 16 games for the 10th time in his 11-year professional career...Helped P Jeff Locke post a net average of 38.9 yards through his first 2 NFL seasons, Locke is on pace to establish the Vikings career mark for net punting average, which is 38.2 yards per punt, held by Bobby Walden...Named to the **USA Football All-Fundamentals Team**, marking the 2nd time in his career...Direct snapped to Adam Thielen who handed the ball to Andrew Sendejo on a fake punt in the 1st quarter against Chicago (11/16)...Sendejo

carried the ball 48 yards to the Bears 7-yard line and was the leading rusher for the Vikings in the contest...Finished the season with 4 special teams tackles

2013 Returned for his 10th year as the long snapper...Set the team record for most games played (145) by a Vikings long snapper with his appearance on MNF at NY Giants (10/21)...Appeared in all 16 games...Finished the season with 5 special teams tackles and 1 fumble recovery...Snapped on Walsh's 12 consecutive 50+ yard FG vs. Pittsburgh (9/29), an NFL record...Snapped on the game-winning 34-yard FG in overtime vs. Chicago (12/1).

2012 Helped rookie K Blair Walsh have a record-setting debut season while earning All-Pro and Pro Bowl honors...Snapped on all of Walsh's NFL-record 10 FGs of 50+ yards...Snapped on both of Walsh's game-winning FGs, vs. Jacksonville (9/9) and vs. Green Bay (12/30), sealing the win over the Packers as time expired to earn the Vikings a berth in the playoffs...Snapped on Walsh's 56-yard FG at Houston (12/23) to tied team record for 50+ yard FGs in a season.

2011 Missed 1st time of his NFL career, going on injured reserve for the final 5 games...Injured during game at Atlanta (11/27)...Vikings All-Pro DE Jared Allen finished snapping on special teams at Atlanta (11/27) after Loeffler left game with injury...Notched 3 special teams tackles during season...Named to the **USA Football All-Fundamentals Team**.

2010 Handled all snapping duties...Helped P Chris Kluge notch career-best net punting average and 2nd-best in team history...Snapped on a pair of game-winning Ryan Longwell FGs, including an OT game-winner vs. Arizona (11/7).

2009 Snapped on every special teams play during the regular season and both playoff games...Helped Longwell set a career-best with 132 points and 26-of-28 (92.9%) FG performance...Longwell's 132 points ranks tied for 2nd-most in a season in Vikings history...Longwell booted career-best 16 straight FGs from game at St. Louis (10/11) through game vs. Cincinnati (12/13), the 4th-longest streak in Vikings history...Snapped on a pair of 52-yard Longwell FGs, helping him set a then-Vikings record for most career 50+ yarders made with 9.

2008 Handled long-snapping duties in all 16 games and the Wild Card Playoff vs. Philadelphia (1/4/09)...Delivered the ball to Longwell and Kluge, who both set team records for single-season and single-game performances...Snapped for Longwell's then-team-record 6 FGs of 50+ yards and his 3 game-winning kicks...Helped Kluge break team records for single-season gross punting average, punts of 50+ yards in a game and punts of 50+ yards in a season...Contributed to the coverage units with career-high 5 special teams tackles.

LOEFFLER, CULLEN

In his 12th NFL season, all with the Vikings, Cullen Loeffler has moved into rare air in team history with 171 career games.

VIKINGS CAREER GAMES

PLAYER, SEASONS	GAMES
12) Jim Kleinsasser, TE, 1999-11	181
13) Bill Brown, RB, 1962-74	180
14) Steve Jordan, TE, 1982-94	178
15) Fran Tarkenton, QB, 1961-66, '72-78	177
16) John Randle, DT, 1990-00	176
17) Paul Krause, S, 1968-79	171
17t) Kevin Williams, DT, 2003-13	171
17t) Cullen Loeffler, LS, 2004-14	171

SNAPPING TO IT

Since coming to the Vikings as a rookie free agent in 2004, Cullen Loeffler has snapped on 4 of the 6 longest game-winning FGs in Vikings history.

VIKINGS LONGEST GAME-WINNING FGs

KICKER, GAME	FG, TIME
Paul Edinger vs. Green Bay (10/23/06)	56, 0:00
Ryan Longwell @ Chicago (10/14/07)	55, 0:00
Jan Stenerud vs. Tampa Bay (11/4/84)	53, 0:02
Gary Anderson vs. Miami (12/21/02)	53, 0:17
Ryan Longwell vs. NY Giants (12/28/08)	50, 0:00
Paul Edinger @ NY Giants (11/13/05)	48, 0:10

2007 Helped P Chris Kluge set team records for most punts inside the 20 in a season with 34 and most punts of 50+ yards in a season with 29...Snapped on Ryan Longwell's game-winning 55-yard FG at Chicago (10/14).

2006 Played in every game and handled all of the long-snapping duties...Snapped on Longwell's game-winning 31-yard FG with 1:00 left to play in the season opener at Washington (9/11)...Snapped for Longwell's 19-yard FG in OT win over Carolina (9/17) and also on the fake FG that Longwell threw a 16-yard TD pass to Richard Owens.

2005 Played in every regular season game, handling all long-snapping duties...Helped Paul Edinger tie a then-Vikings' record with 3 FGs of 50+ yards (56, 54, 54)...Snapped on Edinger's team-record and career-long 56-yard game-winning FG vs. Green Bay (10/23)...Was a part of all 3 game-winning kicks by Edinger...Helped Chris Kluge become the only Vikings' rookie to ever earn a Player of the Month honor when he was NFC Special Teams Player of the Month for September.

2004 Played in all 16 games and both playoff games as team advanced to NFC Divisional Playoffs...Had a special teams tackle vs. Tennessee (10/24) and at Detroit (12/19) and a stop in the playoffs.

COLLEGE A 3-year letterman for the Longhorns...Handled the majority of snapping duties for his final 3 seasons...Shared UT's Frank Denius Most Valuable Special Teams Player Award and the Longhorn Club Sportsmanship Award.

PREP Earned All-District honors at Tom Moore High in Ingram, TX at 4 different positions...Played DE and TE during his opening 3 seasons...Played DE and QB as well as punting as a senior...Earned All-District honors at DE as a senior...Honorable Mention All-District QB and All-District at punter...All-District TE as a sophomore and junior...A 4-time letterman in football, basketball and participated in state tennis tournament 4 consecutive years...District MVP in basketball.

LOEFFLER'S CAREER GAMES/STARTS

Year.....	GP/GS
2004 (Min).....	16/0
Playoffs.....	2/0
2005 (Min).....	16/0
2006 (Min).....	16/0
2007 (Min).....	16/0
2008 (Min).....	16/0
Playoffs.....	1/0
2009 (Min).....	16/0
Playoffs.....	2/0
2010 (Min).....	16/0
2011 (Min).....	11/0
2012 (Min).....	16/0
Playoffs.....	1/0
2013 (Min).....	16/0
2014 (Min).....	16/0
Totals.....	171/0
Playoffs.....	6/0

LOEFFLER'S NFL TOTALS

SPECIAL TEAMS TACKLES
2004: 2, 2005: 4, 2006: 3, 2007: 3, 2008: 5, 2009: 5, 2010: 3, 2011: 3, 2012: 5, 2013: 5, 2014: 4. Total: 42.

FUMBLE RECOVERY
2013: 1.

50 GREATEST VIKINGS HONORED DURING VIKINGS 50TH SEASON

The 50 Greatest Vikings were recognized as the pinnacle of a season-long celebration of the club's 50th season in 2010. The Vikings legends took part in a weekend of activities leading up to the regular season home finale vs. Chicago on 12/20/10.

50 GREATEST VIKINGS

PLAYER, POSITION	SEASONS	
Grady Alderman, T.....	1961-74	Randall McDaniel, G.....
Jared Allen, DE.....	2008-13	Keith Millard, DT.....
Matt Birk, C.....	1998-2008	Randy Moss, WR.....
Matt Blair, LB.....	1974-85	Dave Osborn, RB.....
Bill Brown, RB.....	1962-74	Alan Page, DT.....
Joey Browner, S.....	1983-91	Adrian Peterson, RB.....
Bobby Bryant, CB.....	1967-80	John Randle, DT.....
Anthony Carter, WR.....	1985-93	Ahmad Rashad, WR.....
Cris Carter, WR.....	1990-2001	Ed Sharockman, CB.....
Fred Cox, K.....	1963-77	Jeff Siemon, LB.....
Daunte Culpepper, QB.....	1999-2005	Robert Smith, RB.....
Chris Doleman, DE.....	1985-93, '99	Scott Studwell, LB.....
Carl Eller, DE.....	1964-78	Doug Sutherland, DT.....
Chuck Foreman, RB.....	1973-79	Fran Tarkenton, QB.....
John Gilliam, WR.....	1972-75	Henry Thomas, DT.....
Bud Grant, Head Coach.....	1967-83, '85	Mick Tingelhoff, C.....
Wally Hilgenberg, LB.....	1968-79	Stu Voigt, TE.....
Steve Hutchinson, G.....	2006-11	Gene Washington, WR.....
Tim Irwin, T.....	1981-93	Ed White, G.....
Steve Jordan, TE.....	1982-94	Sammy White, WR.....
Tommy Kramer, QB.....	1977-89	Kevin Williams, DT.....
Paul Krause, S.....	1968-79	Antoine Winfield, CB.....
Gary Larsen, DT.....	1965-74	Roy Winston, LB.....
Carl Lee, CB.....	1983-93	Ron Yary, T.....
Jim Marshall, DT.....	1961-79	Gary Zimmerman, T.....





LEON MACKEY #78

POSITION: DEFENSIVE END
HEIGHT/WEIGHT: 6-5/260
DOB: 2-28-89
HOMETOWN: WILMINGTON, DE

COLLEGE: TEXAS TECH
ACQUIRED: FA '15
NFL SEASON: 1
VIKINGS SEASON: 1

2014 GP/GS
0/0

Career GP/GS
0/0

Playoffs GP/GS
0/0

• Played for the Arizona Rattlers, an Arena Football League team during the 2014 season, winning Arena Bowl XXVII title following the 2014 season.

OFF THE FIELD Majored in counseling at Texas Tech...Works with Stay Real Inc. in addition to speaking with youth in free time giving inner city youth hope and encouragement...Has a son, Leon Mackey III.

PRO Enters the NFL in 2015 as a rookie after spending 2014 in the Arena Football League with the Arizona Rattlers.

2014 Recorded 0.5 sack in 2 regular season games with the Rattlers before posting 3 sacks in 3 playoff games helping the Rattlers win the Arena Bowl XXVII title.

COLLEGE Played 2 years at Texas Tech following 2 seasons at Hinds Community College (MS)...Played in 21 games at Texas Tech, including 6 starts...Received All-Big 12 Honorable Mention in his 2nd season with the Red Raiders.

PREP Attended Hargrave Military Academy in Chatham, Delaware as well as Christina High School in Delaware...Played basketball as a senior.



CASEY MATTHEWS #59

POSITION: LINEBACKER
HEIGHT/WEIGHT: 6-1/242
DOB: 1-16-89
HOMETOWN: WESTLAKE VILLAGE, CA

COLLEGE: OREGON
ACQUIRED: FA '15
NFL SEASON: 5
VIKINGS SEASON: 1

2014 GP/GS
16/11-PHI

Career GP/GS
64/15 - PHI

Playoffs GP/GS
1/0-PHI

• Saw 1st significant time on defense in 2014 totaling 62 tackles, 2.5 sacks and 4.0 TFLs in 11 starts.

• He is the 6th of 7 Matthews' family members to play in the NFL.

OFF THE FIELD Graduated with a degree in sociology...He and his wife, Alyssa, have a son, Braylon...Played for Chip Kelly at Oregon and with the Eagles.

PRO Drafted in the 4th round (#116 overall) of the 2011 NFL Draft by Philadelphia...Has 39 career special teams tackles...Signed with the Vikings as a free agent on 3/24/15.

2014 Appeared in all 16 games and saw 1st significant time on defense, starting in 11 games helping Philadelphia to a 10-6 record...Set a career high with 11 tackles vs. Seattle (12/7).

2013 Played in 16 games contributing mostly on special teams... Finished 3rd on the team with 12 special teams tackles... Recovered 1st career fumble vs. San Diego (9/15).

MATTHEWS' NFL TOTALS

Year.....	GP/GS	Tackles							QBH	FF/FR	Special Teams
		Solo	Asst.	Total	Sacks	INTs	PBU	TFL			
2011 (Phi)	16/3	28	9	37	1.0	0	0	3.0	2	0/0	11
2012 (Phi)	16/1	3	3	6	0.0	0	0	0.0	0	0/0	14
2013 (Phi)	16/0	1	3	4	0.0	0	0	0.0	0	0/1	12
Playoffs.....	1/0	0	0	0	0.0	0	0	0.0	0	0/0	0
2014 (Phi)	16/11	40	22	62	1.5	0	0	4.0	3	1/1	2
Totals.....	65/15	72	37	109	2.5	0	0	7.0	5	1/2	39
Playoffs	1/0	0	0	0	0.0	0	0	0.0	0	0/0	0

SINGLE-GAME CAREER HIGHS

Tackles..... 11 vs. Seattle, 12/7/14
 Solo Tackles..... 6 at Atlanta, 9/18/11; vs. Dallas, 12/14/14
 Sacks 1.0..... at Dallas, 11/27/14
 Forced Fumble..... 1..... vs. Carolina, 11/10/14
 Fumble Recovery..... 1..... vs. San Diego, 9/15/13; vs. New York Giants, 10/12/14
 S.T. Tackles 3 vs. Cincinnati, 12/13/12
 Blocked Punt 1..... vs. Atlanta, 10/28/12



MICHAEL MAUTI #56

POSITION: LINEBACKER
HEIGHT/WEIGHT: 6-2/243
DOB: 1-19-90
HOMETOWN: MANDEVILLE, LA

COLLEGE: PENN STATE
ACQUIRED: D7a (#213) '13
NFL SEASON: 3
VIKINGS SEASON: 3

2014 GP/GS 9/0 **Career GP/GS** 23/0 **Playoffs GP/GS** 0/0

• Has appeared in 23 games and tallied 27 special teams tackles in his opening 2 seasons.

• Father, Rich, played with New Orleans (1977-83) and Washington (1984) as a WR and played at Penn State from 1975-76. His brother, Patrick, was a teammate of his at PSU.

• Named the Big Ten's Butkus-Fitzgerald Linebacker of the Year in 2012.

OFF THE FIELD Earned bachelor's degree in criminal justice... Son of former Penn State and NFL WR, Rich Mauti...Brother, Patrick, played at Penn State from 2005-09 and sister, Rachel, played volleyball at Louisiana-Lafayette...Active in fundraising efforts with his dad's *Rich Mauti Cancer Fund*...Enjoys fishing in the Louisiana Bayou in the offseason...Got engaged during the 2014 offseason to Julianna Marie Toscani.

PRO Finished tied for 8th on the team with 4 special teams tackles during the 2014 campaign...Finished tied for 3rd on the team in 2013 with 13 special teams tackles...Was the 1st of 3 players drafted in the 7th round by the Vikings, #213 overall in 2013...Drafted along with fellow PSU LB Gerald Hodges who was a 4th-round pick.

2014 Inactive for the 1st 2 games of the season before playing the next 8 games...Finished the season with 4 special teams tackles including 3 solo tackles...Delivered a highlight-reel hit on a punt return on Tampa Bay's Trindon Holliday late in the 4th quarter (10/26) swinging momentum back in Minnesota's favor, helping the Vikings earn a 19-13 overtime victory...Placed on season-ending injured reserve on 12/10 with a knee injury.

2013 Made his NFL debut vs. Cleveland (9/22) and was credited with 1 ST tackle...Tallied 2 ST tackles at Wembley Stadium against the Steelers (9/29)...Recorded 2 ST tackles

MAUTI'S NFL TOTALS

Year.....	GP/GS	Tackles			Sacks	INTs	PBU	TFL	QBH	FF/FR	Special Teams
		Solo	Asst.	Total							
2013 (Min).....	14/0	1	1	2	0.0	0	0	0.0	0	0/0	13
2014 (Min).....	9/0	0	0	0	0.0	0	0	0.0	0	0/0	4
Totals.....	23/0	1	1	2	0.0	0	0	0.0	0	0/0	17

SINGLE-GAME CAREER HIGHS

Tackles.....2..... @ Seattle, 11/17/13
 Special Teams Tackles2..... 5 times; last @ Baltimore, 12/8/13

LIKE FATHER, LIKE SON

Vikings LB Mike Mauti is one of several Vikings who have strong family ties to the game. Mike's father, Rich, played in the NFL with New Orleans (1977-83) and Washington (1984) as a WR and played at Penn State from 1975-76. Originally from New York, Rich Mauti settled in New Orleans following his playing career and raised his family there, remaining active in Saints alumni events.

Rich Mauti was All-American in lacrosse and a football standout at Penn State and had another son, Mike's brother, Patrick, who also played for the Nittany Lions and was a teammate of Mike's at PSU.

The Vikings also feature 3 other sons of NFL players, Rhett Ellison, Anthony Barr and Casey Matthews. The Vikings coaching staff features a pair of father-son duos with Mike and Adam Zimmer and Norv and Scott Turner.

5 times during the season...Credited with 2 defensive tackles at Seattle (11/17), his 1st defensive stats in the NFL...Finished tied for 3rd on the team with 13 total special teams tackles... Appeared in 14 games.

COLLEGE Started 22 of the 39 games he played at PSU... Part of 8-4 PSU team in 2012 that was not eligible for bowl game...Capped Nittany Lions career by being honored with Big Ten's Butkus-Fitzgerald Linebacker of the Year award as a senior in 2012 and earned 1st-Team All Big Ten honors from conference coaches and media...Selected as Nittany Lions' 2012 Outstanding Senior Player...Took Big Ten Defensive Player of the Week honors 3 times in his career, twice as a senior...PSU co-captain as a senior...Led the conference with 125 INT return yards as a senior...Named conference Defensive Player of the Week as a senior against Illinois and selected as Walter Camp Defensive Player of the Week for same game when he notched 2 INTs, including a 99-yard return against the Illini but did not score on the play, the 2nd-longest INT return in PSU history... Had season-best and tied career-high with 13 tackles against Ohio State...Had 8 tackles, a sack and an INT in win at Iowa... Ranked 2nd on team as a senior with 95 tackles, trailing only fellow Vikings draft pick Gerald Hodges...Had 13 tackles against Alabama as a junior as the #3-ranked Crimson Tide visited #23 Penn State...Started all 4 games he played as a junior in 2011... Granted medical redshirt in 2009...Saw action in 13 games as a true freshman in 2008.

PREP Standout at Mandeville, LA High...Ended prep career ranked as the #3 MLB prospect in the nation by ESPN and ranked #58 overall on the ESPN Top 150...Played in US Army All-American Bowl following high school career...Earned Louisiana All-Class 5A honors as a senior.





KEVIN McDERMOTT #47

POSITION: LONG SNAPPER
HEIGHT/WEIGHT: 6-5/240
DOB: 1/12/90
HOMETOWN: NASHVILLE, TN

COLLEGE: UCLA
ACQUIRED: FA '15
NFL SEASON: 3
VIKINGS SEASON: 1

2014 GP/GS
7/0-BAL

Career GP/GS
23/0 (16/0-SF; 7/0-BAL)

Playoffs GP/GS
3/0-SF

- Originally signed with San Francisco following the 2013 NFL draft as a rookie free agent (5/7/13).
- Played in all 16 regular season games for the 49ers and 3 playoff games in 2013, advancing to the NFC Championship.
- Signed with Baltimore on 10/20/14, played in 7 games for the Ravens.
- College teammates with P Jeff Locke at UCLA, was primary long snapper for Locke in 2011 and 2012.

OFF THE FIELD Political science major at UCLA...Son of Kevin and Deborah McDermott...Has 1 brother, Conor...Enjoys fishing and watching movies in free time...Was a 3-sport athlete at Ensworth HS, competing in football, basketball and lacrosse...Got married during the 2015 offseason...Met his wife, Lauren, in college.

PRO Joined Vikings on 4/6/15...Played in 23 career games, including 16 as a rookie with the 49ers in 2013...Helped the 49ers advance to the NFC Championship game in 2013, while appearing in all 3 playoff contests.

2014 Signed by Baltimore (10/20), after Morgan Cox tore his ACL...Played in 7 games for the Ravens from 10/26 to 12/14.


2013 Appeared in all 16 regular season games and 3 playoff games for the 49ers during rookie campaign...Helping San Francisco advanced to the NFC Championship Game at Seattle (1/19).

COLLEGE Appeared in 28 games as the long snapper in his final 2 seasons at UCLA...Snapped to Vikings P Jeff Locke during the 2011 and 2012 campaigns, was teammates with Locke all 5 years the duo attended UCLA...Saw action in all 14 games in 2012, working as the snapper on all kicks during the season...Received honorable mention Academic All-Pac-12 team for the 2nd-consecutive year, selected to play in the Casino del Sol Collegiate All-Star Game as a senior...Saw action in all 14 games during the 2011 campaign, working as the snapper on all kicks during the season named honorable mention Academic All-Pac-12 team...Served as a reserve long snapper/TE as a redshirt freshman and sophomore after not seeing any game action as a true freshman in 2008.

PREP Played 4 seasons at Ensworth HS in Nashville, TN for Ricky Bowers...Was team captain his senior year and a 3-time team captain for his basketball team...Was the 6th-ranked long snapper in the 2008 class by ProKicker.com...Was named to the TSSAA Basketball All-Region Tournament Team in 2008...Also played lacrosse for 3 seasons.

McDERMOTT'S CAREER GAMES/STARTS

Year	GP/GS
2013 (SF)	16/0
Playoffs	3/0
2014 (Bal)	7/0
Totals	23/0
Playoffs	3/0



JERICK McKINNON #31

POSITION: RUNNING BACK
HEIGHT/WEIGHT: 5-9/205
DOB: 5-3-92
HOMETOWN: MARIETTA, GA

COLLEGE: GEORGIA SOUTHERN
ACQUIRED: D3b (#96) '14
NFL SEASON: 2
VIKINGS SEASON: 2

2014 GP/GS
11/6

Career GP/GS
11/6

Playoffs GP/GS
0/0

- Started 1st career game vs. Detroit (10/12/14), joining fellow rookie Teddy Bridgewater as the 1st QB/RB rookie starting tandem since 1961 for the Vikings when Fran Tarkenton and Tommy Mason (11/19/61) 1st achieved the feat.

- Averaged 4.8 yards per carry, 9th in the NFL and 2nd among all rookies (Jeremy Hill, CIN, 5.0) in 2014.

OFF THE FIELD Majored in general studies and is a semester shy of earning his bachelor's degree...Actively involved with the Vikings Community Relations efforts...Led Minnesota Wild fans in the 'Let's play hockey' chant on 2/7/15 vs. the Colorado Avalanche at the Xcel Energy Center...Brother, Lester Norwood, was a DB at Florida from 1998-2002...Nicknamed 'Jet'.

PRO Started 6 of the 11 games he played as rookie...Became the 7th Vikings rookie RB to run for 100+ yards 2 times...His 135 yards rushing vs. Atlanta (9/28/14) is the 6th-best by a Vikings rookie in team history...Started 1st career game vs. Detroit (10/12/14), joining fellow rookie Teddy Bridgewater as the 1st QB/RB rookie starting tandem since 1961 for the Vikings when

Fran Tarkenton and Tommy Mason opened the Detroit game on 11/19/61...Selected with the Vikings 2nd pick in the 3rd round of the 2014 Draft, the #96 overall selection...The pick was obtained as part of the Percy Harvin trade to Seattle in 2013...Selected to play in 2014 Senior Bowl.

2014 Led team with a 4.8 yard per carry average and ranked 2nd on team in rushing yards despite only playing in 11 games with 6 starts...Had promising rookie campaign cut short by back injury, placed on injured reserve on 12/6...Ran for a pair of 100-yard games...Ranked 3rd in the NFC in rushing yards by a rookie and 8th in the NFL with 538...Posted 5th-longest run by a rookie RB in the NFL in 2014, a 55-yard scamper vs. Atlanta (9/28)...Tied for 7th-most starts by a Vikings rookie RB...Missed game vs. Carolina (11/30) with back injury and went on injured reserve on 12/6...Played in season opener at St. Louis (9/7) and caught 1st career pass from Matt Cassel, a 1-yarder...Had 1st career game with rushing attempt and reception vs. New England (9/14)...Had most productive day of his career with 135 yards rushing on 18 carries with a long of 55 vs. Atlanta (9/28), posting the 6th-most rushing yards in a game by a Vikings rookie...His 55-yard jaunt is the 4th-longest by a

Vikings rookie in team history and he became the 1st Vikings rookie to break the 100-yard mark since Adrian Peterson in 2007...Started 1st career game vs. Detroit (10/12) and led team in rushing and receiving, with 40 yards on 11 carries and 42 yards on 6 receptions...Ran for 103 yards on 19 carries against Bills' #1-ranked NFL rush defense at Buffalo (10/19), his 2nd game of 100+ yards in 4 weeks.

COLLEGE Dynamic player who lined up at multiple positions during his 47-game collegiate career with 31 starts...Started at QB, WR, RB and CB during his tenure at Georgia Southern... Notched 17 career games with 100+ rushing yards...Ran for 3,899 career yards and 42 rushing TDs...Threw for 12 career TDs and caught 1 TD pass...As a sophomore, had 2 INT's seeing time at CB...Led team in rushing as a junior and senior...Named team MVP as a junior and senior...Scored winning TD as a senior as GSU won their 1st game over a BCS team at Florida, rushing

for 125 yards on 9 carries against the Gators...As a junior, had 3rd-best single-season rushing mark in school history with 1,817 yards, trailing former Chicago Bear Adrian Peterson's school record by 115 yards...During sophomore season in 2011, started 7 of the 13 games he played in...Ended 2011 season with 705 all-purpose yards and 9 TDs, catching his lone career TD... Played in 10 games as a true freshman, seeing most action at QB and WR.

PREP Earned All-State honors at QB from Atlanta Journal-Constitution and from Georgia Sportswriters as an athlete after his senior season at Sprayberry High in Marietta, GA...Earned Region VII AAAA Player of the Year...Threw for 1,500 yards and ran for 1,300 as a senior...Standout in track, running 100m, 200m, 4x100 relay and competed in long jump.

McKINNON'S NFL TOTALS

Year	GP/GS	No.	RUSHING				TD	RECEIVING				
			Yds.	Avg.	Lg	No.		Yds.	Avg.	Lg	TD	
2014 (Min)	11/6	113	538	4.8	55	0	27	135	5.0	17	0	

SINGLE-GAME CAREER HIGHS

Rushing Attempts.....19..... at Buffalo, 10/19/14
 Rushing Yards 135..... vs. Atlanta, 9/28/14
 Long Rush55..... vs. Atlanta, 9/28/14
 Receptions.....8..... at Chicago, 11/16/14
 Receiving Yards 42..... vs. Detroit, 10/12/14

McKINNON'S 100-YARD RUSHING GAMES

GAMEAtt/Yds/TD
 vs. Atlanta, 9/28/1418/135/0
 @ Buffalo, 10/19/1419/103/0

2014	MINNESOTA	Att.	RUSHING				RECEIVING				
			Yards	Avg.	Long	TD	No.	Yards	Avg.	Long	TD
9/7	@ St. Louis	1	1	5.2	1	0	0	0	0.0	0	0
9/14	vs. New England	2	7	3.5	4	0	2	5	2.5	3	0
9/21	@ New Orleans	2	-1	-0.5	1	0	2	9	4.5	7	0
9/28	vs. Atlanta	18	135	7.5	55	0	1	17	17.0	17	0
10/2	@ Green Bay	7	24	3.4	10	0	3	22	7.3	8	0
10/12	vs. Detroit*	11	40	3.6	9	0	6	42	7.0	13	0
10/19	@ Buffalo*	19	103	5.4	29	0	2	-2	-1.0	4	0
10/26	@ Tampa Bay*	16	83	5.2	28	0	1	-1	-1	-1	0
11/2	vs. Washington*	14	54	3.9	15	0	3	14	4.7	15	0
11/16	@ Chicago*	8	38	4.8	23	0	4	20	5.0	14	0
11/23	vs. Green Bay*	15	54	3.6	10	0	3	9	3.0	8	0
11/30	vs. Carolina										
12/7	vs. NY Jets										
12/14	@ Detroit										
12/21	@ Miami										
12/28	vs. Chicago										
Totals	GP/GS: 11/6	113	538	4.8	55	0	27	135	5.0	17	0

ROOKIE BACKFIELD TANDEM

Jerick McKinnon started his 1st career game vs. Detroit (10/12/14), joining fellow rookie Teddy Bridgewater as the 1st Vikings QB/RB rookie starting duo since 1961 when Fran Tarkenton and Tommy Mason opened the Detroit game on 11/19/61.





CAPTAIN MUNNERLYN #24

POSITION: CORNERBACK
HEIGHT/WEIGHT: 5-9/195
DOB: 4-10-88
HOMETOWN: MOBILE, AL

COLLEGE: SOUTH CAROLINA
ACQUIRED: FA '14
NFL SEASON: 7
VIKINGS SEASON: 2

2014 GP/GS	Career GP/GS	Playoffs GP/GS
16/16	93/66 (77/50-CAR; 16/16-MIN)	1/1-CAR

- From 2010-14 he is tied for 2nd in NFL with 5 INT TDs, Aqib Talib is tops with 6.
- Holds Carolina Panthers career INT return TD record with 5 and is tied for single-season record with 2, achieved in both 2012 and 2013.
- Recorded INTs in back-to-back to back weeks for the Vikings against Mike Glennon (TB) and Robert Griffin III (Was.) 10/26/14 and 11/2/14.
- Has not missed a game in the past 3 seasons.

OFF THE FIELD Active with March of Dimes charities, a cause close to his heart as he was a premature baby himself...Majored in criminal justice at South Carolina...Was college teammates and roommates with former Viking LB Jasper Brinkley...Named after his great grandfather-Captain Moore...Has a son, Captain, and daughter, Eden...Has hosted youth football camps in Mobile each season he's been in the NFL.

PRO In his 1st season in purple, helped the Vikings defense improve from 31st in passing yards allowed per game in 2013 to 7th during the 2014 campaign...Joined Minnesota as a free agent on 3/13/14...Has returned 5 of his 9 career INTs for TDs...2nd in NFL from 2010-14 with 5 INT return TDs...Holds Panthers career INT return TD record with 5 and is tied for the club single-season record with 2, a feat he achieved in 2012 and in 2013, the only Panthers player to have multiple INT return TDs in a season twice...Helped Panthers win NFC South title in 2013 and earn #2 seed in NFC playoffs...Originally joined Panthers as a 7th-round (#216) pick in the 2009 NFL Draft.

2014 Matched a career-high 16 starts in his 1st season as a Viking...Began his Viking career against St. Louis (9/7) in the season opener with 5 unassisted tackles in his 1st start as a Viking, helping the team to a 34-6 win...Recorded INTs in back-to-back weeks against Mike Glennon (TB) and Robert Griffin III (Was.) 10/26 and 11/2, respectively...Finished the season tied for 4th on the team with 7 PDs...9th on the team with 69 total tackles...Helped the Vikings defense improve from 31st in passing yards per game in 2013 to 7th during the 2014 campaign...Helped increase the INT total among all Viking DBs from 6 in 2013 to 12 in 2014.

2013 Started all 16 regular season games and NFC Divisional Playoff game vs. San Francisco, his 1st career playoff game...Started all 16 games for 1st time in his career...Scored TDs on both INTs during the season, matching the team record for a single season, a mark he also tied in 2012...Helped Panthers defense rank #3 in the NFL in total defense...Ranked 3rd on team with 86 tackles and led club with 13 passes defended...Led Panthers with 86 INT return yards...Had career-best 3.5 sacks...Scored TDs on INTs vs. St. Louis (10/20) and vs. NY Jets (12/15)...Scored on INT vs. Rams on 1st play of the game, notching the 2nd-fastest score in Panthers franchise history, a mere :21 seconds into the game...Added a career-high 2.0 sacks along with the INT-return TD vs. NY Jets...Notched career-best 13 tackles at Miami (11/24)...Had 1.5 sacks on Drew Brees vs. New Orleans (12/22)...Forced a fumble on Adrian Peterson at Vikings (10/13).

2012 Started 11 of his 16 games during the season...Tied team record with 2 INT return TDs, taking back both INTs on the season for TDs...Notched 66 tackles for Panthers defense that ranked #10 in the NFL in total defense...Started 11 of the final 12 games of the season...Led team with 14 punt returns...Scored on 33-yard INT return TD vs. Seattle (10/7) and took back a Josh Freeman pass 74 yards for a score vs. Tampa Bay (11/18)...Had season-high 7 tackles vs. Denver (11/11) and at New Orleans (12/30).

2011 Started all 14 games he played...Notched 55 tackles and a pair of sacks, the first 2 sacks of his career...Missed final 2 games of season with hamstring injury, going on injured reserve on 12/23...Posted 1st career sack vs. New Orleans (10/9) when he caught Drew Brees on a blitz...Caught Vikings QB Christian Ponder vs. Minnesota (10/30) and later in the game had a FF and FR on the same play against WR Percy Harvin.

2010 Played in all 16 and started 5 games...Led team with 10 passes defended and tied for 2nd on club with 3 INTs...Scored 1st INT return TD at Cleveland (11/28), returning a Jake Delhomme pass 30 yards for the score...Notched 1st career INT vs. Cincinnati (9/26) off Bengals QB Carson Palmer...Had 30 punt returns with a 10.9-yard average...Returned a pair of kickoffs during the season...Started 5 of the final 6 games of the season.

2009 Saw action in 15 games and made 4 starts...Averaged 9.0 yards per return on 31 punt returns during the season...Notched 1st career start vs. Buffalo (10/25)...Posted 1st career FR at New England (12/13)...Had a FF on Eli Manning at NY Giants (12/27)...Made NFL debut in season opener vs. Philadelphia (9/13)...Drafted in 7th round (#216) by Carolina.

COLLEGE Started 28 of his 36 career games at South Carolina...Declared for NFL Draft after his junior season...Had career 127 tackles, 5 INTs, 2.0 sacks and 19 PBU...Scored TD on an 81-yard blocked FG return vs. Kentucky as a junior in 2008 and also had 84-yard KOR during game...Named 1st Team All-SEC in 2007...Started 6 games as a freshman in 2005.

PREP Standout at Murphy HS in Mobile, AL...Earned All-State as a senior and was All-Region 3 times...Helped team to a 10-2 mark as a senior and finished as regional runner-up...Won Class 6A state title in the 100m as a junior in high school.

AVE AVE CAPTAIN

Vikings free agent CB Captain Munneryn was signed to give the Vikings some veteran experience in the defensive backfield and because of his nose for the ball. Munneryn's small stature doesn't diminish his ability to make big plays on the field. He has returned 5 of his 9 career INTs for TDs.

NFL INT RETURN TDs FROM 2010-14	TDs
Aqib Talib, CB	6
Captain Munneryn, CB	5
Charles Tillman, CB	5
Janoris Jenkins, CB	5

MUNNERLYN'S NFL TOTALS

Year.....	GP/GS	Tackles			Sacks	INTs	PBU	TFL	QBH	FF/FR	Special Teams
		Solo	Asst.	Total							
2009 (Car).....	15/4	35	8	43	0.0	0	2	--	--	1/1	4
2010 (Car).....	16/5	41	6	47	0.0	3 (37)	10	--	--	1/0	0
2011 (Car).....	14/14	36	19	55	2.0	0	7	--	--	1/1	6
2012 (Car).....	16/11	51	15	66	0.0	2 (107)	6	--	--	0/0	2
2013 (Car).....	16/16	60	26	86	3.0	2 (86)	13	--	3	1/1	0
Playoffs.....	1/1	4	0	4	0.0	0	0	--	0	0/0	0
2014 (Min).....	16/16	54	15	69	0.0	2 (1)	7	1	0	0/1	1
Totals.....	93/66	277	89	366	5.0	9 (231)	45	1	3	4/4	13
Playoffs.....	1/1	4	0	4	0.0	0	0	--	0	0/0	0

SINGLE-GAME CAREER HIGHS

Tackles..... 9..... @ Washington, 11/4/12; @ Miami, 11/24/13; vs. New Orleans, 12/22/13
 Solo Tackles..... 8..... @ Miami, 11/24/13
 Passes Defensed 3..... @ Seattle, 12/5/10
 Forced Fumble..... 1..... @ NY Giants, 12/27/09; vs. Minnesota, 10/30/11; @ Minnesota, 10/13/13
 Fumble Recovery..... 1..... 6 times, last vs. NY Jets, 12/7/14
 Sacks 2.0..... vs. NY Jets, 12/15/13
 Interception 1..... 9 times, last vs. Washington, 11/2/14
 Long INT Return 74t..... vs. Tampa Bay, 11/18/12

MUNNERLYN'S SACKS

GAMEQB SACK
 vs. New Orleans, 10/9/11 Drew Brees 1.0
 vs. Minnesota, 10/30/11 Christian Ponder 1.0
 vs. NY Jets, 12/15/13 Geno Smith 2.0
 vs. New Orleans, 12/22/13 Drew Brees 1.5
Total.....5.5

MUNNERLYN'S TOUCHDOWNS

GAMEPLAY
 at Cleveland, 11/28/10 37-yd INT return
 vs. Seattle, 12/5/10 33-yd INT return
 vs. Tampa Bay, 11/18/12 74-yd INT return
 vs. St. Louis, 10/20/13 45-yd INT return
 vs. NY Jets, 12/15/13 41-yd INT return
Total.....5

MUNNERLYN'S INTERCEPTIONS

GAMEQB INT (YDS)
 vs. Cincinnati, 9/26/10 Carson Palmer 1 (2)
 at Cleveland, 11/28/10 Jake Delhomme 1 (37t)
 at Seattle, 12/5/10 Matt Hasselbeck 1 (-2)
 vs. Seattle, 10/7/12 Russell Wilson 1 (33t)
 vs. Tampa Bay, 11/18/12 Josh Freeman 1 (74t)
 vs. St. Louis, 10/20/13 Sam Bradford 1 (45t)
 vs. NY Jets, 12/15/13 Geno Smith 1 (41t)
 at Tampa Bay, 10/26/14 Mike Glennon 1 (0)
 vs. Washington, 11/2/14 Robert Griffin III 1 (1)
Total.....9 (231)



Captain Munnerlyn and teammates visited the Shriners Hospital for Children-Twin Cities as a part of a Play 60 for All Kids event. Munnerlyn learned first-hand the difficulties and challenges kids face when he wore a prosthetic arm for various competitions with the kids.



TERENCE NEWMAN #30

POSITION: CORNERBACK
HEIGHT/WEIGHT: 5-10/177
DOB: 9-4-78
HOMETOWN: SALINA, KS

COLLEGE: KANSAS STATE
ACQUIRED: FA '15
NFL SEASON: 13
VIKINGS SEASON: 1

2014 GP/GS
13/13-CIN

Career GP/GS
174/172 (133/131-Dal; 41/41-CIN)

Playoffs GP/GS
7/6 (5/5-DAL; 2/1-CIN)

• Played for Mike Zimmer in Dallas from 2003-06 and in Cincinnati from 2012-13.

• 2-time **Pro Bowl** honoree ranks 3rd among all active NFL players with 37 career INTs.

OFF THE FIELD Active in community service throughout his career in both Dallas and Cincinnati supporting many causes including Children's Cancer Fund, Leukemia and Lymphoma Society, American Diabetes Association and Salvation Army... Avid golfer...Started "Breakfast Buddies", a program similar to Big Brothers Big Sisters, in his hometown.

HONORS 2-time **Pro Bowler** in 2007 and 2009...Selected **All-Rookie** in 2003 by Pro Football Weekly...Named **NFC Defensive Player of the Week** after recording 3 INTs at Washington (12/14/03).

PRO Has played in 174 games, starting 172...Drafted by Dallas in the 1st round (#5 overall) of the 2003 NFL draft...2-time **Pro Bowl** honoree ('07 & '09) ranks 3rd among all active NFL players with 37 career INTs...2nd among all active DBs with 174 games played trailing only Charles Woodson (238)...Played for Vikings Head Coach Mike Zimmer in Dallas from 2003-06 and in Cincinnati from 2012-13...Played for Vikings LBs Coach Adam Zimmer when he was the Assistant DBs coach for the Bengals during the 2013 season...Helped Dallas rank in the top-10 in total defense 5 times in his 9 years as a Cowboy and aided Cincinnati to top-10 rankings 2 out of 3 years...Has been on 7 playoff bound teams, including 2 division-winning squads (Dallas - '07 & '09)...Has played in 17 career playoff games, starting 6...Appeared in 133 games with 131 starts recording 33 INTs with the Cowboys from 2003-11...Released by Dallas on 3/14/12 and signed with Cincinnati on 4/13/12...Grabbed 5 INTs and started all 41 games he appeared in with the Bengals the past 3 seasons...Signed with the Vikings on 3/27/15.

2014 Started all 13 games he appeared in...Led Cincinnati with 14 PDs...Added 71 tackles, 5th on the team...Recorded 1 INT on the season picking off Josh McCown at Tampa Bay (11/30)...Had season highs in tackles (10) and PDs (3) and recorded his lone special teams tackle of the year vs. Atlanta (9/14)...Did not start and had 3 tackles and 1 PD in the Wild Card playoff loss at Indianapolis (1/4/15).

2013 Played in and started 13 games...Logged 51 tackles and 2 INTs...Ranked 2nd on the team with 14 PDs...Had a season high 6 tackles, 1 INT and returned a fumble 58 yards for the game winning TD vs. Green Bay (9/22)...Was inactive due to injury for the final 3 regular season games and for the Wild Card loss vs. San Diego.

2012 Started all 15 games he appeared in...Had 75 tackles, 2 INTs and a team-leading 14 PDs...Snared both INTs on the season and tied a career high with 4 PDs against Peyton Manning when hosting the Broncos (11/4)...His 2-INT output marked his 5th career multi-INT game in his career...Started in the Wild Card playoff loss at Houston (1/5/13) tallying 7 tackles and 1 PD.

2011 Missed the 1st 2 games of the season with an injury and started the remaining 14 games...Tied for the team lead with 4 INTs and 10 PDs...Corralled 57 tackles...Intercepted 2 passes vs. Buffalo (11/13), including one returned 43 yards for a TD.

2010 Started all 16 games...Totaled career highs in tackles (81) and INTs (5)...Had 2 INTs at Philadelphia (1/2/11) in the season finale, his 3rd multi-INT game of this career.

2009 Started all 16 games en route to his 2nd **Pro Bowl** nod...Had 68 tackles, 3 INTs and a career-high 21 PDs helping the Cowboys to an 11-5 record and the NFC East crown...Forced a career best 3 fumbles...Returned an INT 27 yards for a TD vs. Carolina (9/28)...Started both playoff contests, a Wild Card victory vs. Philadelphia (1/9/10) and a Divisional Round loss at Minnesota (1/17/10).

2008 Appeared and started in 10 games, missing time due to groin and abdominal injuries...Had 39 tackles, 4 INTs and 13 PDs for the NFL's 5th ranked passing defense...Intercepted Eli Manning 2 times vs. the NY Giants (12/14).

2007 Earned 1st **Pro Bowl** selection helping Dallas secure the NFC East with a 13-3 record...Played in 13 games and started 11...Tallied 62 tackles with 4 INTs...Recorded a career high with 129 INT return yards on the season, including a 70-yard return at Buffalo (10/8) and a 50-yard TD, his 1st career INT TD, vs. NY Jets (11/22)...Had an INT in 3 consecutive games picking off passes vs. Washington (11/18), vs. NY Jets (11/22) and vs. Green Bay (11/29)...Helped the Cowboys defense finish rank 9th in total defense and earn a 1st round bye...Started the Divisional Round loss vs. NY Giants (1/13/08).

2006 Started all 16 games for the 4th consecutive season...Had 66 tackles and 1 INT...Helped Dallas to a 9-7 record and a Wild Card berth...Had most prolific season as a punt returner averaging 10.1 yards on 20 returns, including a 56-yard TD vs. Detroit (12/31)...Started the Wild Card loss at Seattle (1/6/07) and totaled 6 tackles and 2 PDs in his 2nd playoff appearance.

2005 Started all 16 games...Recorded 70 tackles, 3 INTs, 15 PDs and 1 sack...Returned 10 punts for 55 yards...Recorded 2nd career sack bringing down Donovan McNabb vs. Philadelphia (10/9).

2004 Started all 16 games...Totaled 66 tackles and set a career high with 12 tackles vs. Pittsburgh (10/17)...Led the team with 4 INTs becoming the 1st Cowboy since Everson Walls (1981-82) to lead the team outright in consecutive seasons.

2003 Started all 16 games for the NFL's top ranked defense, earning **All-Rookie** honors by Pro Football Weekly...Recorded 80 tackles and 4 INTs helping Dallas rank 1st in pass defense for the 3rd time in team history...Had a career day picking off Tim Hasselbeck 3 times at Washington (12/14) and was named **NFC Defensive Player of the Week**...Helped Dallas to 10-6 record and a playoff berth...Started 1st playoff game in the Wild Card loss at Carolina (1/3/04).

COLLEGE Played 4 seasons (1999-2002) at Kansas State...Redshirted in 1998...A consensus All-America selection and the 1st Kansas State player to win the Jim Thorpe Award as nation's top DB...Named the Big 12 Defensive Player of the Year as a senior...Holds career totals of 133 tackles, 10 INTs and 32 PDs...Was teammates with former Vikings LB Ben Leber at Kansas State from 1999-2001...Also participated in track, setting a school record in the 100 meter dash (10.20 seconds) and winning 2 Big 12 100-meter championships.

PREP Helped Central HS in Salinas, KS capture the 1996 football State Championship vs. Liberal HS...Littered twice in football, 3 times in track, 3 times in basketball and once in baseball for the Mustangs...State champion in the 100, 200, 400 and 2nd in the long jump...Was heavily recruited for track receiving offers from nearly every top program.

NEWMAN'S NFL TOTALS

Year	GP/GS	Tackles			Sacks	INTs	PBU	TFL	QBH	FF/FR	Special Teams
		Solo	Asst.	Total							
2003 (Dal)	16/16	69	11	80	1.0	4	14	2.5	-	0/1	0
Playoffs	1/1	5	0	5	0.0	0	0	0.0	-	0/0	0
2004 (Dal)	16/16	61	5	66	0.0	4	13	1.0	-	2/0	0
2005 (Dal)	16/16	55	15	70	1.0	3	15	1.0	-	1/4	0
2006 (Dal)	16/16	54	12	66	0.0	1	12	1.0	-	0/0	1
Playoffs	1/1	5	1	6	0.0	0	1	0.0	-	0/0	0
2007 (Dal)	13/11	51	11	62	0.0	4	15	0.0	-	1/0	0
Playoffs	1/1	0	0	0	0.0	0	0	0.0	-	0/0	0
2008 (Dal)	10/10	31	8	39	0.0	4	13	3.0	-	0/1	0
2009 (Dal)	16/16	54	14	68	0.0	3	21	2.0	-	3/0	0
Playoffs	2/2	8	2	10	0.0	0	1	0.0	-	0/0	0
2010 (Dal)	16/16	67	14	81	0.0	5	14	2.0	-	0/1	0
2011 (Dal)	14/14	40	17	57	0.0	4	10	1.0	-	0/1	0
2012 (Cin)	15/15	49	26	75	0.0	2	14	4.0	-	1/2	2
Playoffs	1/1	7	0	7	0.0	0	1	0.0	-	0/0	0
2013 (Cin)	13/13	44	7	51	0.0	2	14	4.0	-	0/1	0
Playoffs	Inactive										
2014 (Cin)	13/13	44	24	71	0.0	1	14	0.0	-	0/0	0
Playoffs	1/0	3	0	3	0.0	0	1	0.0	-	0/0	0
Totals	174/172	619	164	786	2.0	37	169	21.5	-	8/11	2
Playoffs	7/6	28	3	31	0.0	0	4	0.0	-	0/0	0

PUNT RETURNS

Year	GP/GS	No.	Yds.	Avg.	Lg	TD
2004 (Dal)	16/16	2	13	6.5	7	0
2005 (Dal)	16/16	10	55	5.5	26	0
2006 (Dal)	16/16	20	202	10.1	56t	1
Playoffs	1/1	1	17	17.0	17	0
2007 (Dal)	13/11	4	26	6.5	13	0
2009 (Dal)	16/16	2	-11	-5.5	0	0
Total	16/16	38	285	7.5	56t	1
Playoffs	1/1	1	17	17.0	17	0

PICK KINGS

Terence Newman enters 2015 ranked 3rd among active players with 37 INTs, 14 of which came with Mike Zimmer as his defensive coordinator (12 in DAL, 2 in CIN).

INTERCEPTION LEADERS AMONG ACTIVE PLAYERS

PLAYER	INTs
1) Charles Woodson, CB, Oakland	60
2) DeAngelo Hall, CB, Washington	43
3) Terence Newman, CB, Minnesota	37
4) Charles Tillman, CB, Carolina	36

SINGLE-GAME CAREER HIGHS

Tackles	12	vs. Pittsburgh, 10/17/04
Solo Tackles	11	vs. Pittsburgh, 10/17/04
Passes Defensed	4	@ NY Giants, 9/15/03; vs. Denver 11/4/12
Forced Fumble	1	8x, last vs. Cleveland, 9/16/12
Fumble Recovery	2	vs. Denver, 11/24/05
Sacks	1.0	vs. Arizona, 10/5/03; vs. Philadelphia, 10/9/05
Interception	3	at Washington, 12/14/03
Long INT Return	70	at Buffalo 10/8/07
Punt Returns	3	4x, last vs. NY Jets, 11/22/07
Punt Return Yards	56	vs. Detroit, 12/31/06
Long Punt Return	56t	vs. Detroit, 12/31/06
Punt Return Avg	13.3	vs. Washington, 9/17/06 (min. 3 returns)
Punt Return TD	1	vs. Detroit, 12/31/06

NEWMAN'S INTERCEPTIONS

GAME	QB	INT
at NY Giants, 9/15/03	Kerry Collins	1
at Washington, 12/14/03	Tim Hasselbeck	3
vs. Cleveland, 9/19/04	Jeff Garcia	1
vs. Chicago, 11/25/04	Jonathan Quinn	1
at Philadelphia, 12/19/04	Donovan McNabb	1
vs. Washington, 12/26/04	Patrick Ramsey	1
vs. Washington, 9/19/05	Mark Brunell	1
at Seattle, 10/23/05	Drew Bledsoe	1
vs. Denver, 11/24/05	Jake Plummer	1
vs. NY Giants, 10/23/06	Eli Manning	1
at Buffalo, 10/8/07	Trent Edwards	1
vs. Washington, 11/18/07	Jason Campbell	1
vs. NY Jets, 11/22/07	Kellen Clemens	1
vs. Green Bay, 11/29/07	Brett Favre	1
at Washington, 11/16/08	Jason Campbell	1
vs. Seattle, 11/27/08	Matt Hasselbeck	1
vs. NY Giants, 12/14/08	Eli Manning	2
vs. Carolina, 9/28/09	Jake Delhomme	1
vs. San Diego, 12/13/09	Philip Rivers	1
at Washington, 12/27/09	Jason Campbell	1
vs. NY Giants, 10/25/10	Eli Manning	1
vs. Detroit, 11/21/10	Shaun Hill	1
vs. Washington, 12/19/10	Rex Grossman	1

GAME	QB	INT
at Philadelphia, 1/2/11	Kevin Kolb	2
at New England, 10/16/11	Tom Brady	1
vs. Seattle, 11/6/11	Tarvaris Jackson	1
vs. Buffalo, 11/13/11	Ryan Fitzpatrick	2
vs. Denver, 11/4/12	Peyton Manning	2
at Baltimore, 11/10/13	Joe Flacco	1
vs. Green Bay, 9/22/13	Aaron Rodgers	1
at Tampa Bay, 11/30/14	Josh McCown	1
Total		37

NEWMAN'S SACKS

GAME	QB	SACKS
vs. Arizona, 10/5/03	Jeff Blake	1.0
vs. Philadelphia, 10/9/05	Donovan McNabb	1.0

NEWMAN'S TOUCHDOWNS

GAME	PLAY
vs. Detroit, 12/31/06	56-yd punt return
vs. NY Jets, 11/22/07	50-yd INT return
vs. Carolina, 9/28/09	27-yd INT return
vs. Buffalo, 11/13/11	43-yd INT return
vs. Green Bay, 9/22/13	58-yd fumble return



CORDARRELLE PATTERSON #84

POSITION: WIDE RECEIVER
HEIGHT/WEIGHT: 6-2/220
DOB: 3-17-91
HOMETOWN: ROCK HILL, SC

COLLEGE: TENNESSEE
ACQUIRED: Draft 1c (#29) '13
NFL SEASON: 3
VIKINGS SEASON: 3

2014 GP/GS
16/7

Career GP/GS
32/13

Playoffs GP/GS
0/0

- Set Vikings record and tied NFL mark with 109-yard KO return on opening kickoff vs. Green Bay (10/27/13), setting mark for longest NFL KO return and tied the longest play in NFL history.
- Is tied for most career plays of 105+ yards (2) in NFL history with Jacoby Jones and Ed Reed.
- Earned 1st-Team AP **All-Pro** honors and **Pro Bowl** berth, only the 3rd Vikings rookie to earn 1st-Team honors from the AP.

OFF THE FIELD Majored in communications at UT and returned to campus in 2014 offseason...Has taken up photography as a hobby...Aspires to be an entrepreneur following his football career...Has a daughter, Cienna...Threw out 1st pitch at Twins game vs. Kansas City in April 2014...Active in the local sports scene regularly attending Wild, Timberwolves and Twins games...Responded to a 1st-grader's request for a visit to their Maple Grove, MN school in May 2014...Shares hometown of Rock Hill, SC with fellow NFL 1st-rounder Jadeveon Clowney and Stephon Gilmore.

HONORS Named **1st-Team All-Pro** by Associated Press in 2013...Selected to **Pro Bowl** in 2013...Voted 2013 **Vikings Special Teams MVP** and 2013 **Vikings Children's Fund Rookie of the Year** by teammates...**NFC Special Teams Player of the Month** for September 2013...**NFC Special Teams Player of the Week** vs. Green Bay (10/27/13)...**NFL Offensive Rookie of the Month** in December 2013.

PRO Earned 1st-Team **All-Pro** honors from Associated Press and selected to **Pro Bowl**...Is only the 3rd rookie to be 1st-Team AP All-Pro in team history, joining Randy Moss (1998) and Blair Walsh (2012)...Scored 9 TDs, the 4th-most by a rookie in Vikings history...Scored a TD in the final 5 games of rookie season in 2013...Scored 3 different ways during his rookie season- by rushing, receiving and return- only the 6th player in team history to achieve the feat and the 1st rookie...Scored 1st career TD in his 2nd career game with a 105-yard KO return TD at Chicago (9/15/13)...Scored 2nd career TD with a 109-yard KO return vs. Green Bay (10/27/13), setting Vikings record for longest play in team history, matching team record for most KO return TDs in a season with 2 and tied an NFL record for the longest play in league history...Both kickoff return TDs as a rookie were on the opening kickoff of the game... Set NFL record for most rushing yards in a single game by a WR with 102 at St. Louis (9/7/14)...67-yard rushing TD was a career-long and the longest scoring rush by a WR in team history...1st WR in the NFL to have a 35+ yard TD rush in 3 consecutive games (35t at Cin., 12/22/13, 50t vs. Det., 12/29/13, 67t at StL, 9/7/14)...1st WR in NFL history with 50+ yard TD rushes in back-to-back games (50t vs. Det., 12/29/13, 67t at StL, 9/7/14)...Has 4 career rushing TD which ties Percy Harvin for most rushing TDs in team history by a WR...Acquired with #29 overall pick in 2013 Draft after a trade with New England, giving the Vikings 3 picks in the 1st round for only the 2nd time in franchise history, the last coming in 1967...Was the 3rd WR drafted in 2013...Scored the final 2 TDs in the Metrodome scoring twice in the finale vs. the Lions (12/29/13), a 50-yard rush and an 8-yard reception.

2014 Set NFL record for most rushing yards in a single game by a WR with 102 at St. Louis (9/7)...67-yard rushing TD was a career-long and the longest scoring rush by a WR in team history...Has 4 career rushing TD which ties Percy Harvin for most rushing TDs in team history by a WR...Finished the season with 384 receiving yards on 33 receptions and 1 TD (at Buffalo, 10/19)...Season-high 6 receptions and 84 receiving yards at Tampa Bay (10/26)...Rushed 10 times for 117 yards with 1 TD for the season...Finished 6th in the NFL, 2nd in NFC, with a 25.6 kick return average...Long kick return on the season was 51 yards at Detroit (12/14).

2013 Led NFL and set Vikings record with 32.4-yard average on KO returns...Set team record with 1,393 kickoff return yards in a season, a mark held by Buster Rhymes since 1985...Tied longest play in NFL history and set longest KO return with 109-yarder vs. Green Bay (10/27) and took opening kickoff at Chicago (9/15) back 105 yards for a TD in his 2nd career game...Tied Vikings record with 2 KO return TDs in a season...Scored TDs 3 different ways during season- rushing, receiving and returning- only the 6th Viking to do so and the 1st rookie in team history...The 1st NFL player with a 100+ KO return TD, a 75+ receiving TD and a 50+ rushing TD...Scored 9 TDs on the season, the 4th-most by a rookie in team history...Notched career-high 141 receiving yards, the 2nd-most by a 2013 rookie, and hauled in 79-yard TD from Matt Cassel at Baltimore (12/8), the 3rd-longest reception by a Vikings rookie in team history...Posted longest rushing TD and 2nd-longest rush by a Vikings WR with a 50-yarder vs. Detroit (12/29) in the final game at MOA Field and caught an 8-yard TD, scoring the final 2 TDs in Dome history...Set an NFL record since the 1970 merger and a Vikings record for most rushing TDs by a WR in a season with 3...Caught 1st career pass from Christian Ponder for 10-yard gain at Detroit (9/8) in season opener.

COLLEGE In his lone season of Division I football, earned All-SEC honors and started all 12 games for Tennessee...Tabbed as 1st-Team All-SEC by Associated Press as an All-Purpose Player...Earned 1st-Team All-SEC All-Purpose Player by conference coaches and 2nd-Team Return Specialist by the coaches...Set UT record with 1,858 all-purpose yards, breaking record set by Reggie Cobb in 1987...Became 1st player in NCAA to score a TD 4 different ways in a season since 2008 (receiving, rushing, PR, KOR)...Was rated the #1 JUCO WR recruit coming out of Hutchinson CC and #4 overall JUCO at prospect...Earned NJCAA All-America honors both seasons at Hutchinson CC...Ran on Hutch track team.

PREP Standout WR at Northwestern High in Rock Hill, SC...Helped lead team to Class 4A Division II state title game as a senior in 2008...Named All-State as a senior...High school teammate with future UT teammate QB Justin Worley...Attended North Carolina Tech Christian Academy in 2010.

PATTERSON'S NFL TOTALS

Year	GP/GS	No.	RECEIVING				TD	RUSHING				TD
			Yds.	Avg.	Lg			No.	Yds.	Avg.	Lg	
2013 (Min)	16/6	45	469	10.4	79t	4	12	158	13.2	50t	3	
2014 (Min)	16/7	33	384	11.6	28	1	10	117	11.7	67t	1	
Total	32/13	78	853	10.9	79t	5	22	275	12.5	67t	4	

KICKOFF RETURNS

Year	GP/GS	No.	Yds.	Avg.	Lg	TD
2013 (Min)	16/6	43	1,393	32.4	109t	2
2014 (Min)	16/7	34	871	25.6	51	0
Total	32/13	77	2,264	29.4	109t	2

SINGLE-GAME CAREER HIGHS

Receptions	8	@ Green Bay, 11/24/13
Receiving Yards	141	@ Baltimore, 12/8/13
Long Reception	79t	@ Baltimore, 12/8/13
Receiving TD	1	5x, last @ Buffalo, 10/19/14
Rushing Attempts	3	2x, last @ St. Louis, 9/7/14
Rushing Yards	102	@ St. Louis, 9/7/14
Long Rush	67t	@ St. Louis, 9/7/14
Rushing TD	1	4x, last @ St. Louis, 9/7/14
Kickoff Returns	5	2x, last vs. Green Bay, 10/27/13
Kickoff Return Yards	228	vs. Green Bay, 10/27/13
Long Kickoff Return	109t	vs. Green Bay, 10/27/13
Kickoff Return Avg	49.7	@ Chicago, 9/15/13 (min. 3)

PATTERSON'S CAREER GAME-BY-GAME (* Starts; 100-yard games bold)

2013	MINNESOTA	No.	RECEIVING				RUSHING				TD
			Yards	Avg.	Long	TD	Att.	Yards	Avg.	Long	
9/8	@ Detroit	1	10	10	10	0	0	0	0	0	0
9/15	@ Chicago	2	14	7	14	0	0	0	0	0	0
9/22	Cleveland	2	49	24.5	37	0	1	0	0	0	0
9/29	Pittsburgh	1	9	9	9	0	0	0	0	0	0
10/13	Carolina	2	3	1.5	5	0	0	0	0	0	0
10/21	@ NY Giants	3	22	7.3	15	0	1	2	2	2	0
10/27	Green Bay	2	26	13	17	0	0	0	0	0	0
11/3	@ Dallas	3	13	4.3	5	0	0	0	0	0	0
11/7	Washington	2	22	11	20	1	0	0	0	0	0
11/17	@ Seattle*	3	28	9.3	15	0	0	0	0	0	0
11/24	@ Green Bay	8	54	6.8	21	0	0	0	0	0	0
12/1	Chicago*	1	4	4	4	0	2	27	13.5	33t	1
12/8	@ Baltimore*	4	141	28.2	79t	1	1	6	6	6	0
12/15	Philadelphia*	5	35	7.9	11	1	2	15	7.5	12	0
12/22	@ Cincinnati*	3	8	2.7	11	0	3	54	18	35t	1
12/29	Detroit*	2	31	15.5	23	1	2	54	27	50t	1
Totals	GP/GS: 16/6	45	469	10.4	79t	4	12	158	13.2	50t	3

2014	MINNESOTA	No.	RECEIVING				RUSHING				TD
			Yards	Avg.	Long	TD	Att.	Yards	Avg.	Long	
9/7	@ St. Louis*	3	26	8.7	13	0	3	102	34	67t	1
9/14	New England*	4	56	14	26	0	0	0	0	0	0
9/21	@ New Orleans	4	61	15.3	28	0	1	-7	-7	-7	0
9/28	Atlanta*	2	38	19	22	0	0	0	0	0	0
10/2	@ Green Bay*	2	8	4	6	0	0	0	0	0	0
10/12	Detroit*	2	15	7.5	9	0	1	2	2	2	0
10/19	@ Buffalo	2	9	4.5	5	1	1	3	3	3	0
10/26	@ Tampa Bay*	6	86	14.3	28	0	1	10	10	10	0
11/2	Washington*	1	9	9	9	0	0	0	0	0	0
11/16	@ Chicago	2	24	12	17	0	1	3	3	3	0
11/23	Green Bay	2	18	9	10	0	0	0	0	0	0
11/30	Carolina	0	0	0	0	0	0	0	0	0	0
12/7	New York Jets	0	0	0	0	0	1	6	6	6	0
12/14	@ Detroit	2	16	8	9	0	0	0	0	0	0
12/21	@ Miami	1	18	18	18	0	1	-2	-2	-2	0
12/28	Chicago	0	0	0	0	0	0	0	0	0	0
Totals	GP/GS: 16/7	33	384	11.6	28	1	10	117	11.7	67t	1

PATTERSON'S TOUCHDOWNS

GAME	PLAY
@ Chicago, 9/15/13	105t KO Return vs. Green Bay, 10/27/13
vs. Washington, 11/7/13	109t KO Return vs. Chicago, 12/1/13
@ Baltimore, 12/8/13	79t pass from Cassel vs. Philadelphia, 12/15/13
@ Cincinnati, 12/22/13	35t run vs. Detroit, 12/29/13
@ St. Louis, 9/7/14	50t run, 8t pass from Cassel vs. St. Louis, 9/7/14
@ Buffalo, 10/19/14	67t run @ Buffalo, 10/19/14
	4t pass from Bridgewater

PATTERSON'S 100-YARD GAMES - RECEIVING

GAME	Rec/Yds/TD
@ Baltimore, 12/8/13	5/141/1

PATTERSON'S 100-YARD GAMES - RUSHING

GAME	Rush/Yds/TD
@ St. Louis, 9/7/14	3/102/1

KICKOFF RETURNS

2013	MINNESOTA	No	Yards	Avg.	Lg	TD
9/8	@ Detroit	2	54	27.0	30	0
9/15	@ Chicago	3	149	49.7	105t	1
9/22	Cleveland	2	59	29.5	30	0
9/29	Pittsburgh	5	144	28.8	42	0
10/13	Carolina	0	0	0.0	0	0
10/21	@ NY Giants	1	69	69.0	69	0
10/27	Green Bay	5	228	45.6	109t	1
11/3	@ Dallas	4	105	26.3	45	0
11/7	Washington	2	37	18.5	23	0
11/17	@ Seattle	4	117	29.3	35	0
11/24	@ Green Bay	4	126	31.5	57	0
12/1	Chicago	0	0	0.0	0	0
12/8	@ Baltimore	4	111	27.8	42	0
12/15	Philadelphia	0	0	0.0	0	0
12/22	@ Cincinnati	4	143	35.8	48	0
12/29	Detroit	3	51	17.0	23	0
Totals		43	1,393	32.4	109t	2

KICKOFF RETURNS

2014	MINNESOTA	No	Yards	Avg.	Lg	TD
9/7	@ St. Louis	2	48	24.0	29	0
9/14	New England	1	23	23.0	23	0
9/21	@ New Orleans	4	120	30.0	43	0
9/28	Atlanta	2	86	43.0	49	0
10/2	@ Green Bay	3	59	19.7	27	0
10/12	Detroit	1	15	15.0	15	0
10/19	@ Buffalo	3	40	13.3	24	0
10/26	@ Tampa Bay	3	79	26.3	31	0
11/2	Washington	3	70	23.3	32	0
11/16	@ Chicago	1	21	21.0	21	0
11/23	Green Bay	2	75	37.5	42	0
11/30	Carolina	1	28	28.0	28	0
12/7	New York Jets	4	86	21.5	29	0
12/14	@ Detroit	2	74	37.0	51	0
12/21	@ Miami	2	47	23.5	29	0
12/28	Chicago	0	0	0.0	0	0
Totals		34	871	25.6	51	0

THE CORDARRELLE DEAL

In his rookie campaign, Cordarrelle Patterson notched the longest KO return in NFL history, set the Vikings record for KO return avg. in a season and scored a TD in 5 consecutive games to end the 2013 season.

LONGEST KO RETURNS IN VIKINGS HISTORY

PLAYER, GAME	YARDS
Cordarrelle Patterson, vs. Green Bay, 10/27/13	109t
Cordarrelle Patterson, at Chicago, 9/15/13	105t
Percy Harvin, at Detroit, 9/30/12	105t

LONGEST PLAYS IN NFL HISTORY

PLAYER, GAME	YARDS
Cordarrelle Patterson, Minn vs. GB, 10/27/13	109t KOR
Antonio Cromartie, SD at Minn, 11/4/07	109t Missed FG Ret.
5 others tied at	108t

VIKINGS KO RETURN AVERAGE IN A SEASON

PLAYER, SEASON	AVG
Cordarrelle Patterson, 2013	32.4
Aundrae Allison, 2007	28.7

NFL KO RETURN AVERAGE IN A SEASON SINCE 1970 MERGER

PLAYER, SEASON	AVG
Jim Duncan, Baltimore, 1970	35.4
Ron Brown, LA Rams, 1985	32.8
Cecil Turner, Chicago, 1970	32.7
Cordarrelle Patterson, 2013	32.4

RUNNING DOWN A DREAM

Cordarrelle Patterson proved he is a threat to score any way at any time during his first 2 years in the NFL. He set an NFL record since the 1970 merger with 3 rushing TDs by a WR in 2013 and has tied the Vikings career record for rushing TDs by a WR with 4. In 2014, his opening day 67-yard rushing TD at St. Louis (9/7/14) was the longest by a WR in franchise history. A big-play threat during his opening 2 seasons, Patterson has etched his name throughout the Vikings record book and looks to build on his resume in 2015.

RUSHING TDs IN A SEASON BY WRs SINCE 1970 MERGER

PLAYER	TDs
Cordarrelle Patterson, 2013	3
Jerry Rice, 1994	2
Percy Harvin, 2011	2

CAREER RUSHING TDs BY VIKINGS WRs

PLAYER	TDs
Cordarrelle Patterson	4
Percy Harvin	4

LONGEST RUSHES BY VIKINGS WRs

PLAYER, GAME	YDS
Cordarrelle Patterson, @ St. Louis, 9/7/14	67t
Bob Grim, at NY Giants / 10/31/71	54
Cordarrelle Patterson, vs. Detroit, 12/29/13	50t



Cordarrelle Patterson visited Rice Lake Elementary in Maple Grove after receiving a letter from a 3rd grader inviting him to spend the day at her school. Patterson ate lunch with the youngsters and spent the afternoon taking questions and playing catch with the class.



BRIAN PETERS #45

POSITION: LINEBACKER
HEIGHT/WEIGHT: 6-3/235
DOB: 10-31-88
HOMETOWN: PICKERINGTON, OH

COLLEGE: NORTHWESTERN
ACQUIRED: FA '15
NFL SEASON: 1
VIKINGS SEASON: 1

2014 GP/GS
18/18-CFL

Career GP/GS
32/13-CFL

Playoffs GP/GS
0/0

- Spent the 2013-14 seasons in the Canadian Football League with the Saskatchewan Roughriders.
- Won the 101st Grey Cup with the Roughriders following the 2013 season. Recorded 5 special teams tackles in the game.
- Played with the Iowa Barnstormers of the Arena Football League in 2012.

OFF THE FIELD Earned his degree in Learning and Organizational Change in 2011 from Northwestern...Went on to earn a master's of arts in sports marketing and public relations...Son of Jeff and Carla...Father, Jeff, wrestled collegiately at Miami (Ohio)...Worked with Special Olympics in high school...Awarded Riders Outstanding Community Service Award in 2014 for his service in the community including hospital visits and a blood drive, in addition to the Habitat for Humanity efforts.

PRO Signed with the Vikings on 2/23/15...2015 will be his 1st season in the NFL after having stints in the AFL and CFL from 2012-2014...2013 Grey Cup Champion with Saskatchewan Roughriders...Just the 5th player in CFL history, and 1st Rider, to lead team in tackles and ST tackles in the same season.

2014 Started all 18 games and 1 playoff game with Saskatchewan...Led the defense in tackles with 78 while adding 3 sacks, 2 INTs with 1 returned 15 yards for a TD vs. Calgary, 1 FF and team-high 20 special teams tackles...Just the 3rd player in CFL history, and 1st Roughrider, to register over 75 tackles

PETERS' CFL TOTALS

Year	GP/GS	Tackles					FF/FR	Special Teams
		Total	Sacks	INTs	TFL			
2013 (SSK)	11/0	2	0.0	0	1.0	0/0	16	
Playoffs	3/0	1	0.0	0	0	0/0	7	
2014 (SSK)	18/18	78	3.0	2 (16)	0.0	1/0	20	
Playoffs	1/1	5	0.0	0	0	0/0	7	
Totals	29/18	80	3.0	2 (16)	1.0	1/0	36	
Playoffs	4/1	6	0	0	0	0/0	7	

and 20 special teams tackles in a season.

2013 Elevated from the practice squad to the active roster for the final 11 games of the regular season...appeared in 3 playoff games including a winning performance in the Grey Cup where he recorded 5 special teams tackles...7 total special teams tackles in the playoffs...2nd best on team with 16 special teams tackles on the season...2 defensive tackles with 1 TFL as a back-up linebacker.

2012 Played with the Iowa Barnstormers of the AFL before joining the Saskatchewan practice squad.


COLLEGE Played 4 (2008-11) seasons at Northwestern while redshirting as a freshman (2007)...started 13 games his senior season...finished with 92 tackles, 5 interceptions, 1 sack and 2 force fumbles...named First team All-Big Ten as well as Academic All-Big Ten honoree...started 13 games his junior season...finished with team-high 107 tackles, 3 interceptions and 1 forced fumble...named to Second team All-Big Ten and to the Academic All-Big Ten team...finished his collegiate career as the school's all-time leading tackler (301)...also added 12 interceptions, 6 forced fumbles and 23 pass breakups over 52 games for the Wildcats.

PREP 2nd Team All-Ohio in 2006...Two-time 1st-Team All-District, All-County, All-Conference in 2005-06...127 tackles, 4 INTs during senior season...also played Tight End and Place-Kicker going 53-55 on PATs and 4-8 on FGs...finished career with 277 tackles and 18 INTs...2006 Division II State runner-up...also lettered in baseball and track...played basketball for 1 season...4 years on high honor roll.

GREY CUP VIKINGS

LB Brian Peters (left picture), along with CB Jaiil Carter (middle picture), join Bud Grant (right picture) as Grey Cup winners during the stints in the Canadian Football League. Peters won the cup with the Roughriders in 2013, Carter with the Argonauts in 2012 and Grant a 4-time champion with the Winnipeg Blue Bombers in 1958, '59, '61, '62.





ADRIAN PETERSON #28

POSITION: RUNNING BACK
HEIGHT/WEIGHT: 6-1/220
DOB: 3-21-85
HOMETOWN: PALESTINE, TX

COLLEGE: OKLAHOMA
ACQUIRED: D 1(#7) '07
NFL SEASON: 9
VIKINGS SEASON: 9

2014 GP/GS
1/1

Career GP/GS
104/97

Playoffs GP/GS
4/4

• In 2012 became 3rd Vikings player to earn NFL MVP honors, joining Alan Page (1971) and Fran Tarkenton (1975).

• Became the 1st Vikings RB to lead the NFL in rushing in 2008, setting a then team record with 1,760 yards which he later broke with a 2,097-yard season, the 2nd most in NFL history, in 2012.

• Set NFL single-game rushing record with 296 yards vs. San Diego in 2007, the 8th game of his career.

OFF THE FIELD Has taken mission trips to Africa in the 2010 and 2011 offseasons, working with Starkey Hearing to provide hearing aids to disadvantaged children and adults, joining other NFL stars on the trips...Addressed crowd following game vs. Detroit (12/29/13) as part of the closing ceremonies at Mall of America Field following the final game at the stadium...Works with youth through his All Day Foundation, with the motto "Giving Back Every Day, All Day"...Has hosted Special Olympics of Minnesota Punt, Pass and Kick events at Winter Park... Comes from an athletic family as mother, Bonita Jackson, was a track and field star and father, Nelson Peterson, was a collegiate basketball player at Idaho State...His uncle, Ivory Lee Brown, was an NFL player and suited up for the Vikings in 1993...Majored in sociology...Active yearly around Holiday season through "Shop With A Viking" program...Sponsors an AAU girl's basketball team in Texas-the AD Elite team...Married to wife, Ashley.

HONORS Named 2012 **NFL MVP**...Selected 2012 **NFL Offensive Player of the Year**...2008, 2009, 2012 Associated Press **All-Pro** 1st Team and 2nd-Team honoree in 2007 and 2013...2008 and 2012 **Bert Bell Player of the Year** Award winner by Maxwell Club...Named to **50 Greatest Vikings** team as part of 50th season celebration in 2010...Named to **Vikings All-Mall of America Field Team** in 2013 in honoring the final season in the Dome...2008 **FedEx Ground Player of the Year**...2007, 2008, 2009, 2012 **Pro Bowl** starter, 2010 and 2013 **Pro Bowl** selection but not a starter...**Pro Bowl MVP** as a rookie...2007 Associated Press **Offensive Rookie of the Year**...2007 **Diet Pepsi NFL Rookie of the Year**...2007, 2008, 2010, 2012 and 2013 **Vikings Offensive MVP** as voted by teammates...2007 Pro Football Weekly **All-Rookie Team**...**NFL Rookie of the Month** in September 2007 and October 2007...**NFC Offensive Player of the Week** at Chicago (10/14/07), vs. San Diego (11/4/07), vs. Green Bay (11/9/08), vs. Detroit (9/26/09), vs. Arizona (10/9/11)...**FedEx Ground Player of the Week** at Chicago (10/14/07), vs. San Diego (11/4/07), vs. Arizona (10/9/11), vs. Arizona (10/21/12), vs. Pittsburgh (9/29/13), vs. Chicago (12/1/13).

PRO Notched 2nd-best single-season rushing mark in NFL history with 2,097 yards in 2012...Tied his own team record with 10 games over 100 yards...In 7 seasons with the Vikings he has posted 6 of the top 8 single-season rushing yardage marks in club history- #1, #2, #4, #5, #6 and #8...Holds 9 of the 10 top single-game rushing marks in Vikings history... Holds Vikings career record with 86 rushing TDs...Posted 10+ rushing TDs in his first 7 NFL seasons, joining only LaDainian Tomlinson as the only players who have achieved the feat in NFL history...Holds Vikings career rushing yardage record...Ranks 1st in team history for career 100-yard rushing games with 42, passing Robert Smith's 29...Set Vikings record with 18 rushing TDs in 2009 and ranks 2nd in team history for total TDs in a season, trailing Chuck Foreman's 22 in 1975...Holds Vikings

record with 18 career runs of 50+ yards...Holds the **Pro Bowl** record for career rushing TDs with 4...Became the 1st Viking to lead the NFL in rushing in 2008...Tabbed by the Maxwell Club as the **Bert Bell Award** winner as the Player of the Year in 2008 and 2012...Re-wrote the Vikings rookie record book with one of the biggest debut seasons in NFL history en route to the **NFL Offensive Rookie of the Year** and **Diet Pepsi NFL Rookie of the Year** awards...Set NFL single-game rushing mark with 296 yards vs. San Diego (11/4/07)...Came to the Vikings as the 10th RB selected by the team in the 1st round...The only Vikings RBs selected as high or higher were Tommy Mason (#1, 1961), Clinton Jones (#2, 1967) and Darrin Nelson (#7, 1982).

2014 Appeared in 1 game during the season due to being placed on the Commissioner's Exempt List along with a suspension...Started at St. Louis (9/7) and rushed for 75 yards on 21 carries and caught 2 passes for 18 yards.

2013 Earned 2nd-Team Associated Press **All-Pro** honors, his 5th time being 1st or 2nd-team in his 7-year career...Selected to **Pro Bowl** but did not play due to injury...Ran for 1,000+ yards for 6th time in his 7 seasons...Notched 7th straight season with 10+ rushing TDs...Set career-high with 35 carries vs. Chicago (12/1) and season-high 211 yards rushing, his 5th career game with 200+...Surpassed 10,000 career rushing yards vs. Chicago (12/1)...Had 146 yards at Green Bay (11/24) and notched a rushing TD...Rushed for 140 yards at Dallas (11/3)...Ran for 2 TDs vs. Washington (11/7)...Notched a pair of rushing TDs and ran for 140 yards in International Series game vs. Pittsburgh (9/29) in London, scoring on runs of 60 and 7 yards...Ran for 100 yards at Chicago (9/15)...Took the 1st offensive play of the season for the Vikings for a 78-yard TD run at Detroit (9/8), matching Robert Smith's team record for longest opening-day run and setting an NFL record for the longest TD run on a player's first carry in a season since the 1970 merger...Tied career-high with 3 TDs in opener at Detroit, scoring 2 rushing TDs and 1 receiving score.

2012 Earned **NFL MVP**, **Offensive Player of the Year** and **1st-Team Associated Press All-Pro** honors following offseason knee surgery...Became only the 3rd Vikings player to take home NFL MVP, joining Alan Page in 1971 and Fran Tarkenton in 1975...Ran for 2,097 yards, the 2nd-best mark in NFL history behind Eric Dickerson's 2,105...Tied his own team record with 10 games of 100+ yards on the season and 2 games of 200+ on the season...Matched NFL record held by Earl Campbell in 1980 with 7 games with 150+ yards...Tied NFL record with 7 runs of 50+ yards on the season, matching Barry Sanders in 1997...Broke Vikings career rushing yardage record in season opener vs. Jacksonville (9/9)...Set NFL record for rushing yards in a month when he amassed 861 yards during December...Posted career-long 82-yard TD run in a pair of games, at Green Bay (12/2) and at St. Louis (12/16).

2011 Ran for 970 yards in 12 games during the season, falling just 66 yards shy of the Vikings career rushing yards record...Broke the Vikings career rushing TDs record vs. Tampa Bay (9/18) with his 53rd career score on a 1-yard run in the 1st quarter...Missed 3 games following ankle injury suffered vs. Oakland (11/20)...Had season cut short by knee injury at Washington (12/24), going on injured reserve before the season finale...Ended season with 12 rushing TDs, giving him 64 for his career...Ranked 3rd in NFL with 12 rushing TDs...Broke the 100-yard mark 3 times during the season, moving his career total to 27...Tied Vikings record and career-best with 3 rushing TDs vs. Arizona (10/9) in the 1st win of the season...Named **NFC**

Offensive Player of the Week and FedEx Ground Player of the Week vs. Arizona...Posted season-best 175 yards on the ground vs. Green Bay (10/23).

2010 Earned 4th trip to **Pro Bowl**...Rushed for 1,298 yards, the 6th-best total in team history...Tied for Vikings career rushing TDs record with 52, matching total of Chuck Foreman and Bill Brown...Tied for the 5th-best mark in Vikings history with 12 rushing TDs...Notched career-long rush with 80-yard TD burst vs. Detroit (9/26)...Moved into 3rd place in team history for career rushing yards with 5,782...Had 5 games with 100+ yards rushing, giving him 24 games over the 100-yard mark for his career...Notched his 4th career 3-rushing TD game vs. Buffalo (12/5)...Had a streak of 350 offensive touches without a fumble (11/29/09-12/28/10), the 2nd-longest streak in Vikings history.

2009 Earned 1st-Team Associated Press **All-Pro** and selected to the **Pro Bowl**...Set Vikings record with 18 rushing TDs and led all NFL non-kickers in scoring...Posted the 4th-highest single-season rushing total in team history...Teamed with Sidney Rice to form the NFC's top rushing-receiving tandem with a combined 2,695 yards (1,383 rushing/1,312 receiving)...Moved into tie for 3rd in team history with 40 career rushing TDs...Moved into 2nd in Vikings history with 19 career 100-yard rushing games...Ranked 2nd in the NFC in rushing yards...Had career-best 43 receptions for 436 yards...Ran for 3 TDs to set a team playoff record and tied a team playoff record with 3 total TDs with his performance at New Orleans (1/24/10) in NFC Championship game...His 122 rushing yards at New Orleans are the 3rd-most in a playoff game in Vikings history...Set a Vikings opening-day record with 180 yards rushing at Cleveland (9/13).

2008 Led NFL in rushing and set a then-Vikings single-season record with 1,760 yards, becoming the 1st Vikings RB to lead the League in rushing yards...Recognized by Maxwell Club with the **Bert Bell Player of the Year** award, 1st-Team Associated Press **All-Pro** honoree, **Pro Bowl** starter and voted by teammates as **Vikings Offensive MVP**...Tied for 2nd in Associated Press voting for Offensive Player of the Year and finished 4th in AP polling for NFL MVP...Set Vikings record with 10 games over the 100-yard mark...Set team record for rushing attempts with 363, breaking the old record held by Chester Taylor in 2006 by 60 carries...Set then-Vikings record for yards rushing per game at 110.0...Ran for 192 yards vs. Green Bay (11/9)...Named the **NFC Offensive Player of the Week** for his performance vs. Green Bay (11/9) along with **FedEx Ground Player of the Week**...Earned **FedEx Ground Player of the Week** honors for games vs. Houston (11/2) and at Arizona (12/14).

2007 Burst onto the NFL scene with a record-breaking rookie season...Earned **Offensive Rookie of the Year** honors from Associated Press and Diet Pepsi **Rookie of the Year**...Named a starter in the **Pro Bowl** and earned MVP of the game...Led the NFC with 1,341 rushing yards, ranked 2nd in the NFL and had the 5th-best single season in Vikings history, 2nd-best at the time...Set an NFL single-game record with 296 rushing yards vs. San Diego (11/4), breaking the old record of 295 by Jamal Lewis...Set the #1 and #2 single-game rushing totals in

CARRYING THE LOAD

Adrian Peterson's 98 yards per game and his yards per carry ranks among all-time leaders with a minimum of 1,000 attempts.

NFL CAREER YARDS PER GAME RUSHING (MIN. 100 GAMES) PLAYER, GAMES..... YDS/GM

Jim Brown, 118	104.3
Barry Sanders, 153	99.8
Adrian Peterson, 104	98.0
Eric Dickerson, 146	90.8

NFL CAREER YARDS PER CARRY (MIN. 1,000 ATTEMPTS) PLAYER, ATT/YDS.....AVG

Jamaal Charles, 1,249 att/6,856 yds	5.49
Jim Brown, 2,539 att/12,312 yds	5.22
Barry Sanders, 3,062 att/15,269 yds	4.99
Adrian Peterson, 2,054 att/10,190 yds	4.96

Vikings history with the 296 vs. San Diego and 224 at Chicago (10/14)...Teamed with Chester Taylor to set a Vikings record for combined rushing yards with 2,185...The Vikings set a team rushing record with 2,634 yards and helped team rank #1 in the NFL in rushing offense...Led the NFL in rushing yards per game with 95.8...Set then-Vikings record with an average of 5.6 yards per carry...Set then-Vikings record with 4 rushes of 50+ yards during the season and tied a Vikings record with 7 plays of 50+ yards (4 runs, 1 reception, 2 kickoff returns).

COLLEGE A 3-time All-Big 12 1st-Team honoree...2004 Heisman Trophy runner-up...2004 AP 1st-Team All-America, the 1st OU true freshman to earn the honor and the 1st true freshman on the team since 1996 (Dre Bly)...Played 31 games over 3 seasons...Set the school record with 1,925 yards as a freshman in 2004, breaking Billy Sims' record of 1,896 in 1978...Broke Ron Dayne's NCAA freshman rushing record...Ranks 3rd in OU history with 4,045 yards and 4th with 41 rushing TDs...The only OU RBs with more career yards are Billy Sims and Joe Washington...Broke the 100-yard mark 22 times in 31 games.

PREP Was the consensus national player of the year as a senior at Palestine (TX) High...Broke the 2,000-yard mark as a junior and senior...Competed in basketball and track.

PETERSON POWERS ON

Adrian Peterson continues to move up the NFL's all-time rushing yardage list and passing players he admired and watched as a youngster entering the 2015 season ranked 28th all-time.

NFL ALL-TIME LEADING RUSHERS (*-active in 2014)

RB, SEASONS	YARDS
1) Emmitt Smith, 1990-2004 (15)	18,355
2) Walter Payton, 1975-87 (13)	16,726
3) Barry Sanders, 1989-98 (10)	15,269
4) Curtis Martin, 1995-2005 (11)	14,101
5) LaDainian Tomlinson, 2001-11 (11)	13,684
6) Jerome Bettis, 1993-2005 (13)	13,662
7) Eric Dickerson, 1983-93 (11)	13,259
8) Tony Dorsett, 1977-88 (12)	12,739
9) Jim Brown, 1957-65 (9)	12,312
10) Marshall Faulk, 1994-2005 (12)	12,279
11) Edgerrin James, 1999-2009 (11)	12,246
12) Marcus Allen, 1982-97 (16)	12,243
13) Franco Harris, 1972-84 (13)	12,120
14) Thurman Thomas, 1988-2000 (13)	12,074
15) Fred Taylor, 1998-2010 (13)	11,695
16) Steven Jackson, 2004-14* (11)	11,388
17) John Riggins, 1971-85 (14)	11,352
18) Corey Dillon, 1997-2006 (10)	11,241
19) D.J. Simpson, 1969-79 (11)	11,236
20) Frank Gore, 2005-14* (10)	11,073
21) Warrick Dunn, 1997-2008 (12)	10,967
22) Ricky Watters, 1992-2001 (10)	10,643
23) Jamal Lewis, 2000-09 (9)	10,607
24) Thomas Jones, 2000-11 (12)	10,591
25) Tiki Barber, 1997-2006 (10)	10,449
26) Eddie George, 1996-2004 (9)	10,441
27) Otis Anderson, 1979-1992 (14)	10,273
28) Adrian Peterson, 2007-14* (8)	10,190
29) Ricky Williams, 1999-2011 (11)	10,009
30) Clinton Portis, 2002-2010 (9)	9,923

PETERSON'S NFL TOTALS

Year	GP/GS	RUSHING					RECEIVING				
		No.	Yds.	Avg.	Lg	TD	No.	Yds.	Avg.	Lg	TD
2007 (Min)	14/9	238	1,341	5.6	73t	12	19	268	14.1	60t	1
2008 (Min)	16/15	363	1,760	4.8	67t	10	21	125	6.0	16	0
Playoffs	1/1	20	83	4.2	40t	2	0	0	0.0	0	0
2009 (Min)	16/15	314	1,383	4.4	64t	18	43	436	10.1	63	0
Playoffs	2/2	51	185	3.6	27	3	3	33	11.0	19	0
2010 (Min)	15/15	283	1,298	4.6	80t	12	36	341	9.5	34	1
2011 (Min)	12/12	208	970	4.7	54	12	18	139	7.7	22	1
2012 (Min)	16/16	348	2,097	6.0	82t	12	40	217	5.4	20	1
Playoffs	1/1	22	99	4.5	18	0	1	8	8.0	8	0
2013 (Min)	14/14	279	1,266	4.5	78t	10	29	171	5.9	22	1
2014 (Min)	1/1	21	75	3.6	17	0	2	18	9.0	9	0
Total	104/97	2,054	10,190	5.0	82t	86	208	1,715	8.2	63	5
Playoffs	4/4	93	367	3.9	40t	5	4	41	10.3	19	0

KICKOFF RETURNS

Year	No.	Yds.	Avg.	Lg	TD
2007 (Minn)	16	412	25.8	53	0
2008 (Minn)	1	16	16.0	16	0
Playoffs	1	20	20.0	20	0
Total	17	428	25.2	53	0
Playoffs	1	20	20.0	20	0

SINGLE-GAME CAREER HIGHS

Rushing Attempts	35	vs. Chicago, 12/1/13
Rushing Yards	296	vs. San Diego, 11/4/07
Long Rush	82t	@ GB, 12/2/12; @ St.L., 12/16/12
Rushing TDs	3	5x; las vs. Ari., 10/9/11
Receptions	6	@ Ari., 12/6/09; vs. Cle., 9/22/13
Receiving Yards	73	@ Carolina, 12/20/09
Receiving TD	1	vs. Atl., 9/9/07; vs. Ari., 11/7/10
Long Reception	63	@ Carolina, 12/20/09
Kickoff Returns	4	@ Chicago, 10/14/07
Kickoff Return Yds	128	@ Chicago, 10/14/07
Long Kickoff Return	53	@ Chicago, 10/14/07

BIG PLAY POTENTIAL

Adrian Peterson has showcased his ability to change games by running the ball, catching passes and fielding returns.

PETERSON'S LONGEST PLAYS (6 Int'l Series)

OPPONENT **PLAY**

@ St. Louis, 12/16/12	82t rush
@ Green Bay, 12/2/12	82t rush
vs. Detroit, 9/26/10	80t rush
@ Detroit, 9/8/13	78t rush
@ Seattle, 11/4/12	74 rush
at Chicago, 10/14/07	73t rush
vs. NY Giants, 12/28/08	67t rush
at Chicago, 10/14/07	67t rush
vs. Tampa Bay, 10/25/12	64t rush
at Cleveland, 9/13/09	64t rush
vs. San Diego, 11/4/07	64t rush
at Carolina, 12/20/09	63 reception
vs. Detroit, 11/11/12	61t rush
vs. Atlanta, 9/9/07	60t reception
vs. Pittsburgh, 9/29/13	60t rush
vs. Chicago, 11/30/08	59 rush
vs. Baltimore, 10/18/09	58 rush
vs. Green Bay, 9/30/07	55 rush
at Chicago, 10/19/08	54t rush
vs. Green Bay, 10/23/11	54 rush
at Chicago, 10/14/07	53 kickoff return
@ St. Louis, 12/16/12	52 rush
@ Dallas, 11/1/13	52 rush
vs. Chicago, 12/9/12	51 rush
vs. Green Bay, 9/30/07	51 kickoff return



On June 3, 2015, while the weather delayed the Vikings 10th annual playground build at Curtiss Field, the Vikings made an impromptu visit to nearby Falcon Heights Elementary to spend time with the students.

PETERSON'S 100+ RUSHING DAYS (42 Reg Season, 1 Playoff) GAME (+starts; *playoffs; †Int'l Series) YARDS-ATT-TD	
vs. Atlanta, 9/9/07.....	103-19-0
@ Kansas City, 9/23/07+.....	102-25-1
vs. Green Bay, 9/30/07.....	112-12-0
@ Chicago, 10/14/07+.....	224-20-3
vs. San Diego, 11/4/07+.....	296-30-3
vs. Detroit, 12/2/07+.....	116-15-2
@ Green Bay, 9/8/08+.....	103-19-1
vs. Indianapolis, 9/14/08+.....	160-29-0
vs. Detroit, 10/12/08+.....	111-25-0
@ Chicago, 10/19/08+.....	121-22-2
vs. Houston, 11/2/08+.....	139-25-1
vs. Green Bay, 11/9/08+.....	192-30-0
vs. Chicago, 11/30/08+.....	131-28-1
@ Detroit, 12/7/08+.....	105-22-0
@ Arizona, 12/14/08+.....	165-28-0
vs. NY Giants, 12/28/08+.....	103-21-1
@ Cleveland, 9/13/09+.....	180-25-3
vs. Baltimore, 10/18/09+.....	143-22-0
vs. Detroit, 11/15/09+.....	133-18-2
@ New Orleans, 1/24/10*+.....	122-25-3
vs. Miami, 9/19/10+.....	28-145-1
vs. Detroit, 9/26/10+.....	23-160-2
@ Green Bay, 10/24/10+.....	28-131-1
vs. Buffalo, 12/5/10+.....	16-107-3
@ Philadelphia, 12/28/10+.....	22-118-1
vs. Tampa Bay, 9/18/11+.....	25-120-2
vs. Arizona, 10/9/11+.....	29-122-3
vs. Green Bay, 10/23/11+.....	24-175-1
@ Detroit, 9/30/12+.....	21-102-0
vs. Arizona, 10/21/12+.....	23-153-1
vs. Tampa Bay, 10/25/12+.....	15-123-1
@ Seattle, 11/4/12+.....	17-182-2
vs. Detroit, 11/11/12+.....	27-171-1
@ Chicago, 11/25/12+.....	18-108-0
@ Green Bay, 12/2/12+.....	21-210-1
vs. Chicago, 12/9/12+.....	31-154-2
@ St. Louis, 12/16/12+.....	24-212-1
vs. Green Bay, 12/30/12+.....	34-199-1
@ Chicago, 9/15/13+.....	26-100-0
vs. Pittsburgh, 9/29/13+ †.....	23-140-2
@ Dallas, 11/3/13+.....	25-140-1
@ Green Bay, 11/24/13+.....	32-146-1
vs. Chicago, 12/1/13+.....	35-211-0

PLOWING UP THE RECORD BOOK

Adrian Peterson has joined rare company in his 9 NFL seasons. He broke the 10,000-yard rushing mark in only 101 games, the 3rd-fastest in NFL history and his 86 rushing TDs already ranked tied for 14th in NFL history.

NFL CAREER RUSHING TDs

Player, Years.....	TDs
1) Emmitt Smith, 1990-04.....	164
2) LaDainian Tomlinson, 2001-11.....	145
3) Marcus Allen, 1982-97.....	123
4) Walter Payton, 1975-87.....	110
5) Jim Brown, 1957-65.....	106
6) John Riggins, 1971-85.....	104
7) Shaun Alexander, 2000-08.....	100
7) Marshall Faulk, 1994-05.....	100
9) Barry Sanders, 1989-98.....	99
10) Jerome Bettis, 1993-05.....	91
10) Franco Harris, 1972-84.....	91
12) Eric Dickerson, 1983-93.....	90
12) Curtis Martin, 1995-05.....	90
14) Adrian Peterson, 2007-present.....	86
14) Priest Holmes, 1997-07.....	86
16) Jim Taylor, 1958-67.....	83
17) Corey Dillon, 1997-06.....	82
18) Ottis Anderson, 1979-92.....	81
19) Edgerrin James, 1999-09.....	80
20) Ricky Watters, 1992-01.....	78

PETERSON'S TOUCHDOWNS

Game (*playoffs, †International Series in London).... Play	
vs. Atlanta, 9/9/07.....	60 pass from T. Jackson
@ Kansas City, 9/23/07.....	11 run
@ Chicago, 10/14/07.....	67 run, 73 run, 35 run
@ Dallas, 10/21/07.....	20 run
vs. San Diego, 11/4/07.....	1 run, 64 run, 46 run
vs. Detroit, 12/2/07.....	16 run, 13 run
vs. Chicago, 12/17/07.....	1 run, 8 run
@ Green Bay, 9/8/08.....	3 run
@ Tennessee, 9/28/08.....	28 run, 3 run
@ Chicago, 10/19/08.....	1 run, 54 run
vs. Houston, 11/2/08.....	1 run
vs. Green Bay, 11/9/08.....	29 run
@ Jacksonville, 11/23/08.....	16 run
vs. Chicago, 11/30/08.....	1 run
vs. NY Giants, 12/30/08.....	67 run
vs. Philadelphia, 1/4/09*.....	40 run, 3 run
@ Cleveland, 9/13/09.....	1 run, 1 run, 64 run
@ Detroit, 9/20/09.....	27 run
vs. Green Bay, 10/5/09.....	1 run
@ St. Louis, 10/11/09.....	5 run, 7 run
@ Pittsburgh, 10/25/09.....	2 run
@ Green Bay, 11/1/09.....	1 run
vs. Detroit, 11/15/09.....	22 run, 1 run
vs. Chicago, 11/29/09.....	5 run
vs. Cincinnati, 12/13/09.....	1 run, 3 run
@ Carolina, 12/20/09.....	4 run
@ Chicago, 12/28/09.....	1 run, 1 run
vs. NY Giants, 1/3/10.....	1 run
@ New Orleans, 1/24/10*.....	19 run, 1 run, 2 run
vs. Miami, 9/19/10.....	1 run
vs. Detroit, 9/26/10.....	6 run, 80 run
vs. Dallas, 10/17/10.....	1 run
@ Green Bay, 10/24/10.....	1 run
@ New England, 10/31/10.....	1 run
vs. Arizona, 11/7/10.....	12 pass from B. Favre, 4 run
@ Washington, 11/28/10.....	5 run
vs. Buffalo, 12/5/10.....	2 run, 3 run, 43 run
@ Philadelphia, 12/28/10.....	4 run
vs. Tampa Bay, 9/18/11.....	1 run, 9 run
vs. Detroit, 9/25/11.....	6 run
vs. Arizona, 10/9/11.....	4 run, 24 run, 14 run
@ Chicago, 10/16/11.....	4 run
vs. Green Bay, 10/23/11.....	1 run
@ Carolina, 10/30/11.....	19 pass from C. Ponder, 9 run
vs. Green Bay, 11/14/11.....	3 run
vs. Oakland, 11/20/11.....	12 run
@ Washington, 12/24/11.....	1 run
vs. Jacksonville, 9/9/12.....	3 run, 2 run
vs. Arizona, 10/21/12.....	13 run
vs. Tampa Bay, 10/25/12.....	64 run
@ Seattle, 11/4/12.....	1 run, 4 run
vs. Detroit, 11/11/12.....	61 run
@ Green Bay, 12/2/12.....	82 run
vs. Chicago, 12/9/12.....	1 run, 1 run
@ St. Louis, 12/16/12.....	82 run
vs. Green Bay, 12/30/12.....	7 run, 2 pass from Ponder
@ Detroit, 9/8/13.....	78 run, 4 run, 4 pass from Ponder
vs. Cleveland, 9/22/13.....	2 run
vs. Pittsburgh, 9/29/13.....	60 run, 7 run
vs. Green Bay, 10/27/13.....	8 run
@ Dallas, 11/3/13.....	11 run
vs. Washington, 11/7/13.....	18 run, 1 run
@ Green Bay, 11/24/13.....	1 run
Total.....	96 (91 regular season- 86 rushing, 5 receiving)

PETERSON'S CAREER GAME-BY-GAME (* Starts)

	RUSHING					RECEIVING				
	Yards	Avg.	Long	TD	No.	Yards	Avg.	Long	TD	
2007MINNESOTAAtt.										
9/9Atlanta.....19	103	5.4	15	0	1	60	60.0	60t	1	
9/16@ Detroit*20	66	3.3	11	0	4	52	13.0	24	0	
9/23@ Kansas City*25	102	4.1	16	1	3	48	16.0	35	0	
9/30Green Bay*12	112	9.3	55	0	1	6	6.0	6	0	
10/14@ Chicago*20	224	11.2	73t	3	1	9	9.0	9	0	
10/21@ Dallas12	63	5.3	20t	1	1	12	12.0	12	0	
10/28Philadelphia*20	70	3.5	17	0	0	0	0.0	0	0	
11/4San Diego*30	296	9.9	64t	3	1	19	19.0	19	0	
11/11@ Green Bay*11	45	4.1	12	0	3	14	4.7	11	0	
11/18Oakland INACTIVE										
11/25@ NY Giants INACTIVE										
12/2Detroit*15	116	7.7	28	2	1	10	10.0	10	0	
12/9@ San Francisco14	3	0.2	4	0	0	0	0.0	0	0	
12/17Chicago*20	78	3.9	28	2	1	17	17.0	17	0	
12/23Washington*9	27	3.0	18	0	2	21	10.5	14	0	
12/30@ Denver11	36	3.3	8	0	0	0	0.0	0	0	
TotalsGP/GS: 14/9238	1,341	5.6	73t	12	19	268	14.1	60t	1	

2008MINNESOTAAtt.										
9/8@ Green Bay*19	103	5.4	34	1	1	11	11.0	11	0	
9/14Indianapolis*23	160	5.5	29	0	4	20	5.0	13	0	
9/21Carolina*17	77	4.5	14	0	0	0	0.0	0	0	
9/28@ Tennessee*18	80	4.4	28t	2	4	21	5.3	8	0	
10/6@ New Orleans*21	32	1.5	7	0	1	9	9.0	9	0	
10/12Detroit*25	111	4.4	13	0	1	-5	-5.0	-5	0	
10/19@ Chicago*22	121	5.5	54t	2	1	9	9.0	9	0	
11/2Houston*25	139	5.6	40	1	0	0	0.0	0	0	
11/9Green Bay*30	192	6.4	29t	1	3	33	11.0	16	0	
11/16@ Tampa Bay*19	85	4.5	22	0	1	3	3.0	3	0	
11/23@ Jacksonville17	80	4.7	21	1	0	0	0.0	0	0	
11/30Chicago*28	131	4.7	59	1	2	-1	-0.5	1	0	
12/7@ Detroit*22	105	4.8	25	0	1	15	15.0	15	0	
12/14@ Arizona*28	165	5.9	32	0	0	0	0.0	0	0	
12/21Atlanta*22	76	3.5	17	0	2	16	8.0	11	0	
12/30NY Giants*12	103	4.9	67t	1	0	0	0.0	0	0	
TotalsGP/GS: 16/15363	1,760	4.8	67t	10	21	125	6.0	16	0	

PLAYOFFS

1/4/09Philadelphia20	83	4.2	40t	2	0	0	0.0	0	0	
----------------------------------	----	-----	-----	---	---	---	-----	---	---	--

2009MINNESOTAAtt.										
9/13@ Cleveland*25	180	7.2	64t	3	1	18	18.0	18	0	
9/20@ Detroit*15	92	6.1	27t	1	4	24	6.0	11	0	
9/27San Francisco*19	85	4.5	35	0	2	14	7.0	9	0	
10/5Green Bay*25	55	2.2	12	1	1	0	0.0	0	0	
10/11@ St. Louis*14	63	4.5	15	2	2	6	3.0	9	0	
10/18Baltimore*22	143	6.5	58	0	4	23	5.8	10	0	
10/25@ Pittsburgh18	69	3.8	19	1	4	60	15.0	29	0	
11/1@ Green Bay*25	97	3.9	33	1	1	44	44.0	44	0	
11/15Detroit*18	133	7.4	43	2	2	10	5.0	11	0	
11/22Seattle*24	82	3.4	16	0	4	16	4.0	11	0	
11/29Chicago*25	85	3.4	15	1	2	18	9.0	14	0	
12/6@ Arizona*13	19	1.5	11	0	6	46	7.7	21	0	
12/13Cincinnati*26	97	3.7	15	2	3	40	13.3	28	0	
12/20@ Carolina*12	35	2.9	10	1	3	73	24.3	63	0	
12/28@ Chicago*24	94	3.9	10	2	3	43	14.3	16	0	
1/3/10NY Giants*9	54	6.0	23	1	1	1	1.0	1	0	
TotalsGP/GS: 16/15314	1,383	4.4	64t	18	43	436	10.1	63	0	

PLAYOFFS

1/17/10Dallas*26	63	2.4	11	0	1	19	19.0	19	0	
1/24/10 ...@ New Orleans*25	122	4.9	27	3	2	14	7.0	11	0	
TotalsGP/GS: 2/251	185	3.6	27	3	3	33	11.0	19	0	

	RUSHING					RECEIVING				
	Yards	Avg.	Long	TD	No.	Yards	Avg.	Long	TD	
2010.....MINNESOTA.....Att.										
9/9.....@ New Orleans*.....19	87	4.6	14	0	3	14	4.7	11	0	
9/19.....Miami*.....28	145	5.2	23	1	5	41	8.2	16	0	
9/26.....Detroit*.....23	160	7.0	80t	2	5	30	6.0	17	0	
10/11.....@ NY Jets*.....18	88	4.9	30	0	1	20	20.0	20	0	
10/17.....Dallas*.....24	73	3.0	15	1	1	-2	-2.0	-2	0	
10/24.....@ Green Bay*.....28	131	4.7	17	1	2	41	20.5	26	0	
10/31.....@ New England*.....25	92	3.7	9	1	5	50	10.0	25	0	
11/7.....Arizona*.....15	81	5.4	30	1	4	63	15.8	33	1	
11/14.....@ Chicago*.....17	51	3.0	20	0	4	24	6.0	8	0	
11/21.....Green Bay*.....14	72	5.1	25	0	1	16	16.0	16	0	
11/28.....@ Washington*.....6	36	6.0	14	0	1	34	34.0	34	0	
12/5.....Buffalo*.....16	107	6.7	43t	3	1	1	1.0	1	0	
12/13.....NY Giants*.....14	26	1.9	7	0	0	0	0.0	0	0	
12/20.....Chicago.....	INACTIVE									
12/28.....@ Philadelphia*.....22	118	5.4	27	1	1	11	11.0	11	0	
1/2/11.....@ Detroit*.....14	31	2.2	10	0	2	-2	-1.0	6	0	
Totals.....GP/GS: 15/15.....283	1,298	4.6	80t	12	36	341	9.5	34	1	

2011.....MINNESOTA.....Att.	Yards	Avg.	Long	TD	No.	Yards	Avg.	Long	TD
9/11.....@ San Diego*.....16	98	6.1	46	0	2	6	3.0	4	0
9/18.....Tampa Bay*.....25	120	4.8	19	2	2	21	10.5	10	0
9/25.....Detroit*.....17	78	5.0	43	1	4	19	4.8	7	0
10/2.....@ Kansas City*.....23	80	3.5	14	0	1	3	3.0	3	0
10/9.....Arizona*.....29	122	4.2	24	3	0	0	0.0	0	0
10/16.....@ Chicago*.....12	39	3.3	8	1	1	0	0.0	0	0
10/23.....Green Bay*.....24	175	7.3	54	1	1	0	0.0	0	0
10/30.....@ Carolina*.....20	83	4.1	15	1	5	76	15.2	22	1
11/14.....Green Bay*.....14	51	3.6	13	1	0	0	0.0	0	0
11/20.....Oakland*.....6	26	4.3	12t	1	0	0	0.0	0	0
11/27.....@ Atlanta.....	INACTIVE								
12/4.....Denver.....	INACTIVE								
12/11.....@ Detroit.....	INACTIVE								
12/18.....New Orleans*.....10	60	6.0	39	0	0	0.0	0	0	0
12/24.....@ Washington*.....12	38	3.2	12	1	2	14	7.0	9	0
1/1/12.....Chicago.....	INJURED RESERVE								
Totals.....GP/GS: 12/12.....208	970	4.7	54	12	18	139	7.7	22	1

2012.....MINNESOTA.....Att.	Yards	Avg.	Long	TD	No.	Yards	Avg.	Long	TD	
9/9.....Jacksonville*.....17	84	4.9	20	2	1	3	3.0	3	0	
9/16.....@ Indianapolis*.....16	60	3.8	6	0	3	20	6.7	20	0	
9/23.....San Francisco*.....25	86	3.4	20	0	2	21	10.5	12	0	
9/30.....@ Detroit*.....21	102	4.9	18	0	4	20	5.0	9	0	
10/7.....Tennessee*.....17	88	5.2	34	0	3	15	5.0	10	0	
10/14.....@ Washington*.....17	79	4.6	32	0	7	50	7.1	18	0	
10/21.....Arizona*.....23	153	6.7	27	1	2	6	3.0	4	0	
10/25.....Tampa Bay*.....14	123	8.2	64t	1	1	4	4.0	4	0	
11/4.....@ Seattle*.....17	182	10.7	74	2	3	11	3.7	5	0	
11/11.....Detroit*.....27	171	6.3	61t	1	3	5	1.7	6	0	
11/25.....@ Chicago*.....18	108	6.0	23	0	6	30	5.0	9	0	
12/2.....@ Green Bay*.....21	210	10.0	82t	1	1	10	10.0	10	0	
12/9.....Chicago*.....31	154	5.0	51	2	2	16	8.0	14	0	
12/16.....@ St. Louis*.....24	212	8.8	82t	1	0	0	0.0	0	0	
12/23.....@ Houston*.....25	86	3.4	21	0	1	4	4.0	4	0	
12/30.....Green Bay*.....34	199	5.9	28	1	1	2	2.0	2t	1	
Totals.....GP/GS: 16/16.....348	2,097	6.0	82t	12	40	217	8.6	63	4	
PLAYOFFS										
1/5/13.....@ Green Bay*.....22	99	4.5	18	0	1	8	8.0	8	0	

RUSHING					RECEIVING					
2013.....MINNESOTA	Att.	Yards	Avg.	Long	TD	No.	Yards	Avg.	Long	TD
9/8.....@ Detroit*	18	93	5.2	78t	2	4	18	4.5	9	1
9/15.....@ Chicago*	26	100	3.8	36	0	1	7	7.0	7	0
9/22.....Cleveland*	25	88	3.5	9	1	6	27	4.5	7	0
9/29.....Pittsburgh*	23	140	6.1	60t	2	0	0	0.0	0	0
10/13.....Carolina*	10	62	6.2	31	0	3	21	7.0	11	0
10/21.....@ NY Giants*	13	28	2.2	8	0	2	28	14.0	22	0
10/27.....Green Bay*	13	60	4.6	17	1	3	23	7.7	13	0
11/3.....@ Dallas*	25	140	5.6	52	1	3	37	12.3	19	0
11/7.....Washington*	20	75	3.8	18	2	2	2	1.0	5	0
11/17.....@ Seattle*	21	65	3.1	13	0	0	0	0.0	0	0
11/24.....@ Green Bay*	32	146	4.6	22	1	1	2	2.0	2	0
12/1.....Chicago*	35	211	6.0	23	0	2	0	0.0	2	0
12/8.....@ Baltimore*	7	13	1.9	4	0	1	4	4.0	4	0
12/15.....Philadelphia	INACTIVE									
12/22.....@ Cincinnati*	11	45	4.1	11	0	1	2	2.0	2	0
12/29.....Detroit	INACTIVE									
Totals.....GP/GS: 14/14	279	1,266	4.5	78t	10	29	171	5.9	22	1

2014.....MINNESOTA	Att.	Yards	Avg.	Long	TD	No.	Yards	Avg.	Long	TD
9/7.....@ St. Louis*	21	75	3.6	17	0	2	18	9.0	9	0
9/14.....New England	INACTIVE									
9/21-12/7	EXEMPT/COMMISSIONERS PERMISSION									
12/14-12/28	SUSPENDED									
Totals.....GP/GS: 1/1	21	75	3.6	17	0	2	18	9.0	9	0

ALL DAY ALL THE WAY

Adrian Peterson is 2nd for all active NFL players with 91 career TDs (86 rushing, 5 receiving). He is poised to break the 100-TD mark in 2015 and enters the season 19 TDs away from Cris Carter's franchise record.

CAREER TDs BY ACTIVE NFL PLAYERS

PLAYER	TDs
Antonio Gates.....	99
Adrian Peterson.....	91
Larry Fitzgerald.....	89

CAREER TDs IN VIKINGS HISTORY

PLAYER	TDs
Cris Carter.....	110
Randy Moss.....	93
Adrian Peterson.....	91

MOST SEASONS WITH 10+ RUSHING TDs - NFL

RB, GAME	10+ TD SEASONS
LaDainian Tomlinson.....	9
Emmitt Smith.....	8
Adrian Peterson.....	7

NFL CAREER GAMES WITH 200+ YARDS RUSHING

RB, GAME	200+ GAMES
O.J. Simpson.....	6
Adrian Peterson.....	5
Tiki Barber.....	5

NFL CAREER TD RUNS OF 60+ YARDS

PLAYER, GAME	60+ TDs
Adrian Peterson.....	12
Jim Brown.....	9

RUN ON RECORDS

Adrian Peterson's assault on the NFL and Vikings record books has been historic in only 8 seasons, including setting the NFL's single-game rushing record as a rookie and finishing 2nd in NFL single-season rushing in 2012.

NFL RUSHING YARDS IN A GAME

RB, GAME	YARDS
Adrian Peterson (Minn.) vs. San Diego, 11/4/07.....	296
Jamal Lewis (Balt.) vs. Cleveland, 9/14/03.....	295

NFL RUSHING YARDS IN A SEASON

RB, SEASON	YARDS
Eric Dickerson, LA Rams, 1984.....	2,105
Adrian Peterson, Minnesota 2012.....	2,097
Jamal Lewis, Baltimore, 2003.....	2,066

VIKINGS TOP RUSHING GAMES

RB, GAME	YARDS
Adrian Peterson vs. San Diego, 11/4/07.....	296
Adrian Peterson @ Chicago, 10/14/07.....	224
Adrian Peterson @ St. Louis, 12/16/12.....	212
Adrian Peterson vs. Chicago, 12/1/13.....	211
Adrian Peterson @ Green Bay, 12/2/12.....	210
Chuck Foreman @ Philadelphia, 10/24/78.....	200
Adrian Peterson vs. Green Bay, 12/30/12.....	199

VIKINGS TOP RUSHING SEASONS

RB, SEASON	YARDS
Adrian Peterson, 2012.....	2,097
Adrian Peterson, 2008.....	1,760
Robert Smith, 2000.....	1,521
Adrian Peterson, 2009.....	1,383
Adrian Peterson, 2007.....	1,341
Adrian Peterson, 2010.....	1,298
Michael Bennett, 2002.....	1,296
Adrian Peterson, 2013.....	1,266
Robert Smith, 1997.....	1,266



SHAUN PRATER #27

POSITION: CORNERBACK
HEIGHT/WEIGHT: 5-10/190
DOB: 10-27-89
HOMETOWN: OMAHA, NE

COLLEGE: IOWA
ACQUIRED: W (PHI) '13
NFL SEASON: 4
VIKINGS SEASON: 3

2014 GP/GS 10/0 **Career GP/GS** 19/3 (18/3-MIN; 1/0-PHI) **Playoffs GP/GS** 0/0

- Snared 1st career INT in 1st career start vs. Philadelphia (12/15/13), the action coming against his old teammates.
- Grabbed 1 of only 2 INTs thrown by Eagles QB Nick Foles during the 2013 season.
- Originally drafted in 5th round (#156) of 2012 by Bengals where he played for Vikings Head Coach Mike Zimmer.

OFF THE FIELD Majored in psychology...Had a twin brother, Shane, who also played football at Iowa...Comes from athletic family, with brothers who also played football at Kansas State and Nebraska-Omaha...Part of state-championship 4x400 relay at Omaha Central High.

PRO Made most of his opportunity with the Vikings, starting 1st career game vs. Philadelphia (12/15/13) and grabbing 1st career INT in the game...Began NFL career as a draft pick by Cincinnati in 2012 where he played under Mike Zimmer, who served as Bengals Defensive Coordinator...Joined Vikings during Week 8 of 2013 as Vikings prepared to play Green Bay...Saw action in 1 game for Eagles in 2013, suiting up vs. Kansas City (9/19/13)...Spent 2012 on Bengals injured reserve after suffering knee injury during training camp practice...Originally selected in 5th round of 2012 Draft by Cincinnati (#156 overall).

2014 Appeared in a career-high 10 games with the Vikings...Contributed on special teams where he was credited with 2 tackles on the season, both at Tampa Bay (10/26/14).

2013 Had productive end to season by starting the final 3 contests...Helped key upset win over visiting Eagles in his 1st career start vs. Philadelphia (12/15)...Facing old Philadelphia teammates, he snared 1 of only 2 INTs by QB Nick Foles on

the season, returning the INT 30 yards...Had season-high 3 tackles in win vs. Detroit (12/29), the final game played at Mall of America Field...Had season-best 3 PDs against old Bengals teammates at Cincinnati (12/22)...Played in 1st game with Vikings at Dallas (11/3)...Joined Vikings on 10/23 after being claimed off waivers...Claimed off waivers by Eagles following his release from Cincinnati, joining Philadelphia on 9/1...Saw 1st NFL game action vs. Kansas City on Thursday Night Football with the Eagles...Inactive for other games he was with Eagles...Went to training camp and through preseason with Cincinnati before his release in final roster cuts on 8/31.

2012 Placed on injured reserve after suffering knee injury during training camp...Did not play in preseason for Bengals...Placed on IR on 8/24...Selected in 5th round (#156 overall).

COLLEGE Started his final 35 games at Iowa...Scored on a pair of INT returns during career...Notched 7 INTs...Named 1st-Team All-Big Ten by coaches as a senior...Scored on an 89-yard INT return as a senior against Tennessee Tech, the 5th-longest in Hawkeye history...Scored on 34-yard INT return against Penn State as a junior...Had career-high 10 tackles in a pair of games.

PREP Named 1st-Team All-State as a senior at Omaha Central and honorable mention as a junior...Part of state title-winning 4x400 relay team.

PRATER'S NFL TOTALS

Year.....	GP/GS	Tackles			Sacks	INTS	PBU	TFL	QBH	FF/FR	Special Teams
		Solo	Asst.	Total							
2012 (Cin).....	INJURED RESERVE										
2013 (Phi).....	1/0	0	0	0	0.0	0	0	-	0	0/0	0
(Min).....	8/3	6	0	6	0.0	1 (30)	7	0	0	0/0	3
2014 (Min).....	10/0	0	0	0	0.0	0	0	0	0	0/0	2
Totals	19/3	6	0	6	0.0	1 (30)	7	0	0	0/0	5

SINGLE-GAME CAREER HIGHS

Tackles.....3..... vs. Detroit, 12/29/13
 Solo Tackles.....3..... vs. Detroit, 12/29/13
 Interceptions.....1..... vs. Philadelphia, 12/15/13
 Passes Defensed.....3..... @ Cincinnati, 12/22/13
 Special Teams Tackles.....2..... @ Green Bay, 11/24/13; at Tampa Bay, 10/26/14

PRATER'S INTERCEPTION

GAME.....**QB**.....**INTS (Yds)**
 vs. Philadelphia, 12/15/13..... Nick Foles.....1 (30)
Total.....**1 (30)**



JABARI PRICE #25

POSITION: CORNERBACK
HEIGHT/WEIGHT: 5-11/200
DOB: 8-31-92
HOMETOWN: POMPANO BEACH, FL

COLLEGE: NORTH CAROLINA
ACQUIRED: D7c (#225) '14
NFL SEASON: 2
VIKINGS SEASON: 2

2014 GP/GS
14/0

Career GP/GS
14/0

Playoffs GP/GS
0/0

- Played against fellow Vikings 2014 draft pick Teddy Bridgewater from youth football through their college careers.

- Started final 4 games of his true freshman season at RCB for the Tar Heels.

OFF THE FIELD Majored in exercise and sport science, earning his degree in December 2013...High school teammates with Arizona Cardinals standout Patrick Peterson...Attended same high school as former Golden Gophers and Vikings DB Tyrone Carter.

PRO The final pick of the Vikings 2014 Draft class...Was 1 of 3 DBs drafted by the Vikings in 2014 as the club used 7 of its 10 draft picks on the defensive side of the ball...The 1st North Carolina CB drafted since 2004...Selected with 225th overall selection, a pick obtained in trade of draft picks with Carolina.


2014 Saw action in 14 games during his rookie season... Played in season opener at St. Louis (9/7) on defense and special teams and had season-high 4 tackles...Notched 2 tackles at New Orleans (9/21)...Had career-best 2 ST stops at Buffalo (10/19)...Had a special teams stop at Detroit (12/14).

PRICE'S NFL TOTALS

Year.....	GP/GS	Tackles			Sacks	INTs	PBU	TFL	QBH	FF/FR	Special Teams
		Solo	Asst.	Total							
2014 (Min).....	14/0	6	0	6	0.0	0	0	0.0	0	0/0	7

SINGLE-GAME CAREER HIGHS

Tackles..... 4..... at St. Louis, 9/7/14
 Solo Tackles..... 4..... at St. Louis, 9/7/14
 Special Teams Tackles2..... at Buffalo, 10/19/14



CAESAR RAYFORD #91

POSITION: DEFENSIVE END
HEIGHT/WEIGHT: 6-7/272
DOB: 3-4-86
HOMETOWN: SPANAWAY, WA

COLLEGE: WASHINGTON
ACQUIRED: FA '15
NFL SEASON: 2
VIKINGS SEASON: 1

2014 GP/GS
0/0

Career GP/GS
7/0(7/0-DAL)

Playoffs GP/GS
0/0

- Played in the Arena Football League and Canadian Football League as he pursued his NFL dream.

- Began pro football career in 2008 with the British Columbia Lions of the CFL before getting 1st NFL action in 2013.

OFF THE FIELD Majored in economic geography at Washington...Uncle, Otis Sistrunk, played defensive line in the 1970s for Oakland Raiders...Active in Dallas with several community outreach and youth football initiatives.

PRO Joined Vikings in April 2015 and took part in off-season conditioning program...Continues to pursue NFL career after

COLLEGE Started final 24 games of his career at LCB for the Heels...Named Honorable Mention All-ACC as a senior... Started all 13 games at LCB...Ranked 4th on team in 2013 with 80 tackles...Notched career-high 10 tackles against Miami as a senior...Started all 11 games at LCB as a junior and ranked 3rd on team with 76 tackles...Snared 2nd INT of his career in season opener against Elon...Had lone career sack and 8 tackles in win over East Carolina as a junior, earning ACC Defensive Back of the Week for the game...Missed time as a sophomore with hand injury, starting 2 of the 6 games he played in...Saw time against Missouri in the Independence Bowl...Had season-high 5 tackles against East Carolina...Played in all 13 games as a true freshman and started the final 4 games at RCB...Made 1st career start against Virginia Tech...Grabbed 1st career INT in win over Duke.

PREP Honored as 2nd-Team All-State Class 5A and earned All-Broward County honors as a senior at Ely High in Pompano Beach...Helped squad advance to the Class 5A regionals where the team nearly upset national #1 team St. Thomas Aquinas... Named All-American Scholar by US Achievement Academy... Standout at CB and S...Ran track, excelling in 400m and 4x100 relay...Helped team win 4x100 state championship as a senior.

playing in Arena League and Canadian Football League...Went to training camp with Indianapolis in 2013 and was traded to Dallas where he saw his 1st career action on 9/22/13 vs. St. Louis...Began pro career with British Columbia Lions of the CFL in 2008...Helped Spokane Shock to the Arena Football 2 title in 2009.

2014 Spent training camp and preseason with Dallas before his release on 8/31 in final roster cutdowns...Spent time with Calgary and Montreal, moving from practice squad of the Alouettes to their active roster on 11/1 until 11/24.

2013 Saw time in 7 games, his 1st NFL action of his career... Made NFL debut for Dallas vs. St. Louis (9/22) and posted 1st career stats vs. Denver (10/6) when he had 2 tackles as part of

Cowboys' defensive line rotation...Signed with Indianapolis on 5/23 and went through training camp and preseason before Dallas made move to acquire him through trade...Began 2013 season with Utah Blaze of Arena Football League where he had 13 tackles, 6.0 sacks, 4 FFs, 1 FR and 2 blocked kicks.

2012 Regular starter with AFL's Utah Blaze, notching 21 tackles, 7 TFL, 7.5 sacks, a FF and a blocked kick.

2011 Started 17 of 18 games for the AFL's Blaze where he had 31 tackles, 10 sacks, 4 FRs, 3 FFs and set an AFL record with 5 blocked kicks in a single season.

2010 Made debut with AFL and the Blaze...Notched 16 tackles, 5.0 sacks, 2 FFs, 2 FRs and 2 INTs, both of which he returned for TDs.

2009 Went to training camp with CFL's B.C. Lions but was released during training camp...Joined AFL's Spokane Shock on

RAYFORD'S NFL TOTALS

Year.....	GP/GS	Tackles			Sacks	INTs	PBU	TFL	QBH	FF/FR	Special Teams
		Solo	Asst.	Total							
2013 (Dal).....	7/0	2	3	5	0.0	0	0	0	0	0/0	0
Totals	7/0	2	3	5	0.0	0	0	0	0	0/0	0

SINGLE-GAME CAREER HIGHS

Tackles.....2..... vs. Denver, 10/6/13
Solo Tackles.....1..... vs. Denver, 10/6/13; vs. Minnesota, 11/3/13

7/7 where he played in 3 games with 2 starts as the Shock won the league title...Re-joined B.C. Lions on 11/13 and played in both playoff games for the club.

2008 Joined B.C. Lions and spent season on club's practice squad.

COLLEGE Played in 35 games for Washington...Notched 5.5 career sacks, 13 tackles, 4 PBU, 1 FF and 1 blocked kick...As a senior, had 10 tackles and 4.0 sacks in 13 games...Was initially redshirted his true freshman season but played later in the season due to injuries.

PREP Standout at Bethel High in Spanaway, WA where he was an All-SPSL South 1st-Team honoree...Earned Tacoma News Tribune 2nd-Team All-Area recognition.



XAVIER RHODES #29

POSITION: CORNERBACK
HEIGHT/WEIGHT: 6-1/218
DOB: 6-19-90
HOMETOWN: MIAMI, FL

COLLEGE: FLORIDA STATE
ACQUIRED: D1b (#25) '13
NFL SEASON: 3
VIKINGS SEASON: 3

2014 GP/GS	Career GP/GS	Playoffs GP/GS
16/16	29/22	0/0

- Is the 4th of 5 DBs in Vikings history to be drafted in the 1st round and the 2nd of 3 1st round CBs in team history.
- Set Vikings rookie record with 23 passes defended in 2013, the 2nd-most passes defended in a season in team history.

OFF THE FIELD Majored in social science at Florida State and is 16 credits shy of graduating...Joined teammates for the Adoption Family FunFest at Winter Park during 2013 season, supporting families who adopt...Would like to run his own business after football...Has a son, Justin.

PRO Finished 4th in the NFL, 2nd in the NFC, with 18 passes defended in 2014...Led the team for a 2nd straight season in PBUs...Started all 16 games as a 2nd-year player...1st NFL interception at Chicago (11/16/14) off Jay Cutler...Started 6 of the 13 games he played as a rookie, missing the final 3 games with ankle injury...Set Vikings rookie record with 23 passes defended in 2013...Part of the Vikings 3-member 1st-round draft class in 2013, only the 2nd time in team history the team has had 3 picks in the 1st round, the other coming in 1967...Selected #25 overall in 2013 by the Vikings...Declared for NFL Draft after his junior season at FSU...Was the 4th DB in team history selected in the 1st round and the 2nd CB among the 4, joining 2012 pick Harrison Smith in consecutive seasons at DB in 1st round...Is the 3rd Florida State player chosen by the Vikings, 2nd in the 1st round.

2014 Started all 16 games in a breakout season for the 2nd year CB...Worked closely with Head Coach Mike Zimmer and DB coach Jerry Gray...Finished the season with a team-high 18

passes defended, ranked 4th in the NFL and 2nd in the NFC...A major part in the Vikings pass defense improving to 7th overall in the NFL after being ranked 31st in 2013...Recorded his 1st NFL interception off Jay Cutler at Chicago (11/16)...Tied career-high with 4 passes defended vs. Atlanta (9/28)...Posted 4 games with multiple passes defended.

2013 Set Vikings rookie record with 23 passes defended, the 2nd most in team history...Started 6 games and saw action in 13, missing final 3 with ankle injury...Opened game at Green Bay (11/24), ended with season-high 9 tackles and 4 passes defended...Started consecutive games at Dallas (11/3) and vs. Washington (11/7)...Started NFL debut in season opener at Detroit (9/8) when team opened in nickel defense...Notched season-high 8 tackles, a TFL and PD vs. Green Bay (10/27).

COLLEGE Appeared in 43 games at Florida State, making 38 starts...Was part of teams that went 38-16 during his FSU career...Won the ACC Atlantic Division in 2010 and 2012...Won the ACC Championship in 2012...4-0 in bowl games at FSU with wins at the Gator Bowl, Chick-Fil-A Bowl, Champs Sports Bowl and the BCS Orange Bowl...Earned 1st-Team All-ACC honors following his junior season...Was the only ACC player to be named a semifinalist for the Jim Thorpe Award...Was twice selected (2011-12) as the Mr. Dependable Skill Award winner at Florida State annual team banquet...Was named the ACC Defensive Rookie of the Year in 2010.

PREP Attended Norland High in Miami, playing RB and WR...Led Norland in both rushing and receiving as a senior, earned Miami Herald All-Dade honors as an all-purpose back...Earned All-Dade honors on the defensive side of the ball.

RHODES' NFL TOTALS

Year.....	GP/GS	Tackles			Sacks	INTs	PBU	TFL	QBH	FF/FR	Special Teams
		Solo	Asst.	Total							
2013 (Min).....	13/6	48	13	61	0.0	0	23	2.0	0	1/0	1
2014 (Min).....	16/16	43	10	53	0.0	1	18	3.0	0	0/0	0
Totals	29/22	91	23	114	0.0	1	41	5.0	0	1/0	1

SINGLE-GAME CAREER HIGHS

Tackles.....	9	@ Green Bay, 11/24/13
Solo Tackles.....	7	3x, last vs. Chicago, 12/1/13
Interception.....	1	@ Chicago, 11/16/14
Passes Defensed.....	4	4x, last vs. Atlanta, 9/28/14
Tackle For Loss.....	1	4x, last vs. Detroit, 12/14/14
Forced Fumble.....	1	@ Baltimore, 12/8/13
ST Tackle.....	1	vs. Pittsburgh, 9/29/13

RHODES WARRIOR

Xavier Rhodes became the 4th DB drafted by the Vikings in the 1st round in franchise history in 2013 and had a record-setting season despite missing 3 games due to injury. The former FSU standout entered the NFL draft early and was the 2nd of 3 players the club drafted in the 1st round. His 23 passes defensed set a team rookie record and ranked 2nd in a season in club history.

VIKINGS PASSES DEFENSED IN A SEASON (* rookie)

PLAYER, SEASON	PASSES DEFENSED
Jimmy Hitchcock, 1998	30
Xavier Rhodes, 2013*	23
Carl Lee, 1988	22

VIKINGS ALL-TIME 1ST-ROUND DRAFT PICK DBs

PLAYER, SCHOOL	DRAFTED
Joey Browner, Southern California, S.....	#19, 1983
DeWayne Washington, North Carolina St., CB	#18, 1994
Harrison Smith, Notre Dame, S	#29, 2012
Xavier Rhodes, Florida State, CB.....	#25, 2013
Trae Waynes, Michigan State, CB	#11, 2015

RHODES' INTERCEPTION

GAME	QB	INTs (Yds)
@ Chicago, 11/16/14	Jay Cutler.....	1 (0)
Total.....		1 (0)

WARNING: RHODES CLOSED

Rhodes led the team in passes defensed for the 2nd straight season in 2014 with 18 passes defensed, which ranked tied for 3rd in the NFL and 2nd in the NFC. Rhodes has amassed 41 passes defensed in his opening 2 seasons and has notched 50+ tackles in each 2013 and 2014. Working with defensive mind Mike Zimmer will help Rhodes' game develop in 2015.

NFL PASSES DEFENSED LEADERS

PLAYER, TEAM	PASSES DEFENSED
Bradley Fletcher, Phi.	22
Joe Haden, Cle.....	20
Xavier Rhodes, Min.....	18
Vontae Davis, Ind.	18
Buster Skrine, Cle.....	18

NFC PASSES DEFENSED LEADERS

PLAYER, TEAM	PASSES DEFENSED
Bradley Fletcher, Phi.	22
Xavier Rhodes, Min.....	18

*Courtesy of Stats Inc.



During the 2014 holiday season, Xavier Rhodes went on a Target shopping spree for toys, games, headphones and pajamas for children, infants through teens, who are receiving treatment at the University of Minnesota Masonic Children's Hospital.



JOSH ROBINSON #21

POSITION: CORNERBACK
HEIGHT/WEIGHT: 5-10/199
DOB: 1-8-91
HOMETOWN: SUNRISE, FL

COLLEGE: CENTRAL FLORIDA
ACQUIRED: D3 (#66) '12
NFL SEASON: 4
VIKINGS SEASON: 4

2014 GP/GS	Career GP/GS	Playoffs GP/GS
16/5	42/21	1/0

- Career-high 3 INTs in 2014. 2nd on team in INTs and PBU.
- Tied for 2nd on team in 2012 with 2 INTs and ranked 2nd with 68 INT return yards.

OFF THE FIELD Majored in criminal justice...Hosted his draft party at his church, the Hallandale Beach Church of Christ... Played at UCF under head coach George O'Leary, the Vikings former defensive coordinator...Is the youngest of 3 boys in his family...Enjoys fishing and bowling in his free time...Married during 2013 offseason...Son, Jesse, was born in 2014 offseason.

PRO Has appeared in 42 career games, making 21 starts in 3 seasons...5 career INTs with a career-high 3 INTs coming in 2014...Posted a career-high 12 tackles as part of the NFL International Series vs. Pittsburgh (9/29/13) at Wembley Stadium in London, England...1st NFL interception came vs. San Francisco (9/23/12) and Alex Smith...Declared for NFL Draft following his junior season...The 2nd DB selected by the Vikings with their top 3 choices in the 2012 Draft and 1 of 3 DBs drafted in the Vikings 10 choices...Posted the fastest 40-yard dash time at the 2012 combine at 4.33...Was the 1st player selected from a Florida college in the 2012 Draft...Is the 1st UCF player drafted by the Vikings since Daunte Culpepper in the 1st round of 1999... Selected in 3rd round (#66 overall).

2014 Recorded a career-high 3 INTs while appearing in all 16 games, making 5 starts...2nd on the team in INTs (3) and PBUs (13, career-high)...Jumped a Shaun Hill pass on Week 1 at St. Louis (9/7) for his 1st INT of the season...Career-high 3 PBUs vs. Atlanta (9/28) and Matt Ryan while snagging his 2nd INT of the season late in the game...Tied a career-high with 8 solo tackles at Chicago (11/16)...3rd INT of the season came vs. Carolina (11/30) and Cam Newton.

2013 Started at LCB in the opening 10 games of the season... Placed on injured reserve on 12/14 with chest injury...Inactive for 3 games, at Green Bay (11/24), vs. Chicago (12/1) and at Baltimore (12/8)...Left game at Seattle (11/17) with sternum injury...Started season opener at Detroit (9/8), notching 4

ROBINSON'S NFL TOTALS

Year	GP/GS	Tackles					PBU	TFL	QBH	FF/FR	Special Teams
		Solo	Asst.	Total	Sacks	INTs					
2012 (Min)	16/6	51	10	61	0.0	2 (68)	9	0.0	0	0/0	6
Playoffs	1/0	0	0	0	0.0	0	1	0.0	0	0/0	1
2013 (Min)	10/10	41	11	52	0.0	0	6	5.0	3	1/0	4
2014 (Min)	16/5	36	11	47	0.0	3 (22)	13	0.0	0	0/0	2
Totals	42/21	128	32	160	0.0	5 (90)	28	5.0	3	1/0	12
Playoffs	1/0	0	0	0	0.0	0	1	0.0	0	0/0	1

SINGLE-GAME CAREER HIGHS

Tackles.....12..... vs. Pittsburgh, 9/29/13
 Solo Tackles.....8..... 3x, last @ Chicago, 11/16/14
 Interception.....1..... 5x, last vs. Carolina, 11/30/14
 Long INT Return.....44..... vs. Chicago, 12/9/12
 Passes Defensed.....3..... vs. Atlanta, 9/28/14
 Forced Fumble.....1..... at Detroit, 9/8/13
 Tackle For Loss.....3..... vs. Carolina, 10/13/13
 QB Pressure.....2..... at Chicago, 9/15/13
 ST Tackles.....2..... 2x, last @ Chicago, 9/15/13

tackles, a QB hurry and forced fumble...Notched career-high 12 tackles vs. Pittsburgh (9/29) against Pittsburgh at London... Had 8 tackles and 2 passes defensed vs. Green Bay (10/27).


2012 Started 6 games in debut season, the 2nd-most by a Vikings rookie defender behind Harrison Smith...Snared a pair of INTs, tied for 2nd-most by a Viking...Saw action in all 16 games and the Wild Card playoff at Green Bay (1/5/13)... Grabbed 1st career INT off Alex Smith vs. San Francisco (9/23) and notched a 24-yard return on the play...Started 1st career game at Detroit (9/30)...Had 2nd career INT vs. Chicago (12/9), returning the ball 44 yards to set up an Adrian Peterson TD run...Saw spot duty as a kickoff return man, taking back 3 for 61 yards on the season with a long of 24 vs. Green Bay (12/30) in the regular season finale...Started at Detroit and following week vs. Tennessee (10/7), at Seattle (11/4) and in 3 straight games at Green Bay (12/2), vs. Chicago (12/9) and at St. Louis (12/16)...Started in place of Chris Cook when he spent 6 weeks on injured reserve before returning to the lineup at Houston (12/23)...Had season-high 8 tackles in 1st career start at Detroit (9/30) with 7 solo stops...Tied season-high 7 solos the following week vs. Tennessee (10/7)...Played in 1st career playoff game at Green Bay (1/5/13).

COLLEGE Started 35 of his 38 career games played...Earned 1st-Team All-Conference USA as a sophomore and junior while garnering 2nd-Team honors as a true freshman...Set UCF freshman record with 6 INTs as a true freshman in 2009 and his 6 picks tied for 2nd in the Golden Knights' single-season records...Notched 10 career INTs, good for 5th in UCF history and his 147 career INT return yards ranks 8th in school history...Notched 15 passes defensed as a junior, which tied for 2nd in UCF history in a season...Scored 2 career TDs on INTs and 1 on a FR.

PREP Standout WR at Plantation High and excelled in return game...Selected to Dade-Broward All-Star Game.

ROBINSON'S INTERCEPTIONS

GAME.....8..... INTs (Yds)
 vs. San Francisco, 9/23/12..... Alex Smith1 (24)
 vs. Chicago, 12/9/12..... Jay Cutler1 (44)
 @ St. Louis, 9/7/14..... Shaun Hill.....1 (0)
 vs. Atlanta, 9/28/14..... Matt Ryan1 (-1)
 vs. Carolina, 11/30/14..... Cam Newton1 (23)
Total.....5 (90)



BRIAN ROBISON #96

POSITION: DEFENSIVE END
HEIGHT/WEIGHT: 6-3/259
DOB: 4-27-83
HOMETOWN: SPLENDORA, TX

COLLEGE: TEXAS
ACQUIRED: D4 (#102) '07
NFL SEASON: 9
VIKINGS SEASON: 9

2014 GP/GS
16/16

Career GP/GS
126/70

Playoffs GP/GS
4/2

- Notched career-best 9.0 sacks in 2013.
- Goes down in history as the last Viking to sack Brett Favre in game vs. Green Bay (9/30/07).
- Exceptional UT athlete was a full-time starter his final 3 seasons in football and was NCAA runner-up in the shot put.

OFF THE FIELD Majored in liberal arts at Texas...Father played on the Ranger (TX) Junior College team that won a national title...Wife, Jayme Miller, is an accomplished rodeo barrel racer...Couple has a daughter, Madelyn, and son, Parker...Competed in shot put during 2009 offseason, re-kindling his track and field skills as an unattached thrower...Avid fisherman, especially bass, spends his free time prowling the waters in Texas and Minnesota...Has fished in pro-am tournaments throughout 2014 and 2015 offseasons...2014 Korey Stringer Media Good Guy Award recipient.

HONORS 2014 Korey Stringer Good Guy Award winner...2013 USA Today **All-Joe Team**...2007 *Pro Football Weekly* **All-Rookie Team**.

PRO Set career-high for a season with 9.0 sacks in 2013 after posting 2.0 vs. Philadelphia (12/15/13)...Scored 1st career TD on a 61-yard return of a Jay Cutler fumble forced by Jared Allen on a sack at Chicago (9/15/13)...His 8 passes defended in 2012 are tied for the 2nd-most by a Vikings defensive lineman behind Kevin Williams' 10 in 2004...Posted sacks on back-to-back plays at Dallas (11/3/13) on Tony Romo, marking the 1st time since Kevin Williams vs. San Francisco (9/28/03) had sacks on consecutive plays and 1 play shy of the team record held by Gary Larsen vs. Detroit (10/6/68)...Became only the 7th Vikings DE to appear in 100+ career games during 2013 season...Signed contract extension in-season in 2013...Notched 8.5 sacks in 2012...Played in 4th and started 2nd career playoff game in Wild Card matchup at Green Bay (1/5/13)...Had career-best 3.5 sack day vs. Arizona (10/21/12)...Helped Vikings amass 50 sacks in 2011 to tie for the NFL lead and part of defensive line that produced Allen's Vikings-record and NFL-leading 22.0 sacks...Signed contract extension in 2011 off-season...Was the last Viking to sack Packers QB Brett Favre...Has only missed 2 games entering his 9th NFL season.

2014 Tallied 4.5 sacks, his 6th consecutive season with at least that many sacks...His 4.5 sacks came in a 8-week span...Split a sack of Matthew Stafford vs. Detroit (10/12), brought down Mike Glennon at Tampa Bay (10/26), leveled Robert Griffin III vs. Washington (11/2), chased down Aaron Rodgers vs. Green Bay (11/23) and met Geno Smith in the backfield vs. NY Jets (12/7)...Set a career-high with 45 QB pressures, 2nd on the team...Started all 16 games for the 3rd time in his career.

2013 Started all 16 games for 2nd time in his career...Earned spot on USA Today's **All-Joe Team**, honoring the unsung players in the NFL...Led team with 40 QB hurries and notched career-high 9.0 sacks, ranking 2nd on team...Notched career-high 14 TFLs...Had sacks in 5 consecutive games from at Seattle (11/17) to vs. Philadelphia (12/15)...Had sacks on consecutive plays at Dallas (11/3), 1 play short of the Vikings team record of 3 straight plays with a sack...Had season-high 2.0 sacks in a pair of games - at Dallas (11/3) and vs. Philadelphia (12/15)...Posted a sack against Packers QB Scott Tolzien at Green Bay (11/24)...Notched 1st sack of season vs. Cleveland (9/22)...Posted the 3rd-longest FR by a Vikings DL at Chicago (9/15) with a 61-yard

score, his 1st career TD.

2012 Spent 2nd season as full-time starter at LDE...Started all 15 games he played in regular season and started Wild Card playoff game...Had 8.5 sacks and ranked 2nd on team behind Jared Allen...Posted career-high 8 passes defended, tied for the 2nd-most in team history by a defensive lineman in a season...Ranked tied for 2nd on team with 3 FFs...Set career-best with 3.5 sacks vs. Arizona (10/21)...Notched 3 passes defended vs. Tampa Bay (10/25)...Notched career-best 11 tackles vs. Arizona (10/21) and tied career-high with 6 QB hurries during game.

2011 Took over as full-time starter at LDE in 2011, posting then career-best 8.0 sacks, ranking 2nd on team...Helped Vikings tie for NFL lead with 50 sacks as a team, the 3rd-most in Vikings history...Part of defensive line that produced 40.5 of the 50 team sacks...Started opposite Jared Allen as he set the Vikings single-season record with 22.0 sacks and led the NFL...Ranked 2nd on team with 40 QB hurries...Started season fast with 4.5 sacks in opening 5 games.

2010 Helped Vikings defense rank #8 in the NFL, the 3rd straight season with a top-10 ranking in the League...Started a pair of games at LDE in place of Ray Edwards, vs. Buffalo (12/5) and vs. NY Giants (12/13)...Saw action in all 16 games...Notched 1st sack of season when he caught Shaun Hill vs. Detroit (9/26)...Recovered a pair of fumbles vs. Buffalo (12/5)...Replaced Edwards in the 2nd half of game at Washington (11/28) where he notched a sack of Donovan McNabb and added 3 QB hurries in the win.

2009 Tied a then career-best with 4.5 sacks on the season...Posted sacks in 3 of the final 4 regular season games...Played in all 16 games and both playoff contests...Ranked 4th on team with 13 QB hurries...Had 1.5 of the Vikings 8.0 sacks against Green Bay (10/5), which was 1 sack shy of the Vikings team record in a game...Posted 3 tackles at Arizona (12/6).

2008 Saw action in 15 games as Jared Allen's primary backup...Had a team-best 7 QB hurries in the Wild Card Playoffs vs. Philadelphia (1/4/09), also registering 2 solo tackles, and a tackle for a loss...Started Wild Card game in place of injured Ray Edwards, his lone start of the season...Notched his 2nd sack and 1st FF of the year when he knocked the ball free from Kurt Warner at Arizona (12/14)...Saw time vs. NY Giants (12/28) and posted career-high 7 tackles.

2007 Earned spot on *Pro Football Weekly's All-Rookie Team* and started 5 games...Opened the final 4 straight games at RDE and started 1st career game at Detroit (9/16) at LDE...Ranked 3rd in the NFL for sacks among rookies with 4.5...Had 2.0 sacks in the regular season opener vs. Atlanta (9/9)...Sacked Favre (9/30) on the day he broke NFL TD passes record.

COLLEGE His 6 career blocked kicks set a UT record and his 4 blocks in 2003 tied a single-season record...2006 NCAA runner-up in shot put as a junior and won Big 12 shot put title in 2005 and 2006...Won Big 12 shot put and discus titles in 2006...Holds the school record in the shot put at 68-4.25 and ranks 3rd in UT history with a discus mark of 195-10...Helped Longhorns win 2005 national championship with Rose Bowl win over USC.

PREP All-State in football and track at Splendora (TX) High...Won Class 3A discus title as a junior and senior and shot title as a senior...Had best throws in all Texas classes as a senior at 215-2 in the discus and 66-2 in the shot...Had #40 jersey retired at Splendora High in 2004.

ROBISON'S NFL TOTALS

Year.....GP/GS	Tackles									Special
	Solo	Asst.	Total	Sacks	INTs	PBU	TFL	QBH	FF/FR	Teams
2007 (Min).....16/5	15	10	25	4.5	0	0	6.0	14	1/0	2
2008 (Min).....15/0	12	8	20	2.5	0	1	3.0	19	1/0	0
<i>Playoffs.....1/1</i>	<i>2</i>	<i>0</i>	<i>2</i>	<i>0.0</i>	<i>0</i>	<i>0</i>	<i>1.0</i>	<i>7</i>	<i>0/0</i>	<i>0</i>
2009 (Min).....16/0	10	2	12	4.5	0	0	2.0	13	0/0	1
<i>Playoffs.....2/0</i>	<i>1</i>	<i>0</i>	<i>1</i>	<i>0.0</i>	<i>0</i>	<i>0</i>	<i>0.0</i>	<i>2</i>	<i>0/0</i>	<i>0</i>
2010 (Min).....16/2	14	4	18	2.0	0	1	2.0	15	0/2	0
2011 (Min).....16/16	33	21	54	8.0	0	1	10.0	40	3/2	0
2012 (Min).....15/15	26	26	52	8.5	0	8	8.0	21	3/1	0
<i>Playoffs.....1/1</i>	<i>0</i>	<i>0</i>	<i>0</i>	<i>0.0</i>	<i>0</i>	<i>0</i>	<i>0.0</i>	<i>0</i>	<i>0/0</i>	<i>0</i>
2013 (Min).....16/16	32	11	43	9.0	0	3	14.0	40	0/1	0
2014 (Min).....16/16	18	10	28	4.5	0	3	7.0	45	0/0	0
Totalst.....126/70	160	92	252	43.5	0	17	52.0	207	8/6	3
<i>Playoffs.....4/2</i>	<i>3</i>	<i>0</i>	<i>3</i>	<i>0.0</i>	<i>0</i>	<i>0</i>	<i>1.0</i>	<i>9</i>	<i>0/0</i>	<i>0</i>

SINGLE-GAME CAREER HIGHS

Tackles.....11... vs. Arizona, 10/21/12
 Sacks3.5... vs. Arizona, 10/21/12
 Forced Fumble.....1... 8x, last vs. Green Bay, 12/30/12
 Fumble Recoveries.....2... vs. Buffalo, 12/5/10
 Long Fumble Ret.....61t... at Chicago, 9/15/13
 QB Pressures6... 4x, last at Green Bay, 11/24/13
 Tackle For Loss.....3.0... vs. Arizona, 10/21/12
 Passes Defensed.....3... vs. Tampa Bay, 10/25/12

ROBISON'S TOUCHDOWN

GAME PLAY
 @ Chicago, 9/15/13 61t Fumble Return

ROBISON'S SACKS

GAME	QB	SACKS
vs. Atlanta, 9/9/07.....	Joey Harrington	2.0
vs. Green Bay, 9/30/07.....	Brett Favre	1.0
@ Dallas, 10/21/07.....	Tony Romo	0.5
vs. Oakland, 11/18/07.....	Daunte Culpepper	1.0
vs. Green Bay, 11/9/08.....	Aaron Rodgers	1.0
vs. Chicago, 11/30/08.....	Kyle Orton	0.5
@ Arizona, 12/14/08.....	Kurt Warner	1.0
vs. Green Bay, 10/5/09.....	Aaron Rodgers	1.5
vs. Cincinnati, 12/13/09.....	Carson Palmer	1.0
@ Chicago, 12/28/09.....	Jay Cutler	1.0
vs. NY Giants, 1/3/10.....	Eli Manning	1.0
vs. Detroit, 9/26/10.....	Shaun Hill	1.0
@ Washington, 11/28/10.....	Donovan McNabb	1.0
@ San Diego, 9/11/11.....	Philip Rivers	0.5
vs. Detroit, 9/25/11.....	Matthew Stafford	2.0
vs. Arizona, 10/9/11.....	Kevin Kolb	2.0
vs. Oakland, 11/20/11.....	Carson Palmer	1.0
@ Detroit, 12/11/11.....	Matthew Stafford	0.5
@ Washington, 12/24/11.....	Rex Grossman	1.0
vs. Chicago, 1/1/12.....	Josh McCown	1.0
vs. Tennessee, 10/7/12.....	Matt Hasselbeck	1.0
vs. Arizona, 10/21/12.....	John Skelton	3.5
@ Seattle, 11/4/12.....	Russel Wilson	1.0
vs. Chicago, 12/9/12.....	Jay Cutler	1.0
@ St. Louis, 12/16/12.....	Sam Bradford	1.0
vs. Green Bay, 12/30/12.....	Aaron Rodgers	1.0
vs. Cleveland, 9/22/13.....	Brian Hoyer	1.0
@ Dallas, 11/3/13.....	Tony Romo	2.0
@ Seattle, 11/17/13.....	Russell Wilson	1.0
@ Green Bay, 11/24/13.....	Scott Tolzien	1.0
vs. Chicago, 12/1/13.....	Josh McCown	1.0
@ Baltimore, 12/8/13.....	Joe Flacco	1.0
vs. Philadelphia, 12/15/13.....	Nick Foles	2.0
vs. Detroit, 10/12/14.....	Matthew Stafford	0.5
@ Tampa Bay, 10/26/14.....	Mike Glennon	1.0
vs. Washington, 11/2/14.....	Robert Griffin III	1.0
vs. Green Bay, 11/23/14.....	Aaron Rodgers	1.0
vs. NY Jets, 12/7/14.....	Geno Smith	1.0
Total.....		43.5

GREAT TRACK RECORD

DE Brian Robison and CB Terence Newman have both captured Big 12 Conference titles away from the gridiron. Robison owns UT's shot put record and won the Big 12 shot put and discus titles in 2006 while Newman set a school record in the 100 meter dash (10.20 seconds) and won 2 Big 12 100-meter championships in his time at Kansas State.





KYLE RUDOLPH #82

POSITION: TIGHT END
HEIGHT/WEIGHT: 6-6/265
DOB: 11-9-89
HOMETOWN: CINCINNATI, OH

COLLEGE: NOTRE DAME
ACQUIRED: D2 (#43) '11
NFL SEASON: 5
VIKINGS SEASON: 5

2014 GP/GS	Career GP/GS	Playoffs GP/GS
9/8	48/40	1/1

- Became 5th Viking to earn **Pro Bowl MVP** honors and is only the 4th Vikings TE selected to play in the all-star game.
- The 1st TE drafted in the 2011 rookie class.
- Highly-recruited basketball player in high school declined scholarship offers from ACC powers to pursue football.

OFF THE FIELD Majored in management-consulting at Notre Dame and is 2 semesters shy of earning his degree...Member of National Honor Society at Cincinnati's Elder High...Active with the Vikings Fuel Up To Play 60 initiative with the Vikings and Midwest Dairy Association, a program that works with local schools to raise awareness about proper diet and physical fitness...Has worked closely with the Minnesota Muscular Dystrophy Association "Muscle Team".

HONORS Selected for **Pro Bowl** in 2012...Named **Pro Bowl MVP** in 2012...Earned **All-Rookie** honors from Pro Football Weekly and National Football Post.

PRO Selected to **2013 Pro Bowl** and named **Pro Bowl MVP**, an honor only won by 4 other Vikings- Fran Tarkenton, Ahmad Rashad, Randy Moss and Adrian Peterson...Tied for 3rd with Stu Voigt for most career TDs by a TE with 17...Has caught a TD from 4 different Viking starting QBs since 2011 (Christian Ponder, Joe Webb, Matt Cassel and Teddy Bridgewater)...In 2012, scored 9 TDs, the 2nd-most in a season by a Vikings TE and tied for the 2nd-most by an NFL TE in 2012...Tied Vikings record for TDs in a game by a TE with 2 vs. San Francisco (9/23/12)...Scored all 3 of his TDs in the final 7 games of his rookie year...Was the 1st TE selected in the 2011 NFL Draft... Selected #43 overall, the 2nd-highest drafted TE in Vikings history behind Hal Bedsole (#19 overall) in 1964...Entered the NFL draft following his junior season at ND.

2014 Opened the season with a 7-yard TD reception from Matt Cassel in win at St. Louis (9/7)...Would be hampered by sports hernia and ankle injuries that would hold him out 7 weeks during the season...Had season-high 7 receptions and 69 receiving yards at Detroit (12/14)...2nd TD of the season came vs. Carolina (11/30) on the opening drive on a 4-yard TD toss from Teddy Bridgewater...Appeared in 9 games, making 8 starts.

2013 Had promising season cut short by injury after 30 catches and 3 TDs in the opening 8 games of the season...Placed on injured reserve on 12/9...Inactive for 5 games after foot injury suffered at Dallas...Caught 31-yard TD at Dallas (11/3), his longest play of the season, and injured foot on play...Hauled in 1st TD of the season on 20-yarder from Ponder at Chicago (9/15)... Started season opener at Detroit (9/8) and caught 2 passes... Hauled in career-best 9 catches for career-best 97 yards and a 23-yard TD vs. Carolina (10/13)...Led team with 4 catches for 51 yards vs. Green Bay (10/27).

2012 Tabbed as **Pro Bowl MVP** after a 5-reception, 122-yard 1-TD effort in the all-star game...Late addition to Pro Bowl roster for NFC...Had breakout season with 9 TDs, the 2nd-most by a Vikings TE in a season in team history...His 9 TD catches were tied for 2nd-most by a TE in the NFL in 2012...Had career-best 2 TD catches vs. San Francisco (9/23), matching the Vikings single-game best by a TE...Caught a TD pass and 2-point conversion pass at Washington (10/14)...Hauled in 6-yard TD pass with :31 remaining in game at Indianapolis (9/16) to tie game 20-20 after being down 20-6 entering the 4th quarter of game that Colts won on late FG 23-20...Pulled in career-high 7

catches vs. Detroit (11/11) and had a then career-best 67 yards vs. Jacksonville (9/9) in the season opener.

2011 Earned **All-Rookie** honors from Pro Football Weekly and National Football Post...Assumed larger role in offense as season progressed, catching all 3 of his TDs in the final 7 games of the season...Started 8 games and played in 15...Snared season-long 41-yard pass at Kansas City (10/2)...Had season-high 3 catches in 5 games...Scored 1st career TD on 1-yard pass from fellow rookie Christian Ponder vs. Oakland (11/20)...Hauled in TDs vs. Denver (12/4) and at Washington (12/24).

COLLEGE Ended 3-season Notre Dame career ranked among the all-time leading TEs in school history...Set ND record for receiving yards in a game by a TE vs. Michigan in 2010 with 164 yards...Ranks 2nd for receptions in a game by an Irish TE with 8 catches vs. Michigan and at Michigan State in consecutive games in 2010...Hauled in the 2nd-longest pass play in Notre Dame history with a 95-yard TD vs. Michigan in 2010...Was just shy of the school-record 96-yard pass play...His 90 career receptions are the 4th-most by a TE in ND history and his 1,032 career receiving yards are 4th-most...His pair of 8-catch games fell 1 reception short of the ND record for a TE of 9 receptions in a game...Is only the 4th Irish TE to break the 1,000-yard career yardage plateau...Had promising junior season derailed by hamstring injury that ended his season after 6 games...Became the 1st Irish true freshman TE to start a season opener in 2008.

PREP Productive in 2 sports at Cincinnati's Elder High... Selected to play in US Army All-America game...Earned 1st Team All-America honors by USA Today as a senior TE...Named 2nd-Team All-State by AP...Named conference basketball player of the year 3 times as a prep...Ended high school career as the 2nd-leading scorer in Elder High history and the 2nd player to break the 1,000-point mark.

RUDOLPH THE END ZONE REINDEER

Kyle Rudolph has been a scoring threat since entering the NFL in 2011, highlighted by his 9-TD season in 2012. He continues to climb the Vikings record book as he enters 2015.

VIKINGS CAREER TD RECEPTIONS BY TEs

PLAYER	TDs
Steve Jordan	28
Visanthe Shiancoe	24
Kyle Rudolph	17
Stu Voigt	17

VIKINGS SINGLE-SEASON TD RECEPTIONS BY TEs

PLAYER, YEAR	TDs
Visanthe Shiancoe, 2009	11
Kyle Rudolph, 2012	9
Joe Senser, 1981	8

VIKINGS PRO BOWL TEs

PLAYER	SEASON
Joe Senser	1981
Steve Jordan	1986, '87, '88, '89, '90, '91
Byron Chamberlain	2001
Kyle Rudolph	2012

VIKINGS PRO BOWL MVPs

PLAYER	SEASON
Fran Tarkenton	1964
Ahmad Rashad	1978
Randy Moss	1999
Adrian Peterson	2007
Kyle Rudolph	2012

RUDOLPH'S NFL TOTALS

Year	GP/GS	No.	RECEIVING			Lg	TD
			Yds.	Avg.			
2011 (Min)	15/8	26	249	9.6	41	3	
2012 (Min)	16/16	53	493	9.3	29	9	
Playoffs	1/1	3	42	14.0	23	0	
2013 (Min)	8/8	30	313	10.4	31t	3	
2014 (Min)	9/8	24	231	9.6	23	2	
Totals	48/40	133	1,286	9.7	41	17	
Playoffs	1/1	3	42	14.0	23	0	

SINGLE-GAME CAREER HIGHS

Receptions..... 9..... vs. Carolina, 10/13/13
 Receiving Yards97..... vs. Carolina, 10/13/13
 Long Reception41..... @ Kansas City, 10/2/11
 Long TD Reception31t..... @ Dallas, 11/3/13
 TD Receptions2..... vs. San Francisco, 9/23/12
 2-Point Conversion1..... @ Washington, 10/14/12

RUDOLPH'S CAREER GAME-BY-GAME (* starts)

2011	MINNESOTA	No.	Yards	Avg.	Long	TD
9/11	@ San Diego	0	0	0.0	0	0
9/18	Tampa Bay	1	15	15.0	15	0
9/25	Detroit	3	39	13.0	20	0
10/2	@ Kansas City	3	44	14.7	41	0
10/9	Arizona	0	0	0.0	0	0
10/16	@ Chicago	2	20	10.0	18	0
10/23	Green Bay	0	0	0.0	0	0
10/30	@ Carolina	2	15	7.5	13	0
11/14	Green Bay	3	37	12.3	21	0
11/20	Oakland	3	7	2.3	4	1
11/27	@ Atlanta	INACTIVE				
12/4	Denver	1	19	19.0	19t	1
12/11	@ Detroit	1	0	0.0	0	0
12/18	New Orleans	2	15	7.5	8	0
12/24	@ Washington	2	23	11.5	17t	1
1/1/12	Chicago	3	15	5.0	9	0
Totals .. GP/GS: 15/8	26	249	9.6	41	3	

2012	MINNESOTA	No.	Yards	Avg.	Long	TD
9/9	Jacksonville*	5	67	13.4	29	0
9/16	@ Indianapolis*	3	35	11.7	15	1
9/23	San Francisco*	5	36	7.2	16	2
9/30	@ Detroit*	2	8	4.0	7	0
10/7	Tennessee*	4	23	5.8	15t	1
10/14	@ Washington*	6	56	9.3	18	1
10/21	Arizona*	0	0	0.0	0	0
10/25	Tampa Bay*	2	17	8.5	12	0
11/4	@ Seattle*	0	0	0.0	0	0
11/11	Detroit*	7	64	9.1	20t	1
11/25	@ Chicago*	5	55	11.0	25	1
12/2	@ Green Bay*	6	51	8.5	21	1
12/9	Chicago*	0	0	0.0	0	0
12/16	@ St. Louis*	3	22	7.3	14	0
12/23	@ Houston*	3	39	13.0	27	1
12/30	Green Bay*	2	20	10.0	10	0
Totals .. GP/GS: 16/16	53	493	9.3	29	9	
PLAYOFFS						
1/5/13	@ Green Bay	3	42	14.0	23	0

RUDOLPH'S TOUCHDOWNS

GAME	PLAY
vs. Oakland, 11/20/11	1 pass from C. Ponder
vs. Denver, 12/4/11	19 pass from C. Ponder
@ Washington, 12/24/11	17 pass from J. Webb
@ Indianapolis, 9/16/12	6 pass from C. Ponder
vs. San Francisco, 9/23/12	1 pass, 2 pass from C. Ponder
vs. Tennessee, 10/7/12	15 pass from C. Ponder
@ Washington, 10/14/12	1 pass from C. Ponder
vs. Detroit, 11/11/12	20 pass from C. Ponder
@ Chicago, 11/25/12	2 pass from C. Ponder
@ Green Bay, 12/2/12	7 pass from C. Ponder
@ Houston, 12/23/12	3 pass from C. Ponder
@ Chicago, 9/15/13	20 pass from C. Ponder
vs. Carolina, 10/13/13	23 pass from C. Ponder
@ Dallas, 11/3/13	31 pass from C. Ponder
@ St. Louis, 9/7/14	7 pass from M. Cassel
vs. Carolina, 11/30/14	4 pass from T. Bridgewater
Total	17

2013	MINNESOTA	No.	Yards	Avg.	Long	TD
9/8	@ Detroit*	2	27	13.5	21	0
9/15	@ Chicago*	3	42	14.0	20t	1
9/22	Cleveland*	5	28	5.6	9	0
9/29	Pittsburgh*	2	6	3.0	6	0
10/13	Carolina*	9	97	10.8	23t	1
10/21	@ NY Giants*	3	27	9.0	21	0
10/27	Green Bay*	4	51	12.8	17	0
11/3	@ Dallas*	2	35	17.5	31t	1
11/7	@ Washington	INACTIVE				
11/17	@ Seattle	INACTIVE				
11/24	@ Green Bay	INACTIVE				
12/1	Chicago	INACTIVE				
12/8	@ Baltimore	INACTIVE				
12/15	Philadelphia	INJURED RESERVE				
12/22	@ Cincinnati	INJURED RESERVE				
12/29	Detroit	INJURED RESERVE				
Totals GP/GS: 8/8	30	313	10.4	31t	3	

2014	MINNESOTA	No.	Yards	Avg.	Long	TD
9/7	@ St. Louis*	2	16	8.0	9	1
9/14	New England*	5	53	10.6	17	0
9/21	@ New Orleans*	3	27	9.0	10	0
9/28	Atlanta	INACTIVE				
10/2	@ Green Bay	INACTIVE				
10/12	Detroit	INACTIVE				
10/19	@ Buffalo	INACTIVE				
10/26	@ Tampa Bay	INACTIVE				
11/2	Washington	INACTIVE				
11/16	@ Chicago	0	0	0.0	0	0
11/23	Green Bay*	3	50	16.7	23	0
11/30	Carolina*	2	7	3.5	4t	1
12/7	NY Jets*	2	9	4.5	6	0
12/14	@Detroit*	7	69	9.9	21	0
12/21	@ Miami	INACTIVE				
12/28	Chicago*	0	0	0.0	0	0
Totals .. GP/GS: 9/8	24	231	9.6	23	2	



ANDREW SENDEJO #34

POSITION: SAFETY
HEIGHT/WEIGHT: 6-1/210
DOB: 9-9-87
HOMETOWN: SAN ANTONIO, TX

COLLEGE: RICE
ACQUIRED: FA '11
NFL SEASON: 5
VIKINGS SEASON: 4

2014 GP/GS Career **GP/GS** Playoffs **GP/GS**
 16/3 50/13 (2/0-DAL; 48/13-MIN) 1/0 (1/0-MIN)

- Started career-best 10 games and played in all 16 in 2013.
- Had career-best 17 tackles vs. Washington (11/7/13).
- Began pro career with UFL's Sacramento Mountain Lions.

OFF THE FIELD Took part in Vikings annual Arctic Blast snowmobile rally during the 2014 offseason...Teammates at Rice with Corey Frazier, son of former Vikings Head Coach Leslie Frazier...Earned degree in sports management from Rice...Plays guitar and piano in his free time...Has extensive background in martial arts and his father was an instructor.

HONORS Named Vikings **Special Teams Player of the Year** in 2014.

PRO Had career-best 17 tackles to lead team in win vs. Washington (11/7/13) on Thursday Night Football...Earned 1st career starts in 2013, starting 10 of the career-high 16 games he played on the season - 9 in place of Harrison Smith and 1 in place of Jamarca Sanford...Played in 13 games and the Wild Card playoff in 2012...Regular contributor on special teams...Led the team in special teams tackles in 2014 with 13...Saw action in 3 games for the Vikings in 2011...Played 2 games as a rookie in 2010 for Dallas...Began pro career with UFL's Sacramento Mountain Lions in 2010 under Dennis Green.

2014 Led the team with 13 special teams tackles...Appeared in all 16 games, making 3 starts...Forced his 1st career fumble close to the goal line vs. NY Jets (12/7) that was recovered by Captain Munnerlyn and kept the Jets out of the end zone...Season-high 10 tackles at Detroit (12/14)...Had 3 games with multiple special teams tackles.

2013 Ranked 3rd on team and led Vikings DBs with 104 tackles despite not starting a game until the 4th week of the season and 3rd on team with 13 special teams stops...Led team with 12 tackles at Seattle (11/17)...Had 4 games with 10+ tackles...Snared 1st career INT at Baltimore (12/8)...Started and had career-high 17 tackles vs.

SENDEJO'S NFL TOTALS

Year.....	GP/GS	Tackles							FF/FR	Teams	
		Solo	Asst.	Total	Sacks	INTs	PBU	TFL			QBH
2010 (Dal)	2/0	0	0	0	0.0	0	0	0	0	0/0	1
2011 (Min)	3/0	0	0	0	0.0	0	0	0	0	0/0	3
2012 (Min)	13/0	0	0	0	0.0	0	0	0	0	0/0	11
Playoffs.....	1/0	0	0	0	0.0	0	0	0	0	0/0	2
2013 (Min)	16/10	67	37	104	0.0	1 (1)	4	4.0	1	0/0	13
2014 (Min)	16/3	14	6	20	0.0	0	1	0.0	1	1/0	13
Totals	50/13	81	43	124	0.0	1 (1)	5	4.0	2	1/0	41
Playoffs.....	1/0	0	0	0	0.0	0	0	0	0	0/0	2

SINGLE-GAME CAREER HIGHS

Tackles..... 17..... vs. Washington, 11/7/13
 Solo Tackles..... 16..... vs. Washington, 11/7/13
 Interceptions..... 1..... @ Baltimore, 12/8/13
 Passes Defensed..... 3..... @ Baltimore, 12/8/13
 Forced Fumble..... 1..... vs. New York Jets, 12/7/14
 Tackles for Loss..... 1..... 4 times, last vs. Philadelphia, 12/15/13
 Special Teams Tackles..... 3..... vs. Chicago, 12/9/12; vs. Green Bay, 10/27/13

Washington (11/7) on Thursday Night...Started on Sunday Night vs. Green Bay (10/27) and had 13 tackles...Started 1st NFL game vs. Pittsburgh (9/29) in International Series game at London...Started on Monday Night at NY Giants (10/21) in place of injured Smith...Replaced Sanford mid-game following injury vs. Cleveland (9/22).

2012 Ranked 4th on team with 11 special teams tackles...Played in career-best 13 games and played in 1st career playoff game in Wild Card matchup at Green Bay (1/5/13)...Missed a pair of games with ankle injury in Weeks 4-5 but bounced back to play in final 11 regular season games...Had a pair of special teams stops in Wild Card playoff game.

2011 Played in 3 games with the Vikings and was inactive for 2... Played in 1st game for Vikings in his 2nd week with the team at Detroit (12/11)...Saw time in the final 2 games of season at Washington (12/24) and vs. Chicago (1/1/12)...Signed by Vikings on 11/29...Spent preseason with Dallas, released before regular season...Joined NY Jets on 9/4 and was inactive for season opener vs. Dallas (9/11)... Released by Jets and signed to their practice squad on 9/14 before his release on 9/27.

2010 Made NFL debut as a rookie with Dallas...Moved from Dallas practice squad to 53-man roster on 11/29...Played in a pair of games, notching a special teams tackle vs. Washington (12/19)...Played in 1st career game vs. Philadelphia (12/12)...Spent time with Sacramento Mountain Lions of the UFL...Tied for 2nd in UFL in tackles.

COLLEGE Ended collegiate career as an honorable mention All-Conference USA choice as a junior and senior...Left Rice ranked tied for 2nd in career tackles and tied for 7th in career INTs...Promising senior season was cut short by injury, playing in only 7 games...Notched 318 tackles, 9 INTs, 2 sacks and 7 FFs in his tenure at Rice...Started all 12 games as a true freshman en route to Freshman All-America honors.

PREP Standout in football, track and soccer at Smithson Valley High in Spring Branch, TX...Named honorable mention All-State as a junior and senior...Earned county Defensive Player of the Year as a senior.

SENDEJO'S INTERCEPTION		
GAME	QB	INT
@ Baltimore, 12/8/13	Joe Flacco	1 (1)
Total.....		1 (1)



MARCUS SHERELS #35

POSITION: CORNERBACK
HEIGHT/WEIGHT: 5-10/175
DOB: 9-30-87
HOMETOWN: ROCHESTER, MN

COLLEGE: MINNESOTA
ACQUIRED: UDFA '10
NFL SEASON: 5
VIKINGS SEASON: 5

2014 GP/GS 16/0 **Career GP/GS** 65/7 **Playoffs GP/GS** 1/0

- His 10.5-yard punt return average is tops in Vikings history.
- Is only the 3rd Vikings player to have multiple punt return TDs in a career, joining David Palmer and Melwede Moore- each with 2 scores.
- Set Vikings record with a 15.2 PR avg. in 2013, ranked 2nd-best in NFL for the season, and became the 1st Vikings PR man to have 2 returns of 50+ in a season.
- Local product attended Rochester John Marshall High and University of Minnesota. His brother, Mike, is LBs coach at the University of Minnesota and the brothers were teammates with the Golden Gophers.

OFF THE FIELD Earned bachelor's degree in political science in spring 2010...Aspires to attend law school after his playing career...Older brother, Mike, played LB for the Gophers from 2004-07 and captained the team as a junior and senior. He was invited to Vikings rookie mini camp for a tryout in 2008... Brother, Mike, now serves on Gophers coaching staff, coaching LBs...Earned Academic All-Big Ten as a sophomore...Joins Adam Thielen (Detroit Lakes), Carter Bykowski (Eden Prairie) and Isaac Fruechte (Caledonia) as the Minnesota in-state products on the Vikings roster.

PRO Started career-high 4 games in 2013...Set Vikings single-season record with a 15.2 PR avg, breaking the previous mark of 13.2 set by David Palmer in 1995...Ranks 1st in Vikings history with a 10.5 career punt return avg. (114 for 1,196)...Tied for team record with 4 career PRs of 50+ and set team mark with 2 PRs of 50+ in a season...Notched the 3rd-longest PR TD in club history with 86-yarder at NY Giants (10/21)...Set Vikings single game record with 119 punt return yards on Monday Night Football at NY Giants (10/21)...Joins only David Palmer (2) and Melwede Moore (2) as only players in team history to have multiple punt return TDs in their careers...Became the 10th player in Vikings history to return a punt for a TD with a 77-yard return for a score at Detroit (9/30/12), the 7th-longest punt return in team history and the 6th-longest PR TD in team history...Notched 1st Vikings PR TD since 2008...Set Vikings preseason record with a 109-yard KOR TD vs. Tennessee in the 2013 preseason finale at MOA Field...Worked his way up from rookie free agent to seeing game action in 2010 regular season finale at Detroit (1/2/11)...Signed as a rookie free agent on 5/4/10 after performance in Vikings rookie camp where he participated on a tryout basis.

2014 Became the franchise leader in career punt return average with a 10.5 (114 for 1,196) average...11.0 punt return average on the season...Tied for 6th in the NFL, 3rd in the NFC, in punt return average...Longest punt return came at Detroit (12/14) with a 35-yard return...Returned 4 kickoffs for 110 yards a 27.5 average and a long return of 46 yards at Green Bay (10/2)...4th on the team with a career-high 11 special teams tackles while adding 1 forced fumble...Appeared in all 16 games.

2013 Set team record with a 15.2 avg on PRs for the season, breaking the previous mark by 2 yards per return (David Palmer, 13.2 in 1995)...Tied Vikings career record with his 2nd career PR TD, an 86-yard score at NY Giants (10/21)...Set team record for single-game PR yards with 119 at NY Giants (10/21)...Set Vikings mark with 2 PRs of 50+ yards on season and is tied for club's career record with 4 PRs of 50+ for his career...Snared 1st

career INT at Baltimore (12/8)...Had a pair of 8-tackle games during season, at Dallas (11/3) and at Cincinnati (12/22)...Notched 4 tackles at Green Bay (11/24)...Started at RCB for International Series game in London vs. Pittsburgh (9/29)...Stepped in for injured Chris Cook vs. Cleveland (9/22) and tied for team-high with career-best 10 tackles, including 9 solos and led team with 4 passes defended...Had 2 tackles and a TFL vs. Green Bay (10/27) on Monday Night Football.

2012 Handled all punt return duties and tied for team-high in kickoff returns with 16...Ranked 7th in NFL in PR average at 9.0 yards per...Scored 1st career TD on a 77-yard punt return at Detroit (9/30), helping match a Vikings record with a punt return and KO return in the same game when Percy Harvin also scored on a 105-yard KOR TD...The Vikings set an NFL record by posting their 3rd all-time game with a PR TD and KO return TD in the same game in club history...His 77-yard PR TD was the 1st since 2008 for the Vikings and ranks as the 7th-longest PR in team history...Returned 16 kickoffs during the season, tied with Percy Harvin for the team-lead...Had a pair of season-long 41-yard KO return during season, vs. Detroit (11/11) and vs. Green Bay (12/30)...Along with 77-yard PR score, he notched a 25-yard PR vs. Green Bay (12/30) in regular season finale.

2011 Moved from special teams role to start 3 games as a CB or nickel back as injuries took their toll on the Vikings backfield...Handled all punt return duties and tied for 2nd on team with 16 kickoff returns...Earned 1st career start vs. Arizona (10/9), the 1st win of the season...Notched the Vikings longest punt return of season with 53-yarder vs. Detroit (9/25) and the 3rd-longest kickoff return with a 78-yarder at Carolina (10/30)...Helped Vikings post a team-record 26.9-yard kickoff return average as a team...Started other 2 games of season vs. New Orleans (12/18) and at Washington (12/24)...Notched 1st career sack against Aaron Rodgers vs. Green Bay (10/23)...Had then career-high 6 tackles vs. New Orleans (12/18)...Tied for 6th in Vikings history with 90 punt return yards in a game vs. Detroit (9/25)...Helped Vikings special teams unit lead the NFL with 3 players posting a 60+ kickoff return during the season, joining Percy Harvin (104, 103t), Lorenzo Booker (68) and adding a 78-yarder himself...Had season-high 5 punt returns vs. Oakland (11/20).

2010 Impressed the Vikings coaches enough to earn a spot on the 2010 practice squad...Released on 9/28/10 but was re-signed to the practice squad 10/13/10...Spent a total of 15 weeks on the 8-man practice squad in 2010...Signed to the Vikings' active roster on 12/31/10 and made his NFL debut in Detroit on 1/2/11.

COLLEGE Worked his way from walk-on to full-time starter as a junior and senior at CB for the Gophers...Excelled on special teams during career as a return man and in coverage...Had a pair of INTs as a junior and senior...Notched an 88-yard fumble return as a senior.

PREP Earned Honorable Mention All-State as a senior RB at Rochester John Marshall...Standout in basketball.

SHERELS' NFL TOTALS

Year.....	GP/GS	Tackles							Special		
		Solo	Asst.	Total	Sacks	INTs	PBU	TFL	QBH	FF/FR	Teams
2010 (Min).....	1/0	0	0	0	0.0	0	0	0	0	0/0	0
2011 (Min).....	16/3	20	4	24	1.0	0	3	0	0	0/0	6
2012 (Min).....	16/0	2	3	5	0.0	0	2	0	0	0/0	6
<i>Playoffs</i>	1/0	0	0	0	0.0	0	0	0	0	0/0	1
2013 (Min).....	16/4	39	7	46	0.0	1 (0)	14	2.0	0	1/0	7
2014 (Min).....	16/0	0	0	0	0.0	0	0	0	0	0/0	11
Totals	65/7	61	14	75	1.0	1 (0)	19	2.0	0	1/0	30
<i>Playoffs</i>	1/0	0	0	0	0.0	0	0	0	0	0/0	1

Year.....	PR	Punt Returns					Kickoff Returns				
		FC	Yds	Avg	Long	TD	KOR	Yds	Avg	Long	TD
2011 (Min).....	33	20	277	8.4	53	0	16	445	27.8	78	0
2012 (Min).....	32	27	287	9.0	77t	1	16	422	26.4	41	0
<i>Playoffs</i>	3	5	25	8.3	17	0	2	60	30.0	37	0
2013 (Min).....	22	26	335	15.2	86t	1	0	0	0.0	0	0
2014 (Min).....	27	26	297	11.0	35	0	4	110	27.5	46	0
Totals	114	100	1,196	10.5	86t	2	36	977	27.1	78	0
<i>Playoffs</i>	3	5	25	8.3	17	0	2	60	30.0	37	0

SINGLE-GAME CAREER HIGHS

Punt Returns.....	6	at Houston, 12/23/12
Punt Return Yards.....	119	at NY Giants, 10/21/13
Long Punt Return.....	86t	at NY Giants, 10/21/13
Kickoff Returns.....	5	vs. Denver, 12/4/11
Kickoff Return Yards.....	124	vs. Green Bay, 12/30/12
Long Kickoff Return.....	78	at Carolina, 10/30/11
Tackles.....	10	vs. Cleveland, 9/22/13
Sack.....	1.0	vs. Green Bay, 10/23/11
Tackle For Loss.....	1.0	2x, last vs. Green Bay, 10/27/13
Interception.....	1	at Baltimore, 12/8/13
Pass Defensed.....	4	vs. Cleveland, 9/22/13

SHERELS' TOUCHDOWNS

GAME	PLAY
@ Detroit, 9/30/12.....	77-yd punt return
@ NY Giants, 10/21/13.....	86-yd punt return
Total	2

SHERELS' SACK

GAME	QB	SACK
vs. Green Bay, 10/23/11.....	Aaron Rodgers	1.0

SHERELS' INTERCEPTION

GAME	QB	INT
@ Baltimore, 12/8/13.....	Joe Flacco	1 (0)
Total		1 (0)

FOR THE RECORD

Marcus Sherels set the Vikings record for punt return yardage in a game at the NY Giants (10/21/13) on Monday Night Football. Sherels notched an 86-yard TD in the game, the 3rd-longest punt return in team history, en route to breaking the team record for yards in a game which stood since 1968. He tied the team record in the game with his 2nd career PR TD, matching Mewelde Moore and David Palmer's career marks.

VIKINGS PR YARDS IN A GAME

PLAYERS GAME	YARDS
Marcus Sherels, at NY Giants, 10/21/13.....	119
Charlie West, vs. Washington, 11/3/68.....	107
Leo Lewis, vs. Tampa Bay, 10/1/89.....	101

VIKINGS CAREER PUNT RETURNS

PLAYER	RETURNS
Leo Lewis.....	194
David Palmer.....	162
Charlie West.....	123
Marcus Sherels.....	114

VIKINGS CAREER PUNT RETURN YARDS

PLAYER	YARDS
Leo Lewis.....	1,812
David Palmer.....	1,610
Marcus Sherels.....	1,196

SPECIAL TEAMS SPARKS

Marcus Sherels teamed with Percy Harvin in a 2012 game at Detroit to match a Vikings record by scoring TDs on a punt return and kickoff return in the same game. The punt return TD was the 1st of Sherels' career, a feat he matched a season later. The return man from Rochester holds the Viking single-season and career punt average records and is tied for the career PR TDs mark.

VIKINGS KOR AND PR TDs IN A GAME

PLAYERS, RETURNS	GAME
M. Sherels (77t PR), P. Harvin (105t KR) at Detroit, 9/30/12	
M. Moore (71t PR), K. Robinson (86t KR) at NY Giants, 11/13/05	
R. Moss (64t PR), R. Tate (76t KR) at Kansas City, 12/12/99	

DYNAMIC DUO

Marcus Sherels and Cordarrelle Patterson both hold the #1 spot in franchise history and career punt return and kickoff return average, respectively.

VIKINGS CAREER PUNT RETURN AVERAGE

PLAYERS, YEARS	PR AVG.
Marcus Sherels, 2011-15.....	10.5
Mewelde Moore, 2004-07.....	10.4

VIKINGS CAREER KICK RETURN AVERAGE

PLAYERS, YEARS	PR AVG.
Cordarrelle Patterson, 2013-14.....	29.4
Percy Harvin, 2009-12.....	27.9

ACTIONS SPEAK LOUDER THAN WORDS

Marcus Sherels has made a splash in the Vikings record book in his 4 seasons as the primary punt return man. He is tied for the team record with 2 PR TDs in his career with Mewelde Moore and David Palmer.

VIKINGS SINGLE-SEASON PUNT RETURN AVERAGE

PLAYER, SEASON, RETS/YDS	AVG
Marcus Sherels, 2013, 22/335	15.2
David Palmer, 1995, 26/342	13.2
David Palmer, 1997, 34/444	13.1

VIKINGS CAREER PUNT RETURN AVERAGE

PLAYER, RETS/YDS	AVG
Marcus Sherels (114/1,196)	10.5
Mewelde Moore (74/768)	10.4
David Palmer (162/1,610)	9.9
Billy Butler (55/545)	9.9

VIKINGS CAREER PUNT RETURNS OF 50+ YARDS

PLAYER	50+ RETURNS
Marcus Sherels	4
David Palmer	4
Leo Lewis	3
Charlie West	3

2013-14 NFL PUNT RETURN AVERAGE

PLAYER	AVG
Devin Hester, Chicago/Atlanta	13.8 (36/496)
Micah Hyde, Green Bay	13.6 (38/517)
Marcus Sherels, Minnesota	12.9 (49/632)

SHERELS TOPS VIKINGS RETURN LIST

PUNT RETURN TDs IN VIKINGS HISTORY

Marcus Sherels, at NY Giants (10/21/13)	86t
Marcus Sherels, at Detroit (9/30/12)	77t
Bernard Berrian, at Arizona (12/14/08)	82t
Mewelde Moore, vs. New England (10/30/06)	71t
Mewelde Moore, at NY Giants (11/13/05)	71t
Nate Burleson, at Indianapolis (11/8/04)	91t
Randy Moss, at Kansas City (12/12/99)	64t
David Palmer, at NY Giants (9/29/96)	69t
David Palmer, at Detroit (11/23/95)	74t
Leo Lewis, vs. Atlanta (11/22/87)	78t
Charlie West, vs. Washington (11/3/68)	98t
Billy Butler, vs. San Francisco (9/29/63)	60t
Hugh McElhenny, at Chicago (12/17/61)	81t

LONGEST PUNT RETURNS IN VIKINGS HISTORY

Charlie West, vs. Washington (11/3/68)	98t
Nate Burleson, at Indianapolis (11/8/04)	91t
Marcus Sherels, at NY Giants (10/21/13)	86t
Bernard Berrian, at Arizona (12/14/08)	82t
Bob Grim, vs. NY Giants (11/5/67)	81
Hugh McElhenny, at Chicago (12/17/61)	81t
Leo Lewis, vs. Atlanta (11/22/87)	78t
Marcus Sherels, at Detroit (9/30/12)	77t

CAREER PUNT RETURN TDs IN VIKINGS HISTORY

David Palmer	2
Mewelde Moore	2
Marcus Sherels	2



Pictured above are the 4 Minnesota natives on the Vikings roster as the team heads into training camp, WR Adam Thielen (Detroit Lakes), T Carter Bykowski (Eden Prairie), CB Marcus Sherels (Rochester) and WR Isaac Fruechte (Caledonia).



HARRISON SMITH #22

POSITION: SAFETY
HEIGHT/WEIGHT: 6-2/214
DOB: 2-2-89
HOMETOWN: KNOXVILLE, TN

COLLEGE: NOTRE DAME
ACQUIRED: D1b (#29) '12
NFL SEASON: 4
VIKINGS SEASON: 4

2014 GP/GS
16/16

Career GP/GS
40/39

Playoffs GP/GS
1/1

- Led the team with 5 interceptions and 120 tackles in 2014.
- Earned **All-Rookie** honors in 2012 and tied for Vikings rookie record with a pair of INT return TDs on the season.
- Is 1 of 5 DBs drafted in 1st Round by the Vikings- joining Joey Browner, Dewayne Washington and teammates Xavier Rhodes and Trae Waynes.
- 1st DB to lead the team in tackles since Corey Chavous did so in 2003.

OFF THE FIELD Graduated with a management-entrepreneurship degree in 2011 and was enrolled in graduate studies program during the 2011 season...His aunt, Elaine Hendrix, is an actress and has appeared in such films and shows as Friends, NCIS, and The Parent Trap...Active with hospital visits to the U of M Masonic Children's Hospital and assisted with the Greenway Gridiron Gallop 5k race on Father's Day...Currently in pursuit of his pilots license.

HONORS Named **All-Rookie** in 2012 by Pro Football Weekly/PFWA and National Football Post...Voted by teammates as **Vikings Children's Fund Rookie of the Year** in 2012.

PRO Led the team in tackles and interceptions in 2014...Tied for 3rd in the NFL with 5 INTs and 2nd in INT return yards with 150 in 2014...Only player in the NFL in 2014 with at least 3 sacks and 3 INTs...Career-long INT return at St. Louis (9/7/14) when taking a Austin Davis pass 81 yards for a TD...3 INT TDs is tied for tops in franchise history...His 3 INT returns of 50+ yards is a Vikings record...5 INTs in 2014 is most by a Vikings safety since Darren Sharper snagged 9 in 2005...Earned **All-Rookie** honors in 2012...Tied Vikings rookie record with 2 INT return TDs on the season and was 1 shy of the team record for a season...Returned 2 of his opening 3 NFL INTs for TDs...Became 1st Vikings rookie safety to start all 16 games in a season...Selected #29 overall in 2012 by the Vikings...Became just the 3rd Notre Dame player and 3rd DB chosen by the Vikings in the 1st round in team history.

2014 Led the team with a career-high 5 INTs, that ranked tied for 3rd in the NFL and tied for 2nd in the NFC...His 150 INT return yards was 2nd best in the NFL...Led the team in tackles for the 1st time in his career...Career-highs in tackles (120), solo tackles (82), sacks (3.0), TFLs (4.0) and INTs (5)...Was the only player in the NFL to have at least 3 INTs and 3 sacks...His 5 INTs is the most by a Vikings safety since Darren Sharper had 9 in 2005...Played a major role in improving the Vikings pass defense from 31st in 2013 to 7th in 2014...Career-long INT return for a TD Week 1 at St. Louis (9/7) when taking back an Austin Davis pass 81 yards for a TD, 9th longest INT return in team history...He is tied for the franchise record with 3 INTs returned for TD...His 3 INT returns of 50+ yards is a team record...Set a career-high in tackles vs. New England (9/14) with 13...His 2 TFLs vs. Carolina (11/30) was a career-high...3 passes defended

against Drew Brees at New Orleans (9/21) was a career-high... Started all 16 games.

2013 Averaged over 8 tackles per game, notching 66 in 8 games played...Returned to the field for the final 3 games of regular season, coming back vs. Philadelphia (12/15) in upset win over playoff-bound Eagles...Vikings went 2-1 in final 3 games of season...Missed 8 games as he recovered from injury yet finished 5th on team in tackles...Suffered injured toe vs. Carolina (10/13) and was placed on injured reserve for recall... Grabbed 2nd INT in consecutive games vs. Cleveland (9/22)... Snagged 1st INT of season at Chicago (10/15) when he picked off Jay Cutler...Started season opener at Detroit (9/8) and led DBs with 10 tackles...Intercepted multiple passes (2) for the 2nd time in his career, finishing 2nd on the team.

2012 Impact rookie had record-setting debut...Started all 16 games and Wild Card playoff game...Tied Vikings rookie record with 2 INT-return TDs and was 1 shy of overall club record for a season...Ranked tied for 3rd in NFL with pair of INT-return scores and ranked 2nd among NFL rookies...Led all NFL safeties with 2 INT's return TDs...Ranked 2nd on team with 129 tackles and led team with 87 yards on INT returns while matching the team-high with 3 INTs...Set Vikings record with 16 starts by a rookie safety, passing previous high of 14 by Chuck Lamson in 1962...Ranks 3rd in INT return yards by a Vikings rookie...Had 10+ tackles in 5 games on the season and season-high 12 stops at Green Bay (12/2) and at St. Louis (12/16)...Notched lone sack at Houston (12/23), catching Matt Schaub.

COLLEGE Started in 47 of his 51 collegiate contests...Is the only player in Irish history to register more than 200 tackles (309), 15 TFLs (18.5) and 15 pass breakups (28) in a career...Was the lone captain of the 2011 Fighting Irish, an honor that has only been bestowed on 4 players at Notre Dame in the past 40 years...Split time at Notre Dame at outside linebacker and safety...Made 15 starts at LB before making the full-time switch to safety 6 games into the 2009 season...Started final 38 games...Ranks 2nd in ND history with 28 career pass breakups...Is 9th all-time with 309 career tackles...Had 3 INTs vs. Miami in 2010 Sun Bowl, setting ND single-game record.

PREP Named the Gatorade Player of the Year in Tennessee in 2006...Attended Knoxville Catholic High School...Honored as 2006 American General Tennessee Mr. Football Back of the Year after rushing for 1,340 yards and 19 TDs...Named 2006 Tennessee Class 3A All-State DB...East Tennessee HS Player of the Year in 2007...Earned Tennessee Class 3A 1st-team All-State honors as a junior...Played basketball.

SMITH'S NFL TOTALS

Year.....	GP/GS	Tackles								Special	
		Solo	Asst.	Total	Sacks	INTs	PBU	TFL	QBH		FF/FR
2012 (Min)	16/16	79	50	129	1.0	3 (87)	13	2.0	5	1/1	9
Playoffs.....	1/1	7	1	8	0.0	0	0	2.0	0	0/0	0
2013 (Min)	8/7	50	16	66	0.0	2 (4)	3	2.0	0	1/1	5
2014 (Min)	16/16	82	38	120	3.0	5 (150)	9	4.0	3	1/0	1
Totals.....	40/39	211	104	315	4.0	10 (241)	25	8.0	8	3/2	15
Playoffs.....	1/1	7	1	8	0.0	0	0	2.0	0	0/0	0

SINGLE-GAME CAREER HIGHS

Tackles.....	13	vs. New England, 9/14/14
Solo Tackles.....	10	2x, last vs. Washington, 11/2/14
Interception.....	1	10x, last @ Miami, 12/21/14
Long INT Return.....	81t	@ St. Louis, 9/7/14
INT Return TDs.....	1	3x, last @ St. Louis, 9/7/14
Sack.....	1.0	4x, last vs. New York Jets, 12/7/14
Tackles For Loss.....	2.0	vs. Carolina, 11/30/14
QB Hurries.....	4	@ Houston, 12/23/12
Passes Defensed.....	3	2x, last @ New Orleans, 9/21/14
Forced Fumble.....	1	3x, last @ Buffalo, 10/19/14
Fumble Recovery.....	1	2x, last @ Detroit, 9/8/13

SMITH'S TOUCHDOWNS

GAME	PLAY
vs. Arizona, 10/21/12	31 INT return
vs. Chicago, 12/9/12	56 INT return
@ St. Louis, 9/7/14	81 INT return
Total	3

SMITH'S INTERCEPTIONS

GAME	QB	INT (Yds)
vs. Arizona, 10/21/12	John Skelton	1 (31t)
@ Green Bay, 12/2/12	Aaron Rodgers	1 (0)
vs. Chicago, 12/9/12	Jay Cutler	1 (56t)
@ Chicago, 9/15/13	Jay Cutler	1 (0)
vs. Cleveland, 9/22/13	Brian Hoyer	1 (4)
@ St. Louis, 9/7/14	Austin Davis	1 (81t)
vs. Atlanta, 9/28/14	Matt Ryan	1 (1)
@ Green Bay, 10/2/14	Matt Flynn	1 (5)
@ Chicago, 11/16/14	Jay Cutler	1 (52)
@ Miami, 12/21/14	Ryan Tannehill	1 (11)
Total		10 (241)

SMITH'S SACKS

GAME	QB	SACK
@ Houston, 12/23/12	Matt Schaub	1.0
@ St. Louis, 9/7/14	Austin Davis	1.0
vs. Carolina, 11/30/14	Cam Newton	1.0
vs. New York Jets, 12/7/14	Geno Smith	1.0
Total		4.0

HARRISON HANDLES QBs

Safety Harrison Smith has started to leave his mark on the Vikings record books and ranked near the top of all NFL defenders in INTs and INT return yards in 2014.

NFL INTERCEPTION LEADERS, 2014

PLAYER, TEAM	INTs
Glover Quin, Det.	7
Tashaun Gipson, Cle.	6
Harrison Smith, Min.	5
Mike Adams, Ind.	5
Bruce Carter, Dal.	5
Perrish Cox, SF.	5
Brent Grimes, Mia.	5

NFL INTERCEPTION RETURN YARDS LEADERS, 2014

PLAYER, TEAM	Ret. Yards
Tashaun Gipson, Cle.	158
Harrison Smith, Min.	150

NFL LONG INTERCEPTION RETURNS, 2014

PLAYER, TEAM	RETURN
Janoris Jenkins, StL.	99t
Rashad Johnson, Ariz.	88t
Casey Hayward, GB	82t
Harrison Smith, Min.	81t
Louis Delmas, Mia.	81t

VIKINGS CAREER INTERCEPTIONS RETURNED FOR TDs

PLAYER	TDs/INTs
Harrison Smith	3/10
Darren Sharper	3/18
Jimmy Hitchcock	3/9
Dewayne Washington	3/10
Audray McMilliam	3/19
Joey Browner	3/37
Bobby Bryant	3/51
Ed Sharockman	3/40
Rip Hawkins	3/12

VIKINGS CAREER INT RETURNS OF 50+ YARDS

PLAYER, YEARS	50+ Returns
Harrison Smith, 2012-14	3 (56t, 81t, 52)
Charlie West, 1968-73	3 (89, 54, 50)

VIKINGS SINGLE-SEASON SACKS BY DEFENSIVE BACKS

PLAYER, YEAR	SACKS
Robert Griffith, 1999	4
Harrison Smith, 2014	3
Brian Williams, 2003	3
Joey Browner, 1990	3
Tommy Hannon, 1979	3

VIKINGS DBs WITH 3+ SACKS, 3+ INTs IN A SINGLE SEASON

PLAYER, YEAR	SACKS/INT
Joey Browner, 1990	3/7
Robert Griffith, 1999	4/3
Harrison Smith, 2014	3/5
Brian Williams, 2003	3/5



The Vikings paid a visit to Falcon Heights Elementary School in June 2015 when rain cut short the annual Playground Build.



SHAMAR STEPHEN #93

POSITION: DEFENSIVE TACKLE
HEIGHT/WEIGHT: 6-5/310
DOB: 2/25/91
HOMETOWN: WESTBURY, NY

COLLEGE: CONNECTICUT
ACQUIRED: D7a (#220) '14
NFL SEASON: 2
VIKINGS SEASON: 2

2014 GP/GS
16/3

Career GP/GS
16/3

Playoffs GP/GS
0/0

- Played in all 16 games as a rookie and started 3.
- Notched 51 tackles, 2nd only to LB Anthony Barr among Vikings rookie defenders.

OFF THE FIELD Received bachelor's degrees in economics and sociology...Father served in US Air Force...Participates in many Vikings community outreach efforts...Surname pronounced STEF-an.

PRO Saw action in all 16 games and started 3 during rookie season...Drafted in the 7th round (#220 overall) in the 2014 NFL Draft...The 1st player from UConn drafted by the Vikings since RB Vince Clements (1971)...First of 3 Vikings 7th-round selections in 2014...One of the Vikings 7 defensive selections in 2014.

2014 Only 1st-round LB Anthony Barr was more productive among Vikings rookie defenders...Played in all 16 games, the only Vikings rookie to do so, and started 3 times...Had a tackle in every game...Started 2nd career game vs. Carolina (11/30) and notched career-best 10 tackles, with 5 solo stops...Had season-high 4 QB hurries at Miami (12/21)...Played in season opener at St. Louis (9/7) and notched 2 tackles...Had 3 tackles and a QB hurry vs. New England (9/14)...Had season-high 4 tackles at New Orleans (9/21)...Matched season-high with 4 tackles vs. Detroit (10/12)...Made 1st career start vs. Green Bay (11/23), replacing Shariff Floyd at DT against the Packers,

matching his career-best with 4 tackles in the game...Started vs. NY Jets (12/7) and had 4 tackles with a QB hurry...Posted 2 tackles at Detroit (12/14).

COLLEGE Started 30-of-46 games, including the final 22 games...Named 2nd-Team All-American Athletic Conference after recording 60 tackles, 3 sacks and 10 TFLs as a senior...Named Team MVP for 2013 season after being named Team Captain heading into the campaign...Participated in the 2014 Senior Bowl...Started final 10 games of 2012 season after missing the first 2 due to an injury...Registered 26 tackles, 4 passes defended and 2 TFLs as a junior...Earned Honorable Mention Freshman All-American honors as a redshirt freshman in 2010, recording 27 tackles, 4 TFLs and 2.0 sacks...Helped UConn to an 8-5 record and a berth in the Tostitos Fiesta Bowl in 2010...Named Defensive Scout Team Player of the Week during red-shirt season in 2009...Faced Teddy Bridgewater 3 times during collegiate career, finishing with a 1-2 record.

PREP Two-sport standout at Long Island Lutheran (Brookville, NY) High School, playing football and basketball...Earned All-American Lutheran Team honors after guiding school to 7-2 record as a senior...Finished final prep year with 57 tackles, 12.0 sacks and 2 blocked kicks...Played one season of basketball with current Orlando Magic player Tobias Harris.

STEPHEN'S NFL TOTALS

Year.....	GP/GS	Tackles								Special Teams	
		Solo	Asst.	Total	Sacks	INTs	PBU	TFL	QBH		FF/FR
2014 (Min).....	16/3	28	23	51	0.0	0	0	0.0	7	0/0	0
Totals	16/3	28	23	51	0.0	0	0	0.0	7	0/0	0

SINGLE-GAME CAREER HIGHS

Tackles.....10..... vs. Carolina, 11/30/14
 Solo Tackles.....5..... vs. Carolina, 11/30/14
 QB Hurries4..... at Miami, 12/21/14

VIKINGS RANK AMONG NFL'S ALL-TIME LEADERS

The Vikings 25 all-time playoff berths and 16 Division titles rank among the NFL's all-time leaders with only Pittsburgh and Dallas making more trips to the playoffs than the Vikings and only Pittsburgh, San Francisco and Dallas have more Division titles than the Vikings 16.

NFL DIVISION TITLES SINCE THE 1970 MERGER

Pittsburgh.....	21
San Francisco.....	19
Dallas.....	19
Minnesota	16
New England	16
Indianapolis.....	15

NFL PLAYOFF BERTHS SINCE THE 1970 MERGER

Pittsburgh.....	27
Dallas.....	27
Minnesota	25
San Francisco	24
Miami	22
Indianapolis.....	22



JOHN SULLIVAN #65

POSITION: CENTER
HEIGHT/WEIGHT: 6-4/310
DOB: 8-8-85
HOMETOWN: OLD GREENWICH, CT

COLLEGE: NOTRE DAME
ACQUIRED: D6b (#187) '08
NFL SEASON: 8
VIKINGS SEASON: 8

2014 GP/GS 16/16 **Career GP/GS** 109/93 **Playoffs GP/GS** 4/3

- Vikings full-time starter at center since 2009.
- Named **Vikings Man of the Year** for 2013 in recognition of his generosity and community outreach efforts.

OFF THE FIELD Married in 2014 offseason, couple is expecting 1st child in summer 2015...Named **2013 Vikings Man of the Year** for his community works...Donated generously for a new playground in spring 2013 and has consistently been active in Twin Cities community with visits to the University of Minnesota Masonic Children's Hospital...Sully's Playground at the hospital had ribbon-cutting in June 2013...Avid sporting clays shooter at Minnesota Horse and Hunt Club, competing in league shooting events...Graduated with degree in marketing in spring semester 2007 and played his senior season at Notre Dame in graduate studies...Attended same high school as former 49ers great Steve Young...Excelled in wrestling, winning heavyweight state titles as a sophomore, junior and senior and placed 7th in national meet.

HONORS Vikings 2013 **Man of the Year**...Named 2012 **All-Pro** by *Pro Football Weekly*.

PRO Earned **All-Pro** honors from Pro Football Weekly and received votes in Associated Press All-Pro voting in 2012... Helped pave the way for Adrian Peterson to run for NFL MVP honors and Offensive Player of the Year with 2nd-best in NFL history 2,097 rushing yards...Part of Vikings line in 2012 that started every game as a unit...Has started all 16 games in the 2012-14 seasons...Agreed to long-term contract extension late in the 2011 season...Helped Peterson rush for 1,000+ yards and 12+ TDs in 2009 and 2010, including team-record 18 TDs in 2009...Held down middle of the Vikings line in 2009, his 1st season as a starter, opening all 16 games and both playoff contests...Was the 4th C drafted in 2008...The last Notre Dame C the Vikings drafted was Dave Huffman, #43 in 1979.

2014 Started all 16 games for the 3rd consecutive season, only Sullivan and Matt Kalil have started all 16 games each season dating back to the 2012 season...Anchored the offensive line that allowed RB Matt Asiata to score a career-high 9 rushing TDs, tied for 3rd most in the NFL...Aided WR Cordarrelle Patterson in Week 1 at St. Louis (9/7) where he rushed for 102 yards and 1 TD, the most rushing yards by a WR in team history...The Vikings had 3 different leading rushers in their QB 4 games (Patterson, Asiata, McKinnon)...Protected rookie QB Teddy Bridgewater in his 1st NFL start vs. Atlanta (9/28)...Bridgewater led the team to a 41-28 victory and 19 completions for 317 yards a 98.9 QB rating and a 13-yard rushing TD...Rookie RB Jerick McKinnon enjoyed a career-day vs. Atlanta (9/28) with 135 rushing yards on 18 carries and along rush of 55 yards... Played a major part in Bridgewater's development as he was 6-6 as a 1st year starter.

2013 Helped Peterson rush for 1,266 yards and 10 TDs, his 6th career 1,000-yard campaign...Snapped to 3 different starting QBs during season...Helped backup RB Matt Asiata tie Vikings record with 3 rushing TDs in a game vs. Philadelphia (12/15) when Peterson and Gerhart were inactive for the game with injuries...Started 5th straight season opener at Detroit (9/8)...

Blocked for 100-yard game by Adrian Peterson at Chicago (9/15)...Helped Vikings rush for 232 yards at Green Bay (11/24), paving way for Peterson to post 146 and Toby Gerhart to go for 91 yards.

2012 Earned postseason honors from Pro Football Weekly as an **All-Pro** choice...Garnered votes in Associated Press **All-Pro** balloting...Opened all 16 games and Wild Card playoff matchup...Helped Peterson run for 2,097 yards, the 2nd-best total in NFL history en route to earning NFL MVP honors and Offensive Player of the Year...Part of offensive line that earned the Madden Most Valuable Protectors Award for 3 games during the season- vs. Detroit (11/11), vs. Chicago (12/9) and vs. Green Bay (12/30)...Helped Peterson tie his own team record with 10 games with 100+ rushing yards and set team record with 2 games of 200+...Peterson was named NFC Offensive Player of the Week vs. Arizona (10/21), vs. Chicago (12/9) and NFC Offensive Player of the Month for December when he set an NFL record for most rushing yards in a month...Helped team rush for 2,634 yards on the season to tie franchise record.

2011 Opened the 15 games he played...Helped Adrian Peterson break the 100-yard mark 2 times during the season, Toby Gerhart record his 1st career 100-yard rushing game and QB Joe Webb to go for 100+ yards...Paved way for Vikings rushing offense to rank #4 in the NFL, averaging 144.9 yards per game...Peterson broke the Vikings career rushing TDs record.

2010 Battled back from injuries to start 14 games...Snapped to 3 different starting QBs during the season- Brett Favre, Tarvaris Jackson and Joe Webb...Missed game at NY Jets (10/11) and vs. Dallas (10/17)...Fought through calf injury during preseason and early season, but rebounded to start final 12 games of season... Helped Peterson rush for 1,298 yards, the 5th-best single-season mark in team history.

2009 Had impressive debut season as a starter, starting every game during the regular season and playoffs...Helped Vikings offense rank #5 in the NFL and ranked #8 in passing offense, a 17-position jump from the previous season...Paved the way for Adrian Peterson to rush for 1,383 yards and set a Vikings record with 18 rushing TDs...Protected QB Brett Favre, who joined the team following training camp, to post his best statistical season...Along with rookie RT Phil Loadholt, made debut as a starter along the line.

2008 Played in all 16 regular season games and the Wild Card Playoff contest vs. Philadelphia (1/4/09)...Saw time on special teams as part of kickoff return unit.

CENTER OF ATTENTION

John Sullivan enters 2015 with 93 career starts under his belt and is climbing the list among some of the great centers in team history.

CAREER STARTS BY VIKINGS CENTERS

PLAYER	STARTS
Mick Tingelhoff	240
Matt Birk	123
Dennis Swilley	101
John Sullivan	93
Jeff Christy	92
Kirk Lowdermilk	86

COLLEGE Starter in BCS Bowl games as a sophomore and junior, opening the Sugar Bowl vs. LSU as a junior and Fiesta Bowl vs. Ohio State as a sophomore...Guided Irish to 10-3 mark in 2006 and 9-3 record in 2005...Played in 47 and started 43 games for the Irish...Paved the way for a 1,000-yard rusher as a sophomore and junior and protected Brady Quinn as a sophomore and junior as he threw for 3,000 yards...Served as 1 of 5 Irish captains as a senior...Started all 12 games as a sophomore.

PREP Named Gatorade's Connecticut Player of the Year as a senior at Greenwich High...Named All-American by SuperPrep and Parade while earning 2nd-team notice by *USA Today* and ESPN.com...Selected to U.S. Army All-America Bowl game in San Antonio...Helped team to 12-1-1 mark as a senior and a berth in the state title game...Posted 138-6 record as a heavy-weight wrestler, winning 3 state championships.

SULLIVAN'S CAREER GAMES/STARTS

Year.....	GP/GS
2008 (Min).....	16/0
Playoffs.....	1/0
2009 (Min).....	16/16
Playoffs.....	2/2
2010 (Min).....	14/14
2011 (Min).....	15/15
2012 (Min).....	16/16
Playoffs.....	1/1
2013 (Min).....	16/16
2014 (Min).....	16/16
Totals.....	93/77
Playoffs.....	4/3



John Sullivan was named 2013 Vikings Man of the Year and has been one of the most charitable players since joining the Vikings in 2008. Sullivan has many philanthropic causes including visiting U.S. military veterans and helping ill children. Sullivan donated a playground to the University of Minnesota Masonic Children's Hospital in 2013.

VIKINGS FANS VOTE ALL-MALL OF AMERICA FIELD TEAM

The All-Mall of America Field Team was voted on by fans during the final season at Mall of America Field at Hubert H. Humphrey Metrodome and members were honored during the 2nd-to-last game played at Mall of America Field on Sunday, December 15, 2013, against the Philadelphia Eagles. The team consisted of 27 players and is broken into 12 offensive players, 11 defensive players and 4 special teamers, as well as the head coach. The team was presented during halftime of the Vikings upset win over the playoff-bound Eagles and gave fans a chance to show their appreciation for their favorite players from the 32-season history of the Vikings home stadium.

VIKINGS ALL-MOA FIELD TEAM

- QB.....Daunte Culpepper, 1999-2005
- RB.....Adrian Peterson, 2007-13
- RB.....Robert Smith, 1993-2000
- WR.....Anthony Carter, 1985-93
- WR.....Cris Carter, 1990-2001
- WR.....Randy Moss, 1998-2004, '10
- TE.....Steve Jordan, 1982-94
- T.....Tim Irwin, 1981-93
- T.....Gary Zimmerman, 1986-92
- G.....Steve Hutchinson, 2006-11
- G.....Randall McDaniel, 1988-99
- C.....Matt Birk, 1998-2008

VIKINGS ALL-MOA FIELD TEAM

- DE.....Jared Allen, 2008-13
- DE.....Chris Doleman, 1985-93, '99
- DT.....John Randle, 1990-2000
- DT.....Kevin Williams, 2003-13
- LB.....Chad Greenway, 2006-13
- LB.....Ed McDaniel, 1992-2001
- LB.....Scott Studwell, 1977-90
- CB.....Carl Lee, 1983-93
- CB.....Antoine Winfield, 2004-12
- S.....Robert Griffith, 1994-2001
- S.....Joey Browner, 1983-91

VIKINGS ALL-MOA FIELD TEAM

- Return Spec.....Percy Harvin, 2009-12
- Special Teams ... Chris Walsh, 1994-2002
- P.....Chris Kluwe, 2005-12
- K.....Ryan Longwell, 2006-11

Head Coach.....Dennis Green, 1992-2001



KICKOFF
EXECUTIVES
COACHES
STAFF
PLAYERS
ROOKIES
2014 SEASON
RECORDS
PLAYOFF RECORDS
HISTORY
EXTRA POINTS



ADAM THIELEN #19

POSITION: WIDE RECEIVER
HEIGHT/WEIGHT: 6-2/200
DOB: 8-22-90
HOMETOWN: DETROIT LAKES, MN

COLLEGE: MINNESOTA STATE
ACQUIRED: UDFA '13
NFL SEASON: 2
VIKINGS SEASON: 2

2014 GP/GS
16/2

Career GP/GS
16/2 (2013 PS-MIN)

Playoffs GP/GS
0/0

• Local product spent entire rookie season on Vikings practice squad after joining team as a rookie free agent.

• Named the **NFC Special Teams Player of the Week** for his performance against Carolina (11/30/14).

• 1st NFL TD came by way of a blocked punt returned for a score.

• Played collegiate football at Minnesota State, the annual site of Vikings training camp.

OFF THE FIELD Majored in management and earned bachelor's degree from MSU...Got married to college sweetheart Caitlin in May of 2015...Joins Marcus Sherels (Rochester), Carter Bykowski (Eden Prairie) and Isaac Fruechte (Caledonia) as the only Minnesotans on the Vikings roster in 2015...Avid golfer, spent time golfing in Arizona in the offseason...A Detroit Lakes, MN native, was a 4-sport standout athlete in HS for the Lakers (football, basketball, baseball, golf)...Helped his team to a state championship on the golf course...Active in Vikings community relations efforts including work with the Humane Society with his wife, as well as attending the annual Vikings Arctic Blast in Thief River Falls...Regularly hosts and visits youth football camps in the Twin Cities and his hometown Detroit Lakes.

HONORS **NFC Special Teams Player of the Week** vs. Carolina (11/30/14).

PRO Played in all 16 games for the Vikings during the 2014 campaign, including starts at New Orleans (9/21/14) and at Buffalo (10/19/14)... Earned **NFC Special Teams Player of the Week** honors on Dec. 3, after scoring his first NFL TD against the Carolina Panthers (11/30/14), blocking a Brad Nortman punt and returning it 30 yards for a TD...Became the 4th player to block a punt and return it for a TD in Vikings history...Hauled in his 1st receiving TD week 17 against Chicago (12/28/14), a 44-yard pass from Teddy Bridgewater, marking the game's only TD...Continued to develop throughout 2013 season and spent all 16 weeks on Vikings practice squad...Earned invitation to continue with team following 2013 Vikings rookie camp and earned rookie free agent contract...Competed in scouting regional in Chicago and Dallas that led to his invite to the Vikings rookie camp as a rookie in 2013.

THIELEN'S NFL TOTALS

RECEIVING

Year	GP/GS	No.	Yds.	Avg.	Lg	TD	STT
2014 (Min)	16/2	8	137	17.1	44t	1	12
Total	16/2	8	137	17.1	44t	1	12

SINGLE-GAME CAREER HIGHS

Receptions	4	@ Green Bay, 10/2/14
Receiving Yards	68	vs. Chicago, 12/28/14
Long Reception	44t	vs. Chicago, 12/28/14
TD Receptions	1	vs. Chicago, 12/28/14
S.T. Tackles	3	at Chicago, 11/16/14

THIELEN'S TOUCHDOWNS

GAME	PLAY
vs. Carolina, 11/30/14	30 yard blocked punt return
vs. Chicago, 12/28/14	44 yard catch

2014 Earned a spot on the 53-man roster to start the 2014 campaign...Made NFL debut at St. Louis (9/7)...A special teams ace, finished tied for 2nd in special teams tackles, totaling 12 on the season...Named **NFC Special Teams Player of the Week** after blocking a punt against Carolina (11/30) and returning it 30 yards to paydirt, at the time was the longest blocked punt returned for a TD in team history, a record that was broken in the same game by DE Everson Griffen...Also added 2 special teams tackles in the 31-13 Vikings win...1st NFL reception came at Green Bay (10/2), led the team in receiving that game finishing with 4 receptions for 57 yards...Recorded 1st NFL receiving TD Week 17 vs. the Bears (12/28), a 44-yard strike from QB Teddy Bridgewater, marking the game's only TD.

2013 Earned practice squad position throughout entire season...Saw preseason action with Vikings at WR and on special teams...Was signed on 5/6 to rookie free agent contract following Vikings rookie camp when unsigned rookies are invited to practice with draft choices and rookie free agent signings to showcase their ability...Was released on 8/31 and then signed on 9/1 to the Vikings practice squad for the remainder of the season.

COLLEGE Started 37 of his 46 career games at Minnesota State...Ended college career ranked #2 in school history in receptions (198), 3rd in receiving yards (2,802), 3rd in receiving TDs (20), 3rd in punt return yards (582) and 3rd in punt returns (57)...Had 74 receptions for 1,176 yards and 8 TDs as a senior...Named 1st-Team All-Northern Sun Conference South Division as a senior and 2nd-Team as a junior...Helped lead the Mavericks to a 13-1 record and a national semi-final berth as a senior...7th Minnesota State University Alumni to play in the NFL, joining Bob Bruer (1979-80 with San Francisco; 1980-83 with Minnesota) and Tywan Mitchell (2000-01 with Arizona) as the only 3 former Mavericks to play in a non-lockout NFL regular season.

PREP 4-sport standout at Detroit Lakes High in northern Minnesota, competing in football, basketball, golf and baseball...Helped team to a 9-1 mark as a senior and named All-State...Member of Lakers state championship golf team...Played basketball for the Lakers and considered playing collegiality...Surpassed the 40-point threshold in back-to-back games for the Lakers on the hardwood.

THIELEN'S CAREER GAME-BY-GAME (*-starts)

2014	MINNESOTA	No.	Yards	Avg.	Long	TD
9/7	@ St. Louis	0	0	0	0	0
9/14	New England	0	0	0	0	0
9/21	@ New Orleans*	0	0	0	0	0
9/28	Atlanta	0	0	0	0	0
10/2	@ Green Bay	4	57	14.3	17	0
10/12	Detroit	0	0	0	0	0
10/19	@ Buffalo*	0	0	0	0	0
10/26	@ Tampa Bay	0	0	0	0	0
11/2	Washington	0	0	0	0	0
11/16	@ Chicago	0	0	0	0	0
11/23	Green Bay	0	0	0	0	0
11/30	Carolina	0	0	0	0	0
12/7	New York Jets	0	0	0	0	0
12/14	@ Detroit	0	0	0	0	0
12/21	@ Miami	1	12	12.0	12	0
12/28	Chicago	3	68	22.6	44t	1
Totals (GP/GS: 16/2)		8	137	17.1	44t	1



JUSTIN TRATTOU #94

POSITION: DEFENSIVE END
HEIGHT/WEIGHT: 6-4/258
DOB: 8-28-88
HOMETOWN: RAMSEY, NJ

COLLEGE: FLORIDA
ACQUIRED: FA '13
NFL SEASON: 4
VIKINGS SEASON: 2

2014 GP/GS
4/0

Career GP/GS
16/0 (5/0-MIN; 11/0-NYG)

Playoffs GP/GS
0/0

- Made Vikings debut in regular season finale vs. Detroit (12/29/13), the final game at Mall of America Field.
- Appeared in the final 4 games of the 2014 campaign, totaling 3 tackles on defense and added a special teams tackle.
- Achieved the rare feat of winning a HS national title (2009 USA Today and National Prep Ranking), a collegiate national title and a Super Bowl victory.

OFF THE FIELD

Majored in sports management at Florida... Twice named to SEC's academic honor roll at UF... Attended Don Bosco Prep... Was teammates with linemate Sharrif Floyd at Florida... A member of the Super Bowl XLVI champion NY Giants with fellow defensive lineman, Linval Joseph.

PRO

Spent the opening 13 weeks of the 2014 campaign on the Vikings practice squad before joining the active roster for the final 4 contests... Assisted in 1 tackle against NY Jets (12/7/14)... Recorded 2 QBH on Matthew Stanford and the Lions (12/14/14)... Originally joined Vikings during Week 6 of 2013 as a free agent as Vikings prepared to play Carolina... Played in opening 5 games of 2013 season with Giants... Posted 4 ST tackles and 1 defensive tackle in his 11 games with New York... Spent 2012 on Giants injured reserve... Saw time in 6 games as a rookie free agent with the Super Bowl XLVI-champion Giants... Originally joined Giants as a rookie free agent on 7/28/11.

2014

Spent a majority of the 2014 campaign on the Vikings practice squad before being promoted to the 53-man roster on 12/6 for the final 4 games of the season... Was cut on 8/30 and added to the practice squad on 8/31... Recorded 1 assisted tackle in his season debut vs. NYJ (12/7)... Posted 1 solo tackle and 2 QBH at Detroit (12/14)... Added a special teams tackle at Miami (12/21).

TRATTOU'S NFL TOTALS

Year.....	GP/GS	Solo	Asst.	Total	Sacks	INTs	PBU	TFL	QBH	FF/FR	STT
2011 (NYG).....	6/0	0	1	1	0.0	0	0	0	0	0/0	1
2012 (NYG).....	INJURED RESERVE										
2013 (NYG).....	5/0	0	0	0	0.0	0	0	0	0	0/0	3
(Min).....	1/0	0	0	0	0.0	0	0	0	0	0/0	1
2014 (Min).....	4/0	1	1	1	0.0	0	0	0	2	0/0	1
Totals.....	16/0	1	2	3	0.0	0	0	0	2	0/0	6

SINGLE-GAME CAREER HIGHS

Tackles..... 1..... 3x, last at Detroit, 12/14/14
 Special Teams Tackles 3..... vs. Denver, 9/15/13

2013 Saw action in 1st game with Vikings vs. Detroit (12/29) in the final game played at Mall of America Field... Saw time in the opening 5 games of the season for NY Giants... Notched 3 special teams stops vs. Denver (9/15)... Waived by Giants on 10/8 and signed by Vikings on 10/9... Inactive for a pair of games with Vikings vs. Carolina (10/13) and at NY Giants (10/21)... Spent 6 weeks on Vikings practice squad, moving to 53-man roster for game at Cincinnati (12/22) where he was inactive... Played in opening 5 games of season with Giants... Went to training camp and competed in preseason with NY Giants.

2012 Placed on injured reserve after suffering ankle injury during preseason... Waived/injured on 8/16 and placed on injured reserve on 8/31.


2011 Saw time in 6 games as a rookie... Inactive for all 4 playoff games as team ran to Super Bowl XLVI title over New England... Played in 1st NFL game in season opener at Washington (9/11) and notched a tackle... Notched special teams stop vs. Washington (12/18).

COLLEGE

Started 31 of 52 career games played at UF... Served as a team captain as a senior... Helped Gators to the 2008 BCS National Championship over Oklahoma... Started all 13 games as a senior and ranked 4th on team with 57 tackles and led team with 12.0 tackles for loss... Scored on a 35-yard INT return against South Florida in 2010.

PREP

Helped Don Bosco Prep to a 12-0 mark and state title as a senior... Part of team that went to state championship game as a junior... Ranked #4 prospect in New Jersey as a senior... Played in US Army All-America game.



DEMARCUS VAN DYKE #37

POSITION: CORNERBACK
HEIGHT/WEIGHT: 6-1/187
DOB: 1-17-89
HOMETOWN: MIAMI, FL

COLLEGE: MIAMI (FL)
ACQUIRED: FA '15
NFL SEASON: 4
VIKINGS SEASON: 1

2014 GP/GS
0/0

Career GP/GS
25/4 (14/4-OAK; 11/0-PIT)

Playoffs GP/GS
0/0

- Originally a 3rd round selection (#81) by Oakland in the 2011 NFL Draft.
- Played in 14 games earning 4 starts in his rookie season with the Raiders and appeared in 11 games during the 2012-13 campaigns with Pittsburgh.
- Went to training camp and spent the 2014 preseason with the Kansas City Chiefs.

OFF THE FIELD Posted the fastest time in the 40-yard dash at the 2011 NFL Scouting Combine, with a 4.28 time...Was 1 of the Florida's top sprinters, posted a career-best time of 21.31 seconds in the 200-meter dash at the 2007 FH5AA 2A Region 4, while also anchoring the 4x100 meter relay team to victory with a time of 41.47 seconds...Teammates with current Vikings TE Chase Ford at the University of Miami in 2010.

PRO Spent rookie season with Oakland after being selected in the 3rd-round of the 2011 NFL Draft by the Raiders...Played in 14 games with 4 starts during the 2011 campaign, finishing with 11 total tackles, 1 INT and 4 PD...Was cut by the Raiders on 9/3/12 and signed with the Steelers on 9/7/12...During the 2012-13 seasons, played for Pittsburgh, appearing in 11 games over his 2 seasons with the Steelers...Released by Pittsburgh on 12/11/13...Signed with Kansas City on 1/11/14...Went to training camp and competed in the preseason with Kansas City to start the 2014 season before being released 9/8/14, a day after being inactive for Week 1...Was teammates with WR Mike Wallace in Pittsburgh during the 2012 campaign...Will face all 3 of his former teams in 2015 with the Vikings.

2014 Appeared in all 4 preseason games for the Chiefs, finishing the exhibition slate with 4 total tackles...Was released by Kansas City on 9/8 and was out of football for the rest of the season.

VAN DYKE'S NFL TOTALS

Year.....	GP/GS	Solo	Asst.	Total	Sacks	INTs	PBU	TFL	QBH	FF/FR	STT
2011 (OAK)	14/4	10	1	11	0.0	1	4	1	0	0/1	2
2012 (PIT)	9/0	0	0	0	0.0	0	0	0	0	0/0	1
2013 (PIT)	2/0	0	0	0	0.0	0	0	0	0	0/0	1
Totals	25/4	10	1	11	0.0	1	4	1	0	0/1	4

SINGLE-GAME CAREER HIGHS

- Tackles..... 4..... vs. Kansas City, 10/23/11
- Interceptions 1..... vs. Kansas City, 10/23/11
- Tackles for a loss 1..... vs. Kansas City, 10/23/11
- S.T. Tackles 1..... 4x, last vs. Detroit, 11/17/13

VAN DYKE'S INTERCEPTION	
GAME	QB
vs. Kansas City, 10/23/11	Matt Cassel
Total	1 (2)


2013 Played in 2 games for the Steelers...Posted 1 ST tackle vs. Detroit (11/17)...Was released on 12/1.

2012 Signed with Pittsburgh (9/7) after being released by Oakland on 9/3...Appeared in 9 games in his debut season with Pittsburgh...Recorded 2 ST tackles at Cincinnati (12/21)...Assisted a ST tackle vs. San Diego (12/9).

2011 Made NFL debut in rookie season with the Raiders at Denver (9/12)...Recorded 1 tackle in 1st NFL action...Best day as a pro came against the Chiefs (10/23), in which he recorded a career-high 4 tackles, 1 TFL and added a ST tackle in addition to his only NFL interception, snaring a Matt Cassel pass and returning it 2 yards...Was the 9th CB to be drafted in 2011 and was the 1st of 2 3rd round selections by the Raiders.

COLLEGE Played in 51 career games with 21 starts at Miami...Totalled 80 tackles, 10 PD and 3 INTs...Played in 13 games as a senior...Spent time at left CB and in the nickel package...Posted 2 INTs at Pittsburgh, including 1 that he returned 74 yards...As a junior, made 8 starts and played in 12 games at CB...Had 3 PD on the season...Recorded his 1st career INT at Wake Forest...Played in all 13 games and made 2 starts as a sophomore...Recorded 16 tackles and had 1 PD...Posted 3 tackles at Duke...Started at RCB in 1st collegiate game, posting 3 tackles against Marshall.

PREP Attended Monsignor Pace (Miami) High School...Standout in track, as well as on the gridiron...Finished senior season with 56 tackles and 7 INTs, returning 1 for a TD...Also caught 21 passes for 417 yards...As a junior had 12 PD, 4 INTs and returned 2 kickoffs and 4 punts for TDs...Ranked the No. 16 athlete and the No. 21 player in Florida by Rivals.com...Rated the No. 15 CB and the No. 7 player in the state by Scout.com.



MIKE WALLACE #11

POSITION: WIDE RECEIVER
HEIGHT/WEIGHT: 6-0/205
DOB: 8-1-86
HOMETOWN: NEW ORLEANS, LA

COLLEGE: MISSISSIPPI
ACQUIRED: T (MIA) '15
NFL SEASON: 7
VIKINGS SEASON: 1

2014 GP/GS
16/16-MIA

Career GP/GS

95/80 (32/32-MIA; 63/48-PIT)

Playoffs GP/GS
4/3-PIT

• Acquired by the Vikings via trade from the Dolphins on 3/13/15.

• Ranks tied for 7th in the NFL with 47 receiving TDs since entering the NFL as a 3rd-round selection (#84 overall) of the Steelers in 2009.

• As a Steeler, caught 9 passes for 89 yards and a TD vs. Green Bay in Super Bowl XLV on 2/6/11.

OFF THE FIELD Majored in African American Studies at Ole Miss and is 2 classes away from graduating...Full name is Burnell Michael Wallace III...Avid video game player, often inviting teammates over to play.

HONORS Earned **Pro Bowl** honors in 2011...Twice named **Pepsi NFL Rookie of the Week** for his efforts at Denver (11/9/09) and vs. Green Bay (12/27/09).

PRO Started 80 of 95 games played since being drafted in the 3rd round (#84 overall) by Pittsburgh in 2009...Traded to Minnesota on 3/13/15...Signed with Miami as an unrestricted free agent on 3/12/13...Started all 32 games in his 2 seasons with the Dolphins...Set a career high with 73 catches in 2013 and tied his career high with 10 TDs in 2014...Totalled 4,042 receiving yards and 32 TDs in his 4 seasons in Pittsburgh...Had consecutive 1,000+ receiving yard seasons in 2010 and 2011...Earned his lone **Pro Bowl** nod in 2011 after posting 72 catches for 1,193 and 8 TDs...Had a 21.0 yards per catch average in 2010, the 2nd best in a single season in the NFL since 2009...Vital part of Pittsburgh's Super Bowl run following the 2010 season starting 2 of the 3 playoff games...Caught 9 passes for 89 yards and a TD in Super Bowl XLV on 2/6/11 against Green Bay...Has played in 4 career playoff games starting 3 while totaling 16 catches for 141 yards and a TD...Led the NFL with a 19.4 yards per catch average during his rookie season in 2009...200 career rushing yards on 27 attempts.

2014 Started all 16 games for the Dolphins tying his career high with 10 receiving TDs...Caught 67 passes for 862 yards...Season high 7 catches for 81 yards and 1 TD vs. New England in Week 1 (9/7)...Recording 104 receiving yards at New England (12/14), his lone 100+yard receiving game of the season...Caught career-high tying 2 TDs vs. Minnesota (12/21).

2013 Started all 16 games in his initial season with Miami...Set a career high with 73 catches for 930 yards...Led the Dolphins in receptions and receiving yards 7 times during the 2013 season...Had 4 100+ receiving yard games...Season best 127 receiving yards vs. Carolina (11/24) on 5 catches...Tied his career high with 9 catches at Indianapolis (9/15).

2012 Appeared in 15 games and started 14...Added 64 catches for 836 yards and 8 TDs...Missed his 1st and only career game after being placed on IR on 12/29...Hauled in an 82-yard TD at

Tennessee (10/11) the 2nd longest of his career...Snagged 8 passes for 123 yards and a TD at Oakland (9/23)...Posted 112 yards and 2 TDs on 7 catches vs. San Diego (12/9).

2011 Earned his lone **Pro Bowl** berth after catching 1,193 yards and 8 TDs on 72 catches...2nd straight season with 1,000+ receiving yards...Played in all 16 games while starting 14...Had a career long 95 yard TD grab at Arizona (10/23) en route to 118 receiving yards on 3 catches...Started the season with 3 consecutive games with 100+ receiving yards...Set a career high with 144 receiving yards at Indianapolis (9/25)...Helped Pittsburgh to a 12-4 record and a playoff berth...Had 3 catches for 26 yards and a 1-yard rushing TD in the Wild Card matchup at Denver (1/8/12), an OT loss...Added career best 57 rushing yards on the season.

2010 Started all 16 games...Recorded career high 1,257 receiving yards on 60 catches...His 21.0 yards per catch average trailed only DeSean Jackson's 22.5 average...Had 7 contests with 100+ receiving yards, the highest of his career in a single season...Set a career high with 10 receiving TDs...Played a key role in Pittsburgh Super Bowl run leading the team with 13 receptions and 115 yards and 1 TD...Tied his career high catching 9 passes for 89 yards and a TD in Super Bowl XLV against Green Bay (2/6/11)...Totalled 3 catches for 20 yards in a Divisional Round victory vs. Baltimore (1/5/11)...Had 1 catch for 6 yards in the AFC Championship win vs. New York Jets (1/23/11).

2009 Started 4 games and appeared in all 16 as a rookie...Led the NFL with a 19.4 yards per catch average...Caught 39 passes for 756 and 6 TDs...Recorded his 1st career 100+ receiving yard game at Cincinnati (9/27)...Made 1st career start vs. Minnesota (10/25) and hauled in 3 catches for 72 yards and 1 TD in the victory...Started the final 3 games of the season, all wins, while catching 3 TDs in that stretch...Led all AFC rookies in receiving yards and won the Joe Greene Great Performance Award given to the top rookie on the team...Selected **Pepsi Rookie of the Week** after catching 2 passes for 79 yards and 2 TDs vs. Green Bay (12/20).

COLLEGE 4-year letterwinner (2005-08) at Ole Miss appearing in 47 games while starting 28...Holds school record for single game, season and kickoff return yards...Left school ranked 2nd all-time in all-purpose yards, 3rd all-time in TD receptions and 5th in receiving yards...Caught 101 passes for 1,910 yards (18.9 avg.) and 15 TDs in his career...Led the SEC in yards per catch in each of his final 2 seasons...Selected 2nd-team All-SEC as both a WR and KR as a senior in 2008...Had 7 career 100+ receiving yard games, the 2nd most in Rebel history...

PREP Attended O. Perry Walker HS in New Orleans...Earned 2 letters in football...Named league and district MVP as a senior...As a senior, caught 60 passes for 1,039 yards and 19 TDs as well as adding 8 return TDs...Holds school records for total points, and kicks returned for TDs...Littered in track once, earning all-state honors in the 100 meter dash.

WALLACE'S NFL TOTALS

Year	GP/GS	RECEIVING					RUSHING				
		No.	Yds.	Avg.	Lg	TD	No.	Yds.	Avg.	Lg	TD
2009 (Pit)	16/4	39	756	19.4	60t	6	5	48	9.6	21	0
2010 (Pit)	16/16	60	1,257	21.0	56t	10	5	39	7.8	19	0
Playoffs	3/2	13	115	8.8	25t	1	2	-2	-1.0	4	0
2011 (Pit)	16/14	72	1,193	16.6	95t	8	5	57	11.4	21	0
Playoffs	1/1	3	26	8.7	17	0	1	1	1.0	1t	1
2012 (Pit)	15/14	64	836	13.1	82t	8	5	7	1.4	13	0
2013 (Mia)	16/16	73	930	12.7	57	5	3	33	11.0	13	0
2014 (Mia)	16/16	67	862	12.9	50	10	4	16	4.0	12	0
Total	95/80	375	5,834	15.6	95t	47	27	200	7.4	21	0
Playoffs	4/3	16	141	8.7	25t	1	3	-1	-0.3	4	1

SINGLE-GAME CAREER HIGHS

Receptions.....	9	vs. Green Bay, 2/6/11*
Receiving Yards.....	144	@ Indianapolis, 9/15/13
Long Reception.....	95t	@ Arizona, 10/23/11
Receiving TD.....	2	6x, last vs. Minnesota, 12/21/14
Rushing Attempts....	2	4x, last @ Cincinnati, 10/21/12
Rushing Yards.....	31	@ Cincinnati, 11/13/11
Long Rush.....	21	vs. Cleveland, 10/18/09
Rushing TD.....	1	vs. Cleveland, 12/8/11
Rushing TD.....	1	@ Denver, 1/8/12*

*Playoffs

WALLACE'S 100-YARD GAMES (*-playoffs)

Game.....	Yds/Rec/TD
@ Cincinnati, 9/27/09	102/7/0
@ Tampa Bay, 9/26/10	100/3/2
@ Cincinnati, 11/8/10	110/5/1
vs. New England, 11/14/10	136/8/2
vs. Oakland, 11/21/10	116/3/1
vs. New York Jets, 12/19/10	102/7/0
vs. Carolina, 12/23/10	104/4/1
@ Cleveland, 1/2/11	105/3/1
@ Baltimore, 9/11/11	107/8/0
vs. Seattle, 9/18/11	126/8/1
@ Indianapolis, 9/25/11	144/5/1
@ Arizona, 10/23/11	118/3/1
@ Oakland, 9/23/12	123/8/1
vs. San Diego, 12/9/12	112/7/2
@ Indianapolis, 9/15/13	115/9/1
vs. Baltimore, 10/6/13	105/7/0
vs. Carolina, 11/24/13	127/5/1
vs. New England, 12/15/13	105/6/1
@ New England, 12/14/14	104/5/1
Total.....	19 (19 regular season, 0 playoffs)

WALLACE'S TOUCHDOWNS (*-playoffs)

Game.....	PLAY
@ Detroit, 10/11/09	47 pass from Roethlisberger
vs. Minnesota, 10/25/09	40 pass from Roethlisberger
@ Denver, 11/9/09	25 pass from Roethlisberger
vs. Green Bay, 11/20/09	60 pass from Roethlisberger
	19 pass from Roethlisberger
@ Miami, 1/3/10	54 pass from Roethlisberger
@ Tampa Bay, 9/26/10	46 pass from Batch
	41 pass from Batch
vs. Cleveland, 10/17/10	29 pass from Roethlisberger
@ Miami, 10/24/10	53 pass from Roethlisberger
@ Cincinnati, 11/8/10	39 pass from Randle El
vs. New England, 11/14/10	15 pass from Roethlisberger
	33 pass from Roethlisberger
vs. Oakland, 11/21/10	52 pass from Roethlisberger
vs. Carolina, 12/23/10	43 pass from Roethlisberger
@ Cleveland, 1/2/11	56 pass from Roethlisberger
vs. Seattle, 9/18/11	2 pass from Roethlisberger
@ Indianapolis, 9/25/11	81 pass from Roethlisberger
vs. Green Bay, 2/6/11	25 pass from Roethlisberger
vs. Tennessee, 10/9/11	40 pass from Roethlisberger
vs. Jacksonville, 10/16/11	28 pass from Roethlisberger
@ Arizona, 10/23/11	95 pass from Roethlisberger
vs. Baltimore, 11/6/11	25 pass from Roethlisberger
vs. Cincinnati, 12/4/11	12 pass from Roethlisberger
	19 pass from Roethlisberger
@ Denver, 9/9/12	3 pass from Roethlisberger
vs. New York Jets, 9/16/12	37 pass from Roethlisberger
@ Oakland, 9/23/12	22 pass from Roethlisberger
@ Tennessee, 10/11/12	82 pass from Roethlisberger
@ New York Giants, 11/4/12	51 pass from Roethlisberger
vs. Kansas City, 11/12/12	7 pass from Roethlisberger
vs. San Diego, 12/9/12	40 pass from Roethlisberger
	11 pass from Roethlisberger
@ Indianapolis, 9/15/13	18 pass from Tannehill
vs. Carolina, 11/24/13	53 pass from Tannehill
@ New York Jets, 12/1/13	28 pass from Tannehill
vs. New England, 12/15/13	39 pass from Tannehill
vs. New York Jets, 12/29/13	5 pass from Tannehill
vs. New England, 9/7/14	14 pass from Tannehill
@ Buffalo, 9/14/14	7 pass from Tannehill
@ Oakland, 9/28/14	13 pass from Tannehill
vs. Green Bay, 10/12/14	5 pass from Tannehill
@ Chicago, 10/19/14	10 pass from Tannehill
@ Detroit, 11/9/14	3 pass from Tannehill
@ Denver, 11/23/14	10 pass from Tannehill
@ New England, 12/14/14	32 pass from Tannehill
vs. Minnesota, 12/21/14	16 pass from Tannehill
	7 pass from Tannehill
Total.....	48 (47 regular season, 1 playoffs)

WALLACE'S GAME-BY-GAME (* start)

2009.....PITTSBURGH.....No	RECEIVING					RUSHING				
	Yards	Avg.	Long	TD	Att	Yards	Avg.	Long	TD	
9/10.....Tennessee.....3	32	10.7	22	0	0	0	0.0	0	0	
9/20.....@ Chicago.....2	13	6.5	10	0	0	0	0.0	0	0	
9/27.....@ Cincinnati.....7	102	14.6	51	0	0	0	0.0	0	0	
10/4.....San Diego.....2	47	23.5	35	0	0	0	0.0	0	0	
10/11.....@ Detroit.....2	52	26.0	47t	1	0	0	0.0	0	0	
10/18.....Cleveland.....2	50	25.0	29	0	1	21	21.0	21	0	
10/25.....Minnesota*.....3	72	24.0	40t	1	2	19	9.5	13	0	
11/9.....@ Denver.....4	69	17.3	25t	1	1	3	3.0	3	0	
11/15.....Cincinnati.....1	16	16.0	16	0	0	0	0.0	0	0	
11/22.....@ Kansas City.....2	47	23.5	33	0	1	5	5.0	5	0	
11/29.....@ Baltimore.....0	0	0.0	0	0	0	0	0.0	0	0	
12/6.....Oakland.....2	19	9.5	13	0	0	0	0.0	0	0	
12/10.....@ Cleveland.....2	11	5.5	6	0	0	0	0.0	0	0	
12/20.....Green Bay.....2*	79	39.5	60t	2	0	0	0.0	0	0	
12/27.....Baltimore.....3*	83	27.7	45	0	0	0	0.0	0	0	
1/3/10.....@ Miami.....2*	64	32.0	54t	1	0	0	0.0	0	0	
Totals.....GP/GS: 16/4.....39	756	19.4	60t	6	5	48	9.6	21	0	

2010.....PITTSBURGH.....	No	Yards	Avg.	Long	TD	Att.	Yards	Avg.	Long	TD
9/12.....Atlanta*	2	62	31.0	52	0	0	0	0.0	0	0
9/19.....@ Tennessee*	2	25	12.5	15	0	0	0	0.0	0	0
9/26.....@ Tampa Bay*	3	100	33.3	46t	2	1	-1	-1.0	-1	0
10/3.....Baltimore*	2	24	12.0	20	0	1	1	1.0	1	0
10/17.....Cleveland*	3	90	30.0	50	1	0	0	0.0	0	0
10/24.....@ Miami*	2	53	26.5	53t	1	0	0	0.0	0	0
10/31.....@ New Orleans*	3	43	14.3	21	0	0	0	0.0	0	0
11/8.....@ Cincinnati*	5	110	22.0	39t	1	0	0	0.0	0	0
11/14.....New England*	8	136	17.0	33t	2	0	0	0.0	0	0
11/21.....Oakland*	3	116	38.7	52t	1	1	19	19.0	19	0
11/28.....@ Buffalo*	3	33	11.0	17	0	0	0	0.0	0	0
12/5.....@ Baltimore*	5	76	15.2	24	0	0	0	0.0	0	0
12/12.....Cincinnati*	5	78	15.6	33	0	1	12	12.0	12	0
12/19.....New York Jets*	7	102	14.6	23	0	1	8	8.0	8	0
12/23.....Carolina*	4	104	26.0	43t	1	0	0	0.0	0	0
1/2/11.....@ Cleveland*	3	105	35.0	56t	1	0	0	0.0	0	0
Totals.....GP/GS: 16/16	60	1,257	21.0	56t	10	5	39	7.8	19	0

PLAYOFFS

1/15/11.....Baltimore*	3	20	6.7	20	0	2	-2	-1.0	4	0
1/23/11.....New York Jets*	1	6	6.0	6	0	0	0	0.0	0	0
2/6/11.....Green Bay.....	9	89	9.9	25t	1	0	0	0.0	0	0
Totals.....GP/GS: 3/2	13	115	8.8	25t	1	-2	-1.0	4	0	0

2011.....PITTSBURGH.....	No	Yards	Avg.	Long	TD	Att.	Yards	Avg.	Long	TD
9/11.....@ Baltimore*	8	107	13.4	26	0	0	0	0.0	0	0
9/18.....Seattle*	8	126	15.8	53	1	0	0	0.0	0	0
9/25.....@ Indianapolis*	5	144	28.8	81t	1	0	0	0.0	0	0
10/2.....@ Houston*	4	77	19.3	40	0	0	0	0.0	0	0
10/9.....Tennessee*	6	82	13.7	40t	1	1	8	8.0	8	0
10/16.....Jacksonville*	2	76	38.0	48	0	0	0	0.0	0	0
10/23.....@ Arizona*	3	118	39.3	95t	1	0	0	0.0	0	0
10/30.....New England*	7	70	10.0	16	0	0	0	0.0	0	0
11/6.....Baltimore*	4	68	17.0	25t	1	0	0	0.0	0	0
11/13.....@ Cincinnati*	6	54	9.0	13	0	2	31	15.5	16	0
11/27.....@ Kansas City.....	2	17	8.5	9	0	0	0	0.0	0	0
12/4.....Cincinnati*	3	38	12.7	19t	1	1	-3	-3.0	-3	0
12/8.....Cleveland*	4	57	14.3	22	0	1	21	21.0	21	0
12/19.....@ San Francisco*.....	5	66	13.2	36	0	0	0	0.0	0	0
12/24.....St. Louis.....	4	82	20.5	46	0	0	0	0.0	0	0
1/1/12.....@ Cleveland*.....	1	11	11.0	11	0	0	0	0.0	0	0
Totals.....GP/GS: 16/14	72	1,193	16.6	95t	8	5	57	11.4	21	0

PLAYOFFS

1/8/12.....@ Denver*.....	3	26	8.7	17	0	1	1	1.0	1t	1
---------------------------	---	----	-----	----	---	---	---	-----	----	---

2012.....PITTSBURGH.....	No	Yards	Avg.	Long	TD	Att.	Yards	Avg.	Long	TD
9/9.....@ Denver*.....	4	37	9.3	14	1	0	0	0.0	0	0
9/16.....New York Jets*.....	5	74	14.8	37t	1	0	0	0.0	0	0
9/23.....@ Oakland*	8	123	15.4	22t	1	1	1	1.0	1	0
10/7.....Philadelphia*.....	2	17	8.5	9	0	0	0	0.0	0	0
10/11.....@ Tennessee*.....	2	94	47.0	82t	1	0	0	0.0	0	0
10/21.....@ Cincinnati*.....	8	52	6.5	12	0	2	7	3.5	13	0
10/28.....Washington*.....	7	62	8.9	14	0	0	0	0.0	0	0
11/4.....@ New York Giants*.....	3	66	22.0	51t	1	0	0	0.0	0	0
11/12.....Kansas City*.....	3	14	4.7	7t	1	0	0	0.0	0	0
11/18.....Baltimore*.....	4	24	6.0	13	0	0	0	0.0	0	0
11/25.....@ Cleveland*.....	1	9	9.0	9	0	0	0	0.0	0	0
12/2.....@ Baltimore*.....	5	44	8.8	15	0	0	0	0.0	0	0
12/9.....San Diego*	7	112	16.0	40t	2	1	0	0.0	0	0
12/16.....@ Dallas*.....	4	95	23.8	60	0	0	0	0.0	0	0
12/23.....Cincinnati.....	1	13	13.0	13	0	1	-1	-1.0	-1	0
12/30.....Browns.....	1									
Totals.....GP/GS: 15/14	64	836	13.1	82t	8	5	7	1.4	13	0

INJURED RESERVE

2013	MIAMI	No	Yards	Avg.	Long	TD	Att.	Yards	Avg.	Long	TD
9/8	@ Cleveland*	1	15	15.0	15	0	0	0	0.0	0	0
9/15	@ Indianapolis*	9	115	12.8	34	1	0	0	0.0	0	0
9/22	Atlanta*	2	22	11.0	12	0	0	0	0.0	0	0
9/30	@ New Orleans*	3	24	8.0	10	0	0	0	0.0	0	0
10/6	Baltimore*	7	105	15.0	49	0	0	0	0.0	0	0
10/20	Buffalo*	5	76	15.2	46	0	1	12	12.0	12	0
10/27	@ New England*	3	41	13.7	25	0	1	8	8.0	8	0
10/31	Cincinnati*	6	82	13.7	40	0	0	0	0.0	0	0
11/11	@ Tampa Bay*	4	15	3.8	11	0	0	0	0.0	0	0
11/17	San Diego*	4	39	9.8	17	0	0	0	0.0	0	0
11/24	Carolina*	5	127	25.4	57	1	0	0	0.0	0	0
12/1	@ New York Jets*	7	82	11.7	28t	1	0	0	0.0	0	0
12/8	@ Pittsburgh*	2	19	9.5	12	0	0	0	0.0	0	0
12/15	New England*	6	105	17.5	39t	1	1	13	13.0	13	0
12/22	@ Buffalo*	4	38	9.5	13	0	0	0	0.0	0	0
12/29	New York Jets*	5	25	5.0	13	1	0	0	0.0	0	0
Totals	GP/GS: 16/16	73	930	12.7	57	5	3	33	11.0	13	0

2014	MIAMI	No	Yards	Avg.	Long	TD	Att.	Yards	Avg.	Long	TD
9/7	New England*	7	81	11.6	22	1	0	0	0.0	0	0
9/14	@ Buffalo*	5	56	11.2	18	1	0	0	0.0	0	0
9/21	Kansas City*	5	74	14.8	30	0	1	12	12.0	12	0
9/28	@ Oakland*	3	35	11.7	16	1	1	0	0.0	0	0
10/12	Green Bay*	5	67	13.4	25	1	0	0	0.0	0	0
10/19	@ Chicago*	5	46	9.2	12	1	1	4	4.0	4	0
10/26	@ Jacksonville*	2	59	29.5	50	0	0	0	0.0	0	0
11/2	San Diego*	3	50	16.7	38	0	0	0	0.0	0	0
11/9	@ Detroit*	5	51	10.2	20	1	0	0	0.0	0	0
11/13	Buffalo*	4	38	9.5	17	0	0	0	0.0	0	0
11/23	@ Denver*	4	35	8.8	11	1	0	0	0.0	0	0
12/1	@ New York Jets*	6	69	11.5	25	0	0	0	0.0	0	0
12/7	Baltimore*	3	39	13.0	17	0	0	0	0.0	0	0
12/14	@ New England*	5	104	20.8	50	1	1	0	0.0	0	0
12/21	Minnesota*	5	58	11.6	16t	2	0	0	0.0	0	0
12/28	New York Jets*	0	0	0.0	0	0	0	0	0.0	0	0
Totals	GP/GS: 16/16	73	930	12.7	57	5	4	16	4.0	12	0

ALOHA VIKINGS

With the addition of WR Mike Wallace via trade and signing CB Terence Newman during the 2015 offseason, the Vikings now have 8 players who have been selected to participate in the Pro Bowl. Adrian Peterson leads all Vikings with 6 appearances. Both Peterson and Kyle Rudolph have been voted Pro Bowl MVP with Peterson winning the award following the 2007 season and Rudolph capturing the honor after the 2012 season. The 8 players have combined for 15 trips to the annual game.

PRO BOWL BERTHS AMONG VIKINGS

PLAYER	SEASONS
Adrian Peterson, RB, 6	2007, '08, '09, '10, '12, '13
Terence Newman, CB, 2	2007, '08
Chad Greenway, LB, 2	2011, '12
Mike Wallace, WR, 1	2011
Matt Kalil, T, 1	2012
Kyle Rudolph, TE, 1	2012
Blair Walsh, K, 1	2012
Cordarrelle Patterson, KR, 1	2013





BLAIR WALSH #3

POSITION: KICKER
HEIGHT/WEIGHT: 5-10/170
DOB: 1-8-90
HOMETOWN: BOCA RATON, FL

COLLEGE: GEORGIA
ACQUIRED: D6 (#175) '12
NFL SEASON: 4
VIKINGS SEASON: 4

2014 GP/GS
16/0

Career GP/GS
48/0

Playoffs GP/GS
1/0

- Had best debut season by a kicker in NFL history, setting League record with 10 FGs of 50+ in a season and 3 of 50+ in a game, matching Vikings record for longest FG with a 56-yarder and setting team record with 53 touchbacks on kickoffs.

- Holds the team record for most touchbacks with 144, breaking Fred Cox's record of 133.

- Finished 10th 10th in the NFC in scoring with 107 points.

- Earned 1st-Team AP **All-Pro** and **Pro Bowl** honors as a rookie.

- Has connected on 17 FGs of 50+ yards, the most in Vikings history, setting an NFL record by starting his career 12-of-12 from 50+.

OFF THE FIELD Majored in speech communication...Avid golfer...Sister is currently a golfer at University of Miami... Brother played soccer at Harvard...Started a teen volunteer program with his brother called "*Hospice and Home Care*"...Enjoys surfing...Joins P Jeff Locke in weekly visits to the Children's Hospital...Was the Vikings hunger relief spokesman in 2013 and joined UnitedHealthcare Volunteers at the annual Food Packing Party at Second Harvest Heartland...Partnered with the Midwest Dairy Council's Fuel Up To Play 60 campaign by helping at the "It Starts with Breakfast" at John Glenn Middle School in Maplewood...Traveled to Sioux Falls, SD during the 2014 and 2015 offseasons to help promote Fuel Up To Play 60.

HONORS 2012 **Pro Bowl** honoree...Named 2012 1st-Team **All-Pro** by Associated Press, Pro Football Weekly/PFWA... Named **NFC Special Teams Player of the Week** vs. Jacksonville (9/9/12), vs. St. Louis (12/16/12) and vs. Green Bay (12/30/12)... **NFC Special Teams Player of the Month** in December 2012.

PRO Prolific kicker in his opening 3 seasons has made his mark on NFL and team record books...Set NFL single-season record with 10 FGs of 50+, breaking old record of 8 in a season held by Jason Hanson (2008) and Morten Andersen (1995)...Tied NFL record with 3 FGs of 50+ in a game at St. Louis (12/16/12)...Tied Vikings career-long with a 56-yd FG at Houston (12/23/12)... Has connected on 12 50+ yard FGs, the most in Vikings history, setting an NFL record by starting his career 12-of-12 from 50+... Has 144 career touchbacks, the most in Vikings history...Set Vikings single-season touchbacks record with 53 as a rookie in 2012, FGs by a rookie with 35, rookie scoring with 141 points, tied FGs in a season with 35 and is 2nd in team history for season scoring with 141 points...Set NFL record for rookie FG percentage at 92.1 (35/38)...Finished season 2nd in NFL history for rookie scoring with 141 points, trailing Kevin Butler's 144 in 1985...Selected in 6th Round (#175 overall) in 2012...The 6th kicker ever drafted by the Vikings and the 1st since 1978...The 3rd kicker selected in the 2012 NFL Draft.

2014 Finished 10th in the NFC in scoring with 107 points... Moved into 5th place in team history for points by a kicker with 369, surpassing Rick Danmeier's 364...Made 26-of-35 FG attempts (74.3%)...Booted a season-best 6 touchbacks at New Orleans (9/21) and vs. Atlanta (9/28)...Finished 6th in the NFL in touchback percentage (64.0%), tallying 48 TBs on 75 KO's... Connected on 29-of-29 PATs...Made multiple FGs in 9 games, including a season-high 4 FGs against Atlanta (9/28)...Sent

the game to OT against TB in an eventual Vikings win as time expired with a 38-yard FG...Established the team's all-time record for most touchbacks booting his 134th against Carolina (11/30) surpassing Fred Cox's 133...Attempted the longest FG in Vikings history, a 68-yarder to win the game at Detroit (12/14), the kick fell short.

2013 Tied career-best with 7 touchbacks vs. Philadelphia (12/15)...Missed 1 FG from under 50 yards on the season, a 44-yarder at Wembley Stadium vs. Pittsburgh (9/29)...In consecutive games at Green Bay (11/24) and vs. Chicago (12/1), played a key role in a pair of overtime games...Kicked 3rd career game-winner vs. Chicago (12/1), winning the game with a 34-yarder in the 23-20 win after knotting the game at 20-20 with a 30-yard FG with :20 left in the game...Went season-high 6-of-6 on PATs in 48-30 win over playoff-bound Philadelphia (12/15), setting the franchise record for most offensive points scored in the Metrodome...Hit 4-of-4 FGs, including a 35-yarder in OT to tie game at Green Bay (11/24) that ended in a 26-26 deadlock for the Vikings 1st tie since 1978...Notched season-best 14 points in game at Green Bay (11/24)...Connected on 50th career FG at Seattle (11/17), booting a 45-yarder to reach the milestone...Scored 10 points in Vikings win vs. Washington (11/7) on Thursday Night Football...Missed 1st PAT of career at Dallas (11/3)...Set NFL record with 12th consecutive 50+ FG and set Vikings record when he connected on a 54-yarder at Wembley Stadium during International Series game vs. Pittsburgh (9/29)...Tied Vikings record with 11th career 50+ FG in season opener at Detroit (9/8) when he connected on a 52-yard FG and notched 5 touchbacks...Had season-high 3-of-3 FG day at Chicago (9/15).

2012 Posted best rookie kicking debut in NFL history and re-wrote Vikings record book...Earned 1st-Team AP All-Pro and Pro Bowl honors...Tabbed as NFC Special Teams Player of the Week 3 times during season...In 1st career game, kicked 55-yard FG to tie opener vs. Jacksonville (9/9) and send game to OT, then kicking game-winner in OT from 38 yards out...Set Vikings and NFL record with 10 FGs of 50+ yards on the season...Set team record with 53 touchbacks on kickoffs...Set club rookie record with 141 points and ranked 2nd in team single-season scoring...Tied Vikings record and led NFL in 2012 with 35 FGs made...Tied team record for longest FG with 56-yarder at Houston (12/23)...Tied for 3rd in Vikings history with 5 FGs made at St. Louis (12/16).

COLLEGE Named to Georgia's Team of the Decade...Set NCAA record with at least 1 FG in 45 games...His 412 points is a Georgia and SEC record and is also ranked 2nd in NCAA history... Holds Georgia record with 184 career PATs...Set school record for consecutive PATS made when he made the opening 119 of his career...Against Coastal Carolina in 2011, made a career-long 56-yard FG...Appeared in the 2011 East-West Shrine Game...Semifinalist for the Lou Groza Award in 2010...Named All-SEC 1st Team by conference's coaches in 2010.

PREP Attended Cardinals Gibbons High School in Boca Raton, FL...USA Today All-USA 1st-Team Offense...Named Class AAA 2007 All-State 2nd-Team offense...Appeared in 2008 U.S. Army All-American Bowl...Made 14-of-20 FGs, including 2 from 59 yards and 30-of-31 PATs as a senior.

WALSH'S NFL TOTALS

SCORING

Year	GP	FG	FGA	Pct	Lg	Blk	XP	XPA	Pct	Blk	Pts
2012 (Min)	16	35	38	92.1	56	0	36	36	100.0	1	141
Playoffs	1	1	1	100.0	33	0	1	1	100.0	0	4
2013 (Min)	16	26	30	86.7	54	0	43	44	97.7	0	121
2014 (Min)	16	26	35	74.3	55	2	29	29	100.0	0	107
Totals	48	87	103	84.5	56	2	108	109	99.1	1	369
Playoffs	1	1	1	100.0	33	0	1	1	100.0	0	4

FIELD GOALS

Year	1-19	Pct	20-29	Pct	30-39	Pct	40-49	Pct	50+	Pct
2012 (Min)	0/0	0.00	10/10	100.0	8/9	88.8	7/9	77.7	10/10	100.0
Playoffs	0/0	0.00	0/0	0.0	1/1	100.0	0/0	0.0	0/0	0.0
2013 (Min)	0/0	0.00	7/7	100.0	12/12	100.0	5/6	83.3	2/5	40.0
2014 (Min)	2/2	100.00	4/5	80.0	8/10	80.0	7/9	77.7	5/9	55.6
Totals	2/2	100.00	21/22	95.5	28/31	90.3	19/24	79.2	17/24	70.8
Playoffs	0/0	0.00	0/0	0.0	1/1	1.00	0/0	0.0	0/0	0.0

SINGLE-GAME CAREER HIGHS

FG Attempts5.....@ St. Louis, 12/16/12
 FG Made5.....@ St. Louis, 12/16/12
 Long FG56.....@ Houston, 12/23/12
 PAT Attempts6.....vs. Philadelphia, 12/15/13
 PAT Made6.....vs. Philadelphia, 12/15/13
 Kickoff Touchbacks7.....@ Washington, 10/14/12; vs. Philadelphia, 12/15/13
 Points14.....3 times, last @ Green Bay, 11/24/13

WALSH'S CAREER GAME-BY-GAME

2012	MINNESOTA	PAT	FG	PTS	FGs (missed)	2014	MINNESOTA	PAT	FG	PTS	FGs (missed)
9/9	..@ Jacksonville	2-2	4-4	14	20, 42, 55, 38	9/7@ St. Louis	4-4	2-2	10	52, 46
9/16	..@ Indianapolis	2-2	2-2	8	51, 29	9/14@ New England	1-1	0-1	1	(48)
9/23	..@ San Francisco	3-3	1-1	6	52	9/21@ New Orleans	0-0	3-3	9	25, 30, 40
9/30	..@ Detroit	2-2	2-3	8	49, 27, (46)	9/28	..@ Atlanta	3-3	4-5	15	18, 33, 41, 55 (48)
10/7	..@ Tennessee	3-3	3-3	12	42, 36, 26	10/2	..@ Green Bay	1-1	1-1	4	26
10/14	..@ Washington	0-0	4-4	12	20, 27, 27, 37	10/12	..@ Detroit	0-0	1-1	3	40
10/21	..@ Arizona	3-3	0-0	3		10/19	..@ Buffalo	1-1	3-3	10	33, 40, 55
10/25	..@ Tampa Bay	2-2	1-1	5	51	10/26	..@ Tampa Bay	1-1	2-3	7	38, 46 (56)
11/4	..@ Seattle	2-2	2-2	8	36, 55	11/2	..@ Washington	3-3	0-0	3	
11/11	..@ Detroit	2-2	4-4	14	48, 23, 23, 33	11/16	..@ Chicago	1-1	2-3	7	26, 50 (38)
11/25	..@ Chicago	1-1	1-2	4	40, (30B)	11/23	..@ Green Bay	1-1	2-2	7	39, 51
12/2	..@ Green Bay	2-2	0-1	2	(42)	11/30	..@ Carolina	4-4	1-1	7	39
12/9	..@ Chicago	3-3	0-0	3		12/7	..@ NY Jets	3-3	1-3	6	20, (39), (56)
12/16	..@ St. Louis	3-3	5-5	18	50, 38, 42, 53, 51	12/14	..@ Detroit	2-2	0-3	2	(26), (53), (68)
12/23	..@ Houston	2-2	3-3	11	56, 41, 39	12/21	..@ Miami	3-3	2-2	9	18, 33
12/30	..@ Green Bay	4-4	3-3	13	54, 37, 29	12/28	..@ Chicago	1-1	2-2	7	37, 44
TOTALS	36-36	35-38	141			TOTALS	43-44	26-30	107		

PLAYOFFS

1/5/13...@ Green Bay1-1 1-1 4 33

2013 MINNESOTA PAT

2013	MINNESOTA	PAT	FG	PTS	FGs (missed)
9/8	..@ Detroit	3-3	1-1	6	52
9/15	..@ Chicago	3-3	3-3	12	28, 28, 22
9/22	..@ Cleveland	3-3	2-2	9	43, 30
9/29	..@ Pittsburgh	4-4	2-3	10	54, 37, (44)
10/13	..@ Carolina	1-1	1-1	4	22
10/21	..@ NY Giants	1-1	0-1	1	(54)
10/27	..@ Green Bay	4-4	1-1	7	36
11/3	..@ Dallas	2-3	1-1	5	23
11/7	..@ Washington	4-4	2-2	10	39, 40
11/17	..@ Seattle	2-2	2-2	8	32, 45
11/24	..@ Green Bay	2-2	4-4	14	36, 47, 29, 35
12/1	..@ Chicago	2-2	3-4	11	32, 30, (57), 34
12/8	..@ Baltimore	2-2	2-2	8	39, 40
12/15	..@ Philadelphia	6-6	2-3	12	(55), 21, 38
12/22	..@ Cincinnati	2-2	0-0	2	
12/29	..@ Detroit	2-2	0-0	2	
TOTALS	43-44	26-30	121		

WALSH'S 50 YARDERS (17)

DATE	FG	FINAL
9/9/12	..vs. Jacksonville	55 W 26-23
9/16/12	..@ Indianapolis	51 L 20-23
9/23/12	..vs. San Francisco	52 W 24-13
10/25/12	..vs. Tampa Bay	51 L 17-36
11/4/12	..@ Seattle	55 L 20-30
12/16/12	..@ St. Louis	50, 53, 51 W 36-22
12/23/12	..@ Houston	56 W 23-6
12/30/12	..vs. Green Bay	54 W 37-34
9/8/13	..@ Detroit	52 L 24-34
9/29/13	..vs. Pittsburgh	54 W 34-27
9/7/14	..@ St. Louis	52 W 34-6
9/28/14	..vs. Atlanta	55 W 41-28
10/19/14	..@ Buffalo	55 L 16-17
11/16/14	..@ Chicago	50 L 13-21
11/23/14	..vs. Green Bay	51 21-24

WALSH'S GAME WINNERS

DATE	FG	TIME	FINAL
9/9/12	..vs. Jacksonville	38.....11:06 OT	26-23
12/30/12	..vs. Green Bay	29.....0:00	37-34
12/1/13	..vs. Chicago	34.....1:43 OT	23-20

VIKINGS ALL-TIME SCORING BY KICKERS

PLAYER	TD	2 PT.	PAT	FG	TOTAL
1. Cox, Fred (1963-77)	—	—	519	282	1,365
2. Longwell, Ryan (2006-11)	—	—	228	135	633
3. Revez, Fuad (1990-95)	—	—	199	133	598
4. Anderson, Gary (1998-02)	—	—	215	109	542
5. Walsh, Blair (2012-14)	—	—	108	87	369



BRANDON WATTS #58

POSITION: LINEBACKER
HEIGHT/WEIGHT: 6-2/231
DOB: 1-21-91
HOMETOWN: TENNILE, GA

COLLEGE: GEORGIA TECH
ACQUIRED: D7b (#223) '14
NFL SEASON: 2
VIKINGS SEASON: 2

2014 GP/GS	Career GP/GS	Playoffs GP/GS
2/0	2/0	0/0

- Started 13 of 14 games for Georgia Tech team that appeared in ACC Championship game in 2012.

- 1 of 3 Georgia Tech players selected in the 2014 NFL Draft joining LB Jeremiah Attaochu (2nd round, New England) and CB Jemea Thomas (6th round, New England).

OFF THE FIELD Earned degree in management in December 2013...Fascinated with fast cars and could see a future working with them after football career is over.

PRO The Vikings 2nd pick in the 7th round, selected #223 overall by Vikings in 2014...1st Yellow Jacket selected by the Vikings since LB Nick Rogers in 2002...2nd LB taken by Vikings in 2014 Draft, joining 1st-round pick (#9 overall) Anthony Barr.

2014 Played in 2 games during rookie season and notched 1 tackle on defense...Posted 1st career stats with a tackle at Miami (12/21)...Saw 1st NFL action at Detroit (12/14), seeing time on special teams...Inactive for season opener at St. Louis (9/7) and following 13 games, also inactive for season finale vs. Chicago (12/28).

WATTS' NFL TOTALS

Year.....	GP/GS	Tackles							FF/FR	Special Teams	
		Solo	Asst.	Total	Sacks	INTs	PBU	TFL			QBH
2014 (Min).....	2/0	1	0	1	0.0	0	0	0	0	0/0	0

SINGLE-GAME CAREER HIGHS

Tackles.....1..... at Miami, 12/21/14



DOMINIQUE WILLIAMS #43

POSITION: RUNNING BACK
HEIGHT/WEIGHT: 5-9/205
DOB: 9/2/90
HOMETOWN: BRIDGETON, NJ

COLLEGE: WAGNER
ACQUIRED: UDFA '14
NFL SEASON: 1
VIKINGS SEASON: 1

2014 GP/GS	Career GP/GS	Playoffs GP/GS
PS - AZ, Min	PS - AZ, Min	0/0

- Signed as a 2014 undrafted free agent and went to training camp with the Vikings.

- Spent final 6 weeks of 2014 campaign on the Vikings practice squad after spending time on the Cardinals PS.

OFF THE FIELD Earned his degree in sociology with a concentration in family studies/social work in 2013...Attended Bridgeton HS and prepped at Milford Academy in NY.

PRO Signed with the Vikings as an undrafted free agent and went to training camp with the squad...Released by the Vikings on 8/30/14...Signed to the Cardinals PS on 9/2/14...Rejoined the Vikings PS on 11/18/14.

2014 Continued to develop throughout rookie season spending time on both the Vikings and Cardinals practice squads before spending the final 6 weeks of the season in Minnesota...

During the Vikings preseason slate recorded 32 rushing attempts, amassing 131 yards (4.1 avg.)...Recorded a 22-yard carry at Kansas City (8/23).

COLLEGE Prepped at Milford Academy in NY for a year before enrolling at Wagner...Finished collegiate career with 4,435 rushing yards, the 3rd-most in Wagner history...Posted 1,000+ yards rushing in 3 different seasons...Rushed for 100+ yards in 26 of 43 collegiate contests...Helped Wagner to a win over Colgate in the FCS playoffs in the school's 1st playoff appearance, becoming the 1st team from the Northeast Conference to win a playoff game...Ranks 4th in conference history in rushing yards (4,435) and all-purpose yards (5,444)...The 1st player in program history to serve as a team captain for 3 seasons.

PREP Attended Bridgeton HS and graduated in 2009 before prepping at Milford Academy in NY for a year before enrolling at Wagner...Rushed for 1,321 yards on 216 carries (6.2 yards) with a long of 52 yards and 8 TDs as a senior at Bridgeton HS.



JARIUS WRIGHT #17

POSITION: WIDE RECEIVER
HEIGHT/WEIGHT: 5-10/191
DOB: 11-25-89
HOMETOWN: WARREN, AR

COLLEGE: ARKANSAS
ACQUIRED: D4a (#118) '12
NFL SEASON: 4
VIKINGS SEASON: 4

2014 GP/GS
16/7

Career GP/GS
39/11

Playoffs GP/GS
1/1

- Had career-bests in starts (7), receptions (42), receiving yards (588), rushing yards (71) and all-purpose yards (659) in 2014.
- Had the 2nd-longest reception of the 2014 NFL season, an 87-yard game-winning TD in OT vs. NY Jets (12/7/14).
- Caught 2 longest passes by a Viking in 2012 as a rookie.

OFF THE FIELD Studied sociology at Arkansas and was named to the Razorback Honor Roll in the fall of 2011 based on his performance in the classroom...Sponsors an AAU basketball team in his hometown...Avid outdoorsman, enjoys fishing, hiking and boating...Father is a retired Arkansas state trooper and Army reservist.

PRO Recorded longest game-winning TD in Vikings history against the NY Jets (12/7/14), an 87-yard TD from Teddy Bridgewater in OT...Started a career-best 7 games during the 2014 campaign...Had 2 longest catches by Vikings during his rookie season in 2012 with 65 and 54-yards...Helped set Vikings record when 5 rookies started game vs. Chicago (12/9/12), Wright joined T Matt Kalil, TE Rhett Ellison, CB Josh Robinson and S Harrison Smith...Selected in 4th round (#134 overall) in 2012...Joined former college and high school teammate Greg Childs in the Vikings 2012 draft class...Was the 1st of 3 Vikings picks in the 4th Round of the 2012 NFL Draft.

2014 Played in all 16 games, starting 7...Posted a career-best 588 receiving yards and 71 rushing yards, amassing 659 all-purpose yards and 2 receiving TDs...Became the 1st Viking to record multiple 100-yard receiving games in a single season since Percy Harvin in 2012...524 of Wright's 588 yards and both TDs came from Bridgewater...Scored the game-winning TD in OT against NY Jets (12/7), when he took a screen pass from Bridgewater 87 yards to paydirt, giving the Vikings the 30-24 win...Finished with 123 yards and 1 TD against NY Jets (12/7), paired with Charles Johnson's 103 yards and 1 TD, becoming the 1st Vikings WR duo to both amass 100 yards in the same game since Nate Burleson (134) and Randy Moss (102) at Detroit (12/19/04).

2013 Scored career-high 3 TDs in his 2nd season...Hauled in season-best 95 receiving yards vs. Philadelphia (12/15) in upset win over the playoff-bound Eagles...Lone catch at Cincinnati (12/22) was a 36-yard TD from Matt Cassel...Started

season finale game vs. Detroit (12/29), the final game at Mall of America Field...Reeled in a career-best pair of TD catches at Seattle (11/17), a 38-yarder from Christian Ponder and a 21-yarder from Matt Cassel, also started game in place of injured Greg Jennings...Caught 28-yard pass vs. Washington (11/7)...Had season-high 3 catches vs. Cleveland (9/22)...Hauled in 21-yard pass at Chicago (9/15), his 1st catch of the season...Saw action in season opener at Detroit (9/8).

2012 Hauled in 2 TDs on the season to lead Vikings rookies... Played in final 7 regular season games and the Wild Card playoff at Green Bay with 1 start in regular season vs. Chicago (12/9)...Reeled in the 2 longest passes on the Vikings season with 65-yarder vs. Green Bay (12/30) and 54-yarder vs. Detroit (11/11)...His 1st NFL reception in his 1st game, a 54-yard strike from Christian Ponder vs. Detroit (11/11)...Had career-high 7 catches in his 2nd career game at Chicago (11/25)...Scored 1st career TD on 3-yarder from Ponder vs. Detroit (11/11)...Hauled in 8-yard score vs. Green Bay (12/30) in season finale.

COLLEGE Appeared in 50 games during his Arkansas career, making 44 starts...Missed only 1 game during his career, in 2011 vs. Troy...Wright is 1st in the Arkansas record books with receptions (168) and receiving yards (2,934)...Ranks 5th all-time in SEC history in receiving yards...His 24 career receiving TDs rank 2nd in school history and tied for 15th in SEC history...Wright had 9 100+ yard games, which is tied for 2nd in program history...Set single-season records for Arkansas in 2011 with 66 receptions, 1,117 yards and 12 TDs despite missing 1 game...SEC Co-Offensive Player of the Week after torching Texas A&M in 2011 with 13 receptions for 281 yards and 2 TDs, the 281 yards was 2nd in SEC history and an Arkansas single-game record.

PREP Named to the 2007 All-State team at Warren High School in Warren, AR and the 2007 All-Arkansas team by the Arkansas Democrat-Gazette...Earned a spot on the AP Super Team...Racked up 58 receptions for 1,350 yards and 15 TDs as a senior...Had 3 returns (1 KR, 2 PR) for TDs during the '07 season...All-State choice during his junior season when he finished with 51 receptions, 1,086 yards and 15 TDs to go with 5 return TDs (3 KR, 2 PR).

WRIGHT'S NFL TOTALS

Year	GP/GS	RECEIVING					RUSHING				
		No.	Yds.	Avg.	Lg	TD	No.	Yds.	Avg.	Lg	TD
2012 (Min)	7/1	22	310	14.1	65	2	2	11	5.5	8	0
Playoffs	1/1	2	13	6.5	8	0	0	0	0.0	0	0
2013 (Min)	16/3	26	434	16.7	38t	3	0	0	0.0	0	0
2014 (Min)	16/7	42	588	14.0	87t	2	5	71	14.2	27	0
Total	39/11	90	1,332	14.8	87t	7	7	82	11.7	27	0
Playoffs	1/1	2	13	6.5	8	0	0	0	0.0	0	0

SINGLE-GAME CAREER HIGHS

Receptions..... 8..... vs. Atlanta, 9/28/14
 Receiving Yards 132..... vs. Atlanta, 9/28/14
 Long Reception 87t..... vs. New York Jets, 12/7/14
 Receiving TD..... 1..... 7x, last @ Miami, 12/21/14
 Rushing Attempts..... 1..... 7x, last @ Miami, 12/21/14
 Rushing Yards 27..... vs. Miami, 12/21/14
 Long Rush 27..... vs. Miami, 12/21/14

WRIGHT'S TOUCHDOWNS

Game	Play
vs. Detroit, 11/11/12.....	3 pass from Ponder
vs. Green Bay, 12/30/12.....	8 pass from Ponder
@ Seattle, 11/17/13.....	38 pass from Ponder, 21 pass from Cassel
@ Cincinnati, 12/22/13.....	36 pass from Cassel
vs. New York Jets, 12/7/14.....	87 pass from Bridgewater*
@ Miami, 12/21/14.....	8 pass from Bridgewater*
Total	7

* denotes game-winning touchdown

WRIGHT'S 100-YARD GAMES

Game	Yds/Rec/TD
9/28/14 vs. Atlanta.....	132/8/0
12/7/14 vs. NY Jets.....	123/4/1

WRIGHT'S 50+YARD RECEPTIONS

Game	Play
9/28/14 vs. Atlanta.....	52 yards
11/11/12 vs. Detroit.....	54 yards
12/30/12 vs. Green Bay.....	65 yards
12/7/14 vs. NY Jets.....	87-yard TD

WRIGHT'S GAME-BY-GAME (* start)

2012.....MINNESOTA.....No	RECEIVING				Att	RUSHING			
	Yards	Avg.	Long	TD		Yards	Avg.	Long	TD
11/11..... Detroit.....	3	65	21.7	54	1	3	3.0	3	0
11/25..... @ Chicago.....	7	49	7.0	12	0	0	0.0	0	0
12/2..... @ Green Bay.....	1	13	13.0	13	0	0	0.0	0	0
12/9..... Chicago*.....	2	29	14.5	16	0	0	0.0	0	0
12/16..... @ St. Louis.....	1	11	11.0	11	0	0	0.0	0	0
12/23..... @ Houston.....	5	53	10.6	21	0	8	8.0	8	0
12/30..... Green Bay.....	3	90	30.0	65	1	0	0.0	0	0
Totals..... GP/GS: 7/1.....	22	310	14.1	65	2	11	5.5	8	0

PLAYOFFS

1/5/13..... @ Green Bay.....	2	13	6.5	8	0	0	0.0	0	0
------------------------------	---	----	-----	---	---	---	-----	---	---

2013.....MINNESOTA.....No	Yards	Avg.	Long	TD	Att.	Yards	Avg.	Long	TD
9/15..... @ Chicago*.....	1	21	21.0	21	0	0	0.0	0	0
9/22..... Cleveland.....	3	35	11.7	20	0	0	0.0	0	0
9/29..... Pittsburgh.....	1	6	6.0	6	0	0	0.0	0	0
10/13..... Carolina.....	2	10	5.0	8	0	0	0.0	0	0
10/21..... @ NY Giants.....	1	13	13.0	13	0	0	0.0	0	0
10/27..... Green Bay.....	0	0	0.0	0	0	0	0.0	0	0
11/3..... @ Dallas.....	3	31	10.3	13	0	0	0.0	0	0
11/7..... Washington.....	2	34	17.0	28	0	0	0.0	0	0
11/17..... @ Seattle*.....	3	69	23.0	38t	2	0	0.0	0	0
11/24..... @ Green Bay.....	0	0	0.0	0	0	0	0.0	0	0
12/1..... Chicago.....	3	53	17.7	24	0	0	0.0	0	0
12/8..... @ Baltimore.....	0	0	0.0	0	0	0	0.0	0	0
12/15..... Philadelphia.....	4	95	23.8	42	0	0	0.0	0	0
12/22..... @ Cincinnati.....	1	36	36.0	36t	1	0	0.0	0	0
12/29..... Detroit*.....	2	31	15.5	19	0	0	0.0	0	0
Totals..... GP/GS: 16/3.....	26	434	16.7	38t	3	0	0.0	0	0

2014.....MINNESOTA.....No	Yards	Avg.	Long	TD	Att.	Yards	Avg.	Long	TD
9/14..... New England.....	1	12	12.0	12	0	1	-5	-5.0	-5
9/21..... @ New Orleans*.....	0	0	0.0	0	0	0	0.0	0	0
9/28..... Atlanta.....	8	132	16.5	52	0	0	0.0	0	0
10/2..... @ Green Bay.....	3	27	9.0	18	0	0	0.0	0	0
10/12..... Detroit.....	4	17	4.3	6	0	1	21	21.0	21
10/19..... @ Buffalo*.....	4	60	15.0	28	0	0	0.0	0	0
10/26..... @ Tampa Bay.....	2	13	6.5	17	0	0	0.0	0	0
11/2..... Washington.....	2	29	14.5	21	0	0	0.0	0	0
11/16..... @ Chicago.....	0	0	0.0	0	0	0	0.0	0	0
11/23..... Green Bay.....	0	0	0.0	0	0	0	0.0	0	0
11/30..... Carolina.....	2	40	20.0	35	0	1	5	5.0	5
12/7..... New York Jets.....	4	123	30.8	87t	1	1	23	23.0	23
12/14..... @ Detroit.....	4	49	12.3	16	0	0	0.0	0	0
12/21..... @ Miami.....	3	38	12.7	20	1	1	27	27.0	0
12/28..... Chicago.....	3	23	7.7	11	0	0	0.0	0	0
Totals..... GP/GS: 16/7.....	42	588	14.0	87t	2	5	71	8.0	27

FOURS SCORE IN RECENT YEARS

The Vikings have had success finding talent in the 4th round of the NFL Draft in recent seasons and the current roster features several 4th-rounders who have become key contributors to the squad.

RECENT VIKINGS 4TH-ROUND PICKS

2015 ... T.J. Clemmings, T, Pittsburgh (4, #110)
 2013 ... Gerald Hodges, LB, Penn State (4b, #120)
 2012 ... Jarius Wright, WR, Arkansas (4b, #118)
 2012 ... Rhett Ellison, TE, USC (4c, #128)
 2010 ... Everson Griffen, DE, USC (4a, #100)
 2007... Brian Robison, DE, Texas (4a, #102)



DAVID YANKEY #66

POSITION: GUARD
HEIGHT/WEIGHT: 6-6/320
DOB: 1-18-92
HOMETOWN: ROSWELL, GA

COLLEGE: STANFORD
ACQUIRED: D5 (#145) '14
NFL SEASON: 2
VIKINGS SEASON: 2

2014 GP/GS
0/0

Career GP/GS
0/0

Playoffs GP/GS
0/0

- 2-time consensus All-American at 2 different positions, playing LT in 2012 and LG in 2013.

- Offensive linemate of Vikings OL coach Jeff Davidson's son, Nick, at Stanford for the 2012-13 seasons.

- Appeared in BCS Bowl games in 4 consecutive years - Orange Bowl in 2010, Fiesta Bowl in 2011 and the Rose Bowl in 2012 and 2013.

OFF THE FIELD Earned his degree from Stanford in Science, Technology and Society...Born in Sydney, Australia... Son of Darina and the late David Yankey Sr....His mother is from Slovakia and his father was from Ghana...1 of 3 brothers in his family...Joined his family in being active members of Fellowship Bible Church in his hometown of Roswell, GA...Has worked with the homeless in his area and volunteer his time in a soup kitchen while encouraging them, providing resources and sharing his faith.

PRO Was the only offensive linemen chosen by the Vikings in the 2014 NFL Draft...Was the 3rd Pac-12 member of the Vikings 2014 draft class joining LB Anthony Barr (UCLA) and DE Scott Crichton (Oregon State)...Selected in 5th round (#145 overall) in 2014 by the Vikings...Played at Stanford under head coach David Shaw, whose father, Willie, is a former Viking defensive coordinator.

2014 Inactive for season opener at St. Louis (9/7) and the following 14 games...Active but did not play at Miami (12/21)... Inactive for final game of season vs. Chicago (12/28).


COLLEGE Appeared in 42 career games while making 40 starts...Started 26 games at LG and 14 games at LT...Versatile

player who excelled at both positions over his career and did appear at all offensive line positions except center during his stay at Stanford...All-American in 2012 and 2013 at both the OT and OG positions...Was a unanimous All-American selection in 2013, the 8th unanimous All-American in Stanford history... All-Pac 12 for 3 consecutive seasons (2011-13)...2013 team captain...Spent his junior season at LG...Did not allow any of the team's 16 sacks during his 13 starts as a senior...Aided RB Tyler Gaffney in rushing for 100+ yards in 9 games...The Cardinals racked up 2,904 rushing yards in 2013, a team season-record... Named consensus All-American for his efforts at LT while starting all 14 contests in 2012...Recipient of the Morris Trophy, by a vote of the Pac-12's defensive lineman as the Outstanding Offensive Lineman in the Conference...Allowed 1 sack on 399 pass plays and cleared the way for Stepfan Taylor's 1,530 rushing yards, 2nd highest output in school history in 2012... Recipient of the team's Outstanding Junior Award...Started all 13 games at LG during the 2011 season...Honorable mention for the Pac-12 Conference...Part of the offensive line that allowed the 7th fewest sacks with 11...Provided time for Andrew Luck to set single-season (37) and career (82) records for TD passes... Finished with 102 knockdowns on the season, the most ever for a first-year Cardinal...Became the 1st true freshman offensive lineman to play for Stanford since Kwame Harris and Kirk Chambers in 2000.

PREP Earned All-State honorable mention honors during his senior year at Centennial High School in Roswell, GA...4-time letter winner and a 3-time All-Region choice...Received the Roswell Excalibur Award honoring excellence in athletics and leadership...Weighed just 240 pounds as a junior...Was rated as the 44th best offensive tackle in the nation and a 3-star grade from Scout.com during his senior season.



ROOKIES



TRAE WAYNES #26

POSITION: CORNERBACK
HEIGHT/WEIGHT: 6-0/190
DOB: 7-25-92
HOMETOWN: KENOSHA, WI

COLLEGE: MICHIGAN STATE
ACQUIRED: D1 (#11) '15
NFL SEASON: R
VIKINGS SEASON: R

- Is the highest-drafted DB in Vikings history and the 5th DB selected in the 1st round.
- Has been friends since boyhood with Chargers RB Melvin Gordon, a fellow 1st-round pick in 2015, going 4 choices later at #15 overall. The former high school teammates will meet as NFL opponents on 9/27/15 at TCF Bank Stadium.

OFF THE FIELD Majored in psychology at Michigan State and is 16 credits shy of graduating...Brother, Mason, runs track at Eastern Michigan...Son of Ron and Erin Waynes, who both work as guidance counselors...Both parents were track and field student-athletes at Kansas State University...Will celebrate 23rd birthday the day the Vikings report for 2015 Training Camp in Mankato, MN.

PRO Selected with the 11th pick in the 2015 NFL draft, passing DeWayne Washington (#18 in 1994) as the highest drafted DB in Vikings history...Declared for the NFL draft as a redshirt junior...Joins CB Terence Newman, S Harrison Smith and CB Xavier Rhodes as former 1st round picks in the Vikings 2015 secondary...Becomes the 3rd DB selected by Vikings in the 1st round in the past 4 seasons and 5th overall DB drafted by the team in the 1st round.

COLLEGE Appeared in 36 games at Michigan State, making 27 starts...Was a major part of a stingy Spartan defense that ranked in the top 10 in total defense the past two seasons while serving as a full-time starter...Recorded a career 101 tackles, 6 INTs- 3 each in 2013 and 2014- and 13 pass break ups...Snagged 1st career INTs vs. Minnesota (11/30/13), collecting 2 in the contest...Won the Big Ten Championship in 2013 defeating Ohio State and went on to beat Stanford in the 2014 Rose Bowl

that same season...Helped team win 2015 Cotton Bowl taking down Baylor...Spartans were 4-0 in bowl games during tenure winning the 2012 Outback Bowl, 2012 Buffalo Wild Wings Bowl, 2014 Rose Bowl and 2015 Cotton Bowl...Earned 2nd-Team All-American and 1st-Team All-Big Ten as a junior in 2014...Was a 2014 Thorpe Award finalist...Recipient of the MSU's Tommy Love Award (most improved player) in 2013 and the Jim Adams Award (unsung hero: defense) in 2014...Redshirted his 1st year at Michigan State in 2011...Committed to Michigan State over offers from Wisconsin, Iowa State and Illinois, among others.

PREP Attended Mary D. Bradford HS in Kenosha, WI...Teammates with Chargers RB Melvin Gordon in HS...Excelled in baseball and track in addition to football for the Red Devils...1st-Team All-state and All-Region as a senior by the Wisconsin Football Coaches Association despite missing 3 games due to injury...Earned 1st-Team All-County honors in baseball 2010 as an outfielder, leading his team in home runs (3) and finishing 2nd in batting average (.452, 28-of-62)...Finished 3rd in the 100 (10.7) at the 2011 Division I state track and field championships.

D-BACKS TO THE FRONT

Trae Wayne is the highest-drafted DB in Vikings history at #11, the 3rd DB drafted by the Vikings in the 1st round in the past 4 seasons and the 5th DB selected by the club in the 1st round in team history.

VIKINGS ALL-TIME DEFENSIVE BACKS DRAFTED IN 1ST ROUND

Joey Browner, S, Southern California.....	#19, 1983
Dewayne Washington, CB, North Carolina St.....	#18, 1994
Harrison Smith, S, Notre Dame.....	#29, 2012
Xavier Rhodes, CB, Florida State.....	#25, 2013
Trae Wayne, CB, Michigan State.....	#11, 2015



Trae Wayne (#15) and Melvin Gordon (#25) were teammates at Bradford HS in Kenosha, WI. The childhood friends were both 1st round draft picks in 2015. The 2 will square off in Week 3 of the upcoming season at TCF Bank Stadium.

WAYNES' COLLEGE TOTALS

Year.....	GP/GS	Tackles			Sacks	INT (Yds)	PBU	TFL	FF/FR
		Solo	Asst.	Total					
2012	9/0	2	3	5	0.5	0	0	0.5	0/0
2013	14/14	35	15	50	0.0	3 (11)	5	1.5	0/1
2014	13/13	34	12	46	1.0	3 (0)	8	2.0	0/1
Totals.....	36/27	71	30	101	1.5	6 (11)	13	4.0	0/2



ERIC KENDRICKS #54

POSITION: LINEBACKER
HEIGHT/WEIGHT: 6-0/232
DOB: 2-29-92
HOMETOWN: FRESNO, CA

COLLEGE: UCLA
ACQUIRED: D2 (#45) '15
NFL SEASON: R
VIKINGS SEASON: R

- 2014 Butkus Award and Lott IMPACT Trophy winner as a senior.
- UCLA's all-time leading tackler with 481 career stops. Led the nation in solo tackles (101) in 2014.

OFF THE FIELD Earned his degree in political science... Father, Horace, was a RB at UCLA and went on to play in the Canadian Football League... Brother, Mychal, attended California and was drafted by the Philadelphia Eagles in the 2nd round (#46 overall) in the 2012 NFL Draft... Named to the Athletic Director's Honor Roll each year from 2011-14... "Leap Year" baby born on February 29, 1992 in Clovis, CA... 1 of 8 siblings.

PRO Selected in the 2nd Round with the #45 overall pick in 2015 NFL Draft... 8th LB chosen in the draft... Former college roommate and teammate of 2014 1st Round selection, Anthony Barr... Joins brother, Mychal, in the NFL who was selected #46 overall by the Philadelphia Eagles in 2012.

COLLEGE All-time leading tackler in UCLA history with 481 tackles... Started 42 career games for the Bruins... Became UCLA's 1st Butkus Award winner in 2014... Won the Lott IMPACT Trophy, 2nd straight season a Bruin has won that award (Anthony Barr, 2013)... Earned All-American praise as a senior... Just the 4th defender in school history with 400+ tackles... 3rd Bruin to have 3 consecutive seasons of 100+ tackles... School-record 11 games in with double-digit tackles in 2014... 2nd in UCLA history with 25 career double-digit tackle games... Led UCLA in tackles from each season from 2012-14... INT return for TD vs. Virginia, 3rd TD of his career... Named National Defensive Player of the Week and Pac-12 Player of the Week for his efforts vs. Virginia (16 tackles, 1 INT for TD, 1 FF)... Co-Captain in 2014... Presented at team banquet with Best Leadership Award, Heart Award and Most Valuable Player Award... Co-Captain in 2013 earning honorable mention all-conference and all-academic team... 4 games with 10+ tackles including 13 at Utah and Arizona... Started in all 14 games as a sophomore... Led the Pac-12 in

tackles with 150, 1st Bruin to do that since 2004... Most tackles in school history since 1978... 9 games with 10+ tackles... Returned 2 fumbles for TDs, blocked 1 punt and snagged 1 INT... Season-best 17 tackles at Arizona State... Pac-12 Player of the Week for his performance at Washington State (15 tackles) and vs. Stanford (15 tackles)... Forced a fumble in the Holiday Bowl vs. Baylor... Honorable mention All-Pac-12 and academic all-conference... Started 3 of his 14 contests as a freshman and ranked 2nd on the team in tackles (76), earning the Bruins Rookie of the Year award... Honorable mention as freshman All-American and Pac-12 all-academic team... Took a redshirt in 2010 and was named the team's Outstanding Scout Team Player.

PREP 3-year letter winner at Herbert Hoover High School in Fresno, CA... Saw action at LB, QB, RB, K and P... Served as team captain during his junior and senior seasons... Notched 117 tackles and 2 INTs as a senior... Scored 14 TDs on offense... Named 1st-Team All-League defense by the Fresno Bee during junior and senior campaigns... Standout in basketball and baseball... Team captain and 1st-Team All-League in 2009 in basketball... First-Team All-League in 2009-10 in baseball... Named 2010 male Tri-Athlete of the Year at Herbert Hoover HS.

BRUISING BRUIN

Eric Kendricks ended his UCLA career as the career tackles leader and is reunited in the Vikings LB corps with his Bruins teammate Anthony Barr. Kendricks comes from a UCLA football family as his dad, Marv, led UCLA in rushing in 1970-71 and his brother, Mychal, played at Cal and is now with the Philadelphia Eagles.

UCLA CAREER TACKLES	TACKLES
Eric Kendricks, 2010-14	481
Jerry Robinson, 1975-78	468
Don Rogers, 1980-83	405



KENDRICK'S COLLEGE TOTALS

Year	GP/GS	Tackles			Sacks	INTs	PBU	TFL	FF/FR
		Solo	Asst.	Total					
2011	14/3	52	24	76	2.0	0	3	4.5	0/0
2012	14/14	92	58	150	2.0	1	4	6.0	2/0
2013	11/11	62	44	106	2.0	1	2	4.0	0/0
2014	13/13	101	48	149	4.0	3	2	11.5	1/0
Totals	52/41	307	174	481	10.0	5	11	26.0	3/0



DANIELLE HUNTER #99

POSITION: DEFENSIVE END
HEIGHT/WEIGHT: 6-5/252
DOB: 10-29-94
HOMETOWN: KATY, TX

COLLEGE: LOUISIANA STATE
ACQUIRED: D3 (#88) '15
NFL SEASON: R
VIKINGS SEASON: R

- Declared for NFL Draft following his junior season at LSU.
- Born in Jamaica, moved to the United States at age 8.

OFF THE FIELD Name is pronounced Duh-neal...Parents are of Jamaican descent, the family moved to the United States when Danielle was 8 years old...Majored in sports administration at LSU.

PRO The 3rd of 3 defensive players drafted by the Vikings with their opening 3 picks in 2015...The last LSU player drafted by the Vikings was DT Henry Thomas in 3rd round (#72) of 1987 draft, the beginning of a standout career that earned him a place on the 50 Greatest Vikings team selected in 2010...Has only played 5 seasons of football, 2 as a prep and 3 in college, before being selected in the NFL.

COLLEGE Full-time starter for the Tigers as a sophomore and junior...Played in 38 games with 23 starts, capping his career with 23 consecutive starts...Had 4.5 sacks and 21.0 tackles for loss in his career along with 142 tackles...Started all 13 games as a junior...Scored lone career TD vs. Mississippi State when he picked up a QB Dak Prescott fumble and rumbled 25 yards for the score on the 1st play of the 2nd half...Led LSU with 13.0 tackles for loss and ranked 10th in the SEC...Had 1.5 sacks and 6 PD as a junior...Keyed Tigers defense that led the SEC with 316.8 yards allowed, 164.2 passing yards allowed and ranked #2 in the conference in points allowed at 17.5 points per game...Notched career-best 12 tackles against Auburn...Had 7 tackles in season opener vs. Wisconsin in a game played in Houston...Helped in upset win over #3 Ole Miss with 9 tackles and 2 tackles for loss in the 10-7 victory...Capped college career with 9 tackles against Notre Dame in Music City Bowl...Started 10 of the 13 games he played as a sophomore...Earned 1st start in 4th game of sophomore season against Auburn and never let go of the job...In 1st career start, had 8 tackles against eventual National Champion runner-up Auburn...Had 4 tackles and a sack in Outback Bowl win over Iowa...Saw action in 12 games as a freshman...Played primarily on special teams as a

freshman...Saw most time on defense against Idaho, Towson and Mississippi State.

PREP Ranked as a 4-star recruit at Morton Ranch High in Katy, TX...Helped school earn 1st Class 5A state playoff appearance... Played DE and TE.



HUNTER'S COLLEGE TOTALS

Year.....	GP/GS	Tackles			Sacks	INTs	PBU	TFL	FF/FR
		Solo	Asst.	Total					
2012	12/0	3	9	12	0.0	0	0	0	0/0
2013	13/10	19	38	57	3.0	0	2	8	1/0
2014	13/13	30	43	73	1.5	0	6	13	1/1
Totals	38/23	52	90	142	4.5	0	8	21	2/1


FROM DEEP IN THE HEART OF TEXAS

The Vikings feature 9 players who played HS football in the Lone Star State, joining California and Florida for the most among Vikings players entering training camp. Minnesota, New Jersey and Ohio are next each having 4 players on the Vikings roster.

2015 VIKINGS FROM TEXAS
PLAYER HOMETOWN
 Joe Banyard..... Sweetwater
 Chase Ford..... Corrigan
 Danielle Hunter..... Katy
 Jordan Leslie..... Tomball
 Cullen Loeffler..... Hunt
 Adrian Peterson..... Palestine
 Brian Robison..... Splendora
 Andrew Sendejo..... San Antonio
 Tyrus Thompson..... Pflugerville

2015 VIKINGS FROM CALIFORNIA
PLAYER HOMETOWN
 Matt Asiata..... Santa Ana
 Anthony Barr..... San Pedro
 Rhett Ellison..... Portola Valley
 Mike Harris..... Duarte
 Josh Kaddu..... Vacaville
 Matt Kalil..... Corona
 Eric Kendricks..... Fresno
 Casey Matthews..... Westlake Village
 Blake Renaud..... Concord

2015 VIKINGS FROM FLORIDA
PLAYER HOMETOWN
 Teddy Bridgewater..... Miami
 B.J. DuBose..... Oakland Park
 DuJuan Harris..... Brooksville
 Linval Joseph..... Gainesville
 Jabari Price..... Pompano Beach
 Xavier Rhodes..... Miami
 Josh Robinson..... Sunrise
 DeMarcus Van Dyke..... Miami
 Blair Walsh..... Boca Raton



T.J. CLEMMINGS #68

POSITION: TACKLE
HEIGHT/WEIGHT: 6-5/309
DOB: 11-18-91
HOMETOWN: TEANECK, NJ

COLLEGE: PITTSBURGH
ACQUIRED: D4 (#110) '15
NFL SEASON: R
VIKINGS SEASON: R

- Named 2nd-Team All-America and 1st-Team All-ACC as a senior in 2014.

- Did not play offensive line until his redshirt junior season.

OFF THE FIELD Earned his degree in administration of justice...Has three sisters...Turned down several Division I basketball scholarships to pursue his football career at Pittsburgh... Full name is Trevor Anthony Clemmings, Jr.

PRO Selected in the 4th round (#110 overall)...Was the 1st of 3 offensive linemen selected by Minnesota in the 2015 draft... Was the 10th offensive tackle selected in the 2015 draft...Early in college career as a defensive lineman at Pittsburgh, played alongside DT Aaron Donald, who was selected by the St. Louis Rams in the 1st round (#13 overall) in the 2014 NFL Draft.

COLLEGE Named 2nd-Team All-American by Football Writers of America in 2014...First-Team All-ACC by media and coaches in 2014...3-time ACC Offensive Lineman of the Week (Boston College, Virginia Tech, Duke)...Started all 13 games at RT as

a junior and senior...Selected to play in the Senior Bowl... Offensive captain for the 2014 season...4-year letterman... Made the switch to offensive line as a redshirt junior in 2013... Spent the 2010-12 seasons as a DE...As a DE in 2012, played in 8 games and started 6...Recorded 20 tackles and 1 TFL on the year...Career-high 8 tackles at Buffalo in 2012...Redshirted in 2011...Lettered as a true freshman in 2010.

PREP Excelled in basketball at Paterson Catholic in Teaneck, NJ...Turned down scholarship offers from Providence and Seton Hall to attend Pittsburgh on a football scholarship...Only played 2 seasons of football but was named the top prospect in New Jersey and the nation's 6th ranked DE prospect by Scout... Named SuperPrep All-American...Recorded 73 tackles, 7 sacks and 7 FFs as a senior...Named All-New Jersey and North Jersey Defensive Player of the Year as a senior...Led his team to back-to-back Non-Public Group 1 State Championships...The Cougars went 11-0 his senior season.



MYCOLE PRUITT #83

POSITION: TIGHT END
HEIGHT/WEIGHT: 6-2/258
DOB: 3-24-92
HOMETOWN: ST. LOUIS, MO

COLLEGE: SOUTHERN ILLINOIS
ACQUIRED: D5a (#143) '15
NFL SEASON: R
VIKINGS SEASON: R

- 2-time consensus All-America choice.

- Set Missouri Valley Football Conference career record among TEs for receptions (211), receiving yards (2,601) and TDs (25).

OFF THE FIELD Earned degree in industrial technology in December 2014...Attended same high school, Kirkwood High, as NFL WR Jeremy Maclin...Was a 4-year honor roll student in high school...Shares the same alma mater as Vikings General Manager Rick Spielman.

PRO The 1st player drafted by the Vikings from Southern Illinois...Highest-drafted SIU player since NY Giants selected Brandon Jacobs in the 4th round of the 2005 Draft.


COLLEGE Capped record-setting career at SIU as a 2-time consensus 1st-Team All-America choice and 3-time 1st-Team All-MVFC choice...Set SIU record for career receptions (221), single-season record for receptions (81) and ranks 2nd in school history in receiving yards (2,601) and receiving TDs (25)... Caught a pass in 43 of 44 career games...Set Missouri Valley Football Conference record for a TE in catches, receiving yards and TDs...Earned spot as the best TE in MVFC history as part of the 30-year conference anniversary...As a senior, set school

record with 81 receptions...Earned 1st-Team All-America by Associated Press, AFCA and Walter Camp among others... Led MVFC with 81 catches and had 13 TDs en route to 2nd-straight 1st-Team All-Conference honors...Started all 12 games he played as a senior...Had 10 catches for 136 yards against Purdue and had a 10-catch outing against Illinois State... Named 1st-Team All-America by Associated Press and AFCA as a junior...Missed final 2 games of junior season with broken leg...Led MVFC in receptions (48) and receiving yards (601) by a TE...Started all 11 games as a sophomore in 2012 where he led team in receptions (49), receiving yard (577) and TDs (4)...Led MVFC TEs in receptions per game and yards per game...Named Honorable Mention All-Conference in 2011 as and earned spot on MVFC All-Newcomer Team...Led team in receptions, receiving yards and TDs...Redshirted in 2010.

PREP Standout DE and TE at Kirkwood High in St. Louis... Named All-Conference 3 times at DE and as a senior at TE... Helped team advance to state playoffs as a sophomore and junior...Played on basketball and volleyball teams...Helped basketball team to 2008-09 district title.

PRUITT'S COLLEGE TOTALS

Year	GP/GS	RECEIVING				
		No.	Yds.	Avg.	Long	TD
2010		REDSHIRT				
2011	11/	43	562	13.1	42	3
2012	11/	49	577	11.8	35	4
2013	10/	48	601	12.5	66	5
2014	12/	81	861	10.6	47	13
Total	44/	221	2,601	11.8	66	25



STEFON DIGGS #14

POSITION: WIDE RECEIVER
HEIGHT/WEIGHT: 6-0/191
DOB: 11-29-93
HOMETOWN: GAITHERSBURG, MD

COLLEGE: MARYLAND
ACQUIRED: D5b (#146) '15
NFL SEASON: R
VIKINGS SEASON: R

- 2nd-Team All-Big Ten honors in 2014 at Maryland as selected by the conference coaches and honorable mention by media.
- Declared for Draft following his junior season.

OFF THE FIELD Majored in American studies at Maryland... College WRs coach in 2014 was former NFL WR Keenan McCardell.

PRO Selected in the 5th round (#146) of the 2015 NFL Draft... The 14th WR drafted in 2015... Was the 1st Terrapin selected by the Vikings since TE Jeff Dugan (7th round, #220) in 2004... Shares alma mater with veteran Vikings QB Shaun Hill.


COLLEGE Started 24 of his 28 career games at Maryland... Ended college career with 150 receptions, 2,227 yards and 14 TDs in 28 games... Had 62 receptions for 792 yards and 5 TDs as a junior, his final year at Maryland... Named 2nd-Team All-Big Ten by the league's coaches in 2014... Caught 10 passes totaling 138 yards in the Foster Farms Bowl vs. Stanford (12/30/14) in his last collegiate game... Totaled 1,472 career kick return yards,

including 713 as a senior with 2 kick return TDs... Returned 22 of his 24 career punts as a senior totaling 220 career punt return yards... Led the team in receptions his freshman and junior seasons and had his sophomore campaign cut short due to injury... Owns 9 career 100-yard receiving games... Had 1,896 all-purpose yards his freshman season, the 2nd most in school history trailing only Torrey Smith (2,192 in 2009)

PREP One of the top recruits in the nation and a consensus 5-star recruit at Good Counsel HS in Gaithersburg, MD... Decided to stay in his home state of Maryland after considering offers from Florida, USC and Auburn... Selected 2012 U.S. Army All-American and named the MVP of the U.S. Army All-American Junior Combine in 2012... Tallied 770 receiving yards and 8 TDs along with 277 rushing yards as a senior... Named 1st-Team All-State and runner-up Gatorade Maryland Player of the Year as a junior... Recorded 810 receiving yards and 23 TDs as a sophomore in 2010.

DIGGS' COLLEGE TOTALS

Year	GP/GS	RECEIVING					RUSHING				RETURNS				
		No.	Yds.	Lg	TD	No	Yds	Lg	TD	KR	Yds	TD	PR	Yds	TD
2012	11/7	54	848	66	6	20	123	23	0	25	713	2	22	221	0
2013	7/7	34	587	66	3	7	45	26	0	12	281	0	2	-1	0
2014	10/10	62	792	77	5	5	28	12	0	20	478	0	0	0	0
Total	28/24	150	2,227	77	14	32	196	26	0	57	1,472	2	24	220	0



TYRUS THOMPSON #72

POSITION: TACKLE
HEIGHT/WEIGHT: 6-5/330
DOB: 11-17-91
HOMETOWN: PFLU GERVILLE, TX

COLLEGE: OKLAHOMA
ACQUIRED: D6a (#185) '15
NFL SEASON: R
VIKINGS SEASON: R

- Married to Olivia-Elyse, with son, King, and daughter, Aria-Elyse.
- Was born in Germany where his father was stationed with the Army, moving to the US as a toddler.

OFF THE FIELD Majored in arts and sciences planned program... Got married to Olivia-Elyse in his 2nd year at Oklahoma and the couple has 2 kids... Was born in Germany while his father was stationed abroad as a paratrooper in the U.S. Army.

PRO The 2nd of 3 offensive linemen drafted by the Vikings in 2015... Joins Phil Loadholt (2nd round, 2009) as recent Oklahoma OTs drafted by the Vikings... Was the 5th of 6 OU players drafted in 2015

COLLEGE Capped college career with 1st-Team All-Big 12 honors from conference coaches and 2nd-Team honors from the Associated Press in 2014... Started 29 career games for Sooners, named full-time starter as a junior and senior... Started all 13 games at LT as a senior, seeing final OU action in Russell Athletic Bowl against Clemson... Started all 11 games he

played as a junior, missing final regular season game against Oklahoma State and Sugar Bowl against Alabama... Saw action in 13 games as a sophomore with 5 starts... Started 1st career game at LT at Iowa State as sophomore in 2012... Opened 2 games at RT in 2012, vs. Oklahoma State and at TCU

PREP Standout at Pflugerville High in Texas, a school north of Austin... Ranked as a 4-star recruit, considered a top-20 OT nationally by most recruiting services... Excelled in shot put and discus.



B.J. DUBOSE #90

POSITION: DEFENSIVE END
HEIGHT/WEIGHT: 6-4/284
DOB: 1-19-92
HOMETOWN: OAKLAND PARK, FL

COLLEGE: LOUISVILLE
ACQUIRED: D6b (#193) '15
NFL SEASON: R
VIKINGS SEASON: R

• Honorable Mention All-ACC as a senior recording career-highs in tackles (41), sacks (4.0) and TFLs (7.5).

• Played on the same 7-on-7 team, South Florida Express, as a prep in the Miami area with Louisville and current Vikings teammate QB Teddy Bridgewater.

OFF THE FIELD Graduated in the fall of 2014 with a communications degree...Played TE and LB on the same 7-on-7 team, South Florida Express, as college and current teammate QB Teddy Bridgewater...Attended Northeast High School, the same high school as former Vikings TE and NFL head coach Mike Mularkey.

PRO Selected in the 6th round (#193 overall) in the 2015 NFL Draft...Was the 2nd of 2 DEs drafted by the Vikings in 2015...Marked the 2nd straight season the Vikings drafted a player from Louisville, joining Bridgewater.

COLLEGE Appeared in 44 games at Louisville, making 20 starts...Was a member of the same recruiting class as Teddy

DUBOSE'S COLLEGE TOTALS

Year.....	GP/GS	Tackles			Sacks	INTs	PBU	TFL	FF/FR
		Solo	Asst.	Total					
2011.....	13/3	14	8	22	2.0	0	0	5.0	0/0
2012.....	7/4	5	10	15	0.0	0	1	1.0	0/0
2013.....	11/0	4	12	16	2.0	0	0	5.0	0/1
2014.....	13/12	23	19	42	4.0	0	1	7.5	0/0
Totals.....	44/19	46	49	95	8.0	0	2	18.5	0/1

Bridgewater and also played on the same 7-on-7 team, South Florida Express...Had a career year as a senior earning Honorable Mention All-ACC honors and starting all 13 games totaling 41 tackles, 4.0 sacks and 7.5 TFLs, all career bests... Totaled 94 tackles 7.5 sacks, and 15.5 TFLs in his 4-year career...Started his 1st career game as a freshman at Cincinnati (10/15/11) and notched a season-best 6 tackles and his 1st career sacks, tallying 2 in the contest.

PREP Was named the Fort Lauderdale Sun-Sentinel Broward County Defensive Player of the Year in 2010 at Northeast High... As a senior led school to its best record in nearly 30 years, finishing 9-4 and reaching the 6A Regional final.



AUSTIN SHEPHERD #74

POSITION: GUARD
HEIGHT/WEIGHT: 6-4/327
DOB: 5-28-92
HOMETOWN: BUFORD, GA

COLLEGE: ALABAMA
ACQUIRED: D7a (#228) '15
NFL SEASON: R
VIKINGS SEASON: R

• Started 27 of his 44 career games played at Alabama and helped team to 2011 and 2012 national titles.

• The 1st Alabama player drafted by the Vikings since LB Dwayne Rudd in 1997 in the 1st round.

OFF THE FIELD Proposed to girlfriend, Jenna King, during the 2014 season at the Children's Hospital in Birmingham... Founder of the *Austin Shepherd Foundation*, which focuses on monthly visits to the Children's hospitals as well as other various community events...Earned undergrad degree in marketing and pursued a master's degree in marketing in his 5th year at Alabama.

PRO Selected in the 7th round (#228 overall) of the 2015 NFL Draft...1 of 4 Alabama players ever drafted by the Vikings, the 1st since Dwayne Rudd in 1997...1-of-3 OL drafted by the Vikings on the 3rd day of the 2015 NFL Draft. 1 of 2 SEC players in the Vikings 2015 Draft Class, joining LSU's Danielle Hunter.

COLLEGE Started 27 career games at RT for Alabama...Helped Alabama to back-to-back National Titles following the 2011 and 2012 seasons...As a 2-year starter, allowed only 2 sacks...

All 27 starts came in final 2 years at Alabama, allowed just 1 sack during the 2014 season en route to earning 2nd-Team All-SEC honors...Helped lead an offensive line that averaged 206.6 yards rushing per game in 2014, which ranked 7th in the SEC and 30th nationally...Earned SEC Offensive Lineman of the Week and Alabama Offensive Player of the Week honors for his efforts in the 2014 Iron Bowl, a 55-44 victory over Auburn, the Crimson Tide amassed 539 yards, including 227 rushing yards (11/29/14)...As a junior, started all 13 games at RT and did not allow a sack until the Sugar Bowl, a 45-31 loss to Oklahoma (1/2/14)...A member of the offensive line that ranked 23rd nationally and 4th in the SEC for fewest sacks allowed per game (1.31) in 2013...In 4-year playing career, helped Alabama to a 48-6 overall record.

PREP 3-year starter at North Gwinnett High School in Suwanee, GA, an Atlanta Suburb...Helped the Bulldogs to a 24-2 record as a junior and senior.



EDMOND ROBINSON #40

POSITION: LINEBACKER
HEIGHT/WEIGHT: 6-3/245
DOB: 2-23-92
HOMETOWN: WADMALAW ISLAND, SC

COLLEGE: NEWBERRY
ACQUIRED: D7b (#232) '15
NFL SEASON: R
VIKINGS SEASON: R

• The 1st Newberry player drafted since 1974, but joins former collegiate teammate Brandon Bostick on the Vikings roster.

• Selected to play in the East-West Shrine Game following senior campaign.

OFF THE FIELD Received bachelor's degree in business administration in December 2014...Volunteers at the Emanuel African Methodist Episcopal Church in Charleston as well as at the Habitat for Humanity...Plays the drums at church... Volunteers with Special Olympics.

PRO Drafted in the 7th round (#232 overall) of the 2015 NFL Draft...The 1st NCAA Division II player taken in the 2015 NFL Draft...1-of-2 Division II players to participate in the NFL Combine and the East-West Shrine game...Joins 3 other former Wolves in the NFL, including Vikings TE Brandon Bostick...Joins Bostick, WRs Adam Thielen and Charles Johnson and G Brandon Fusco as former NCAA Division II athletes on the Vikings roster...1st Newberry alumnus selected in the NFL Draft since

1974, when Greg Hartle was selected as the 251st overall pick in the 10th round by the then-St. Louis Cardinals, 4th Newberry Alumnus every drafted

COLLEGE Newberry's leading tackler during the 2015 season with 68 tackles, 7.5 TFLs, 5 PBUs and 2 FRs during the 2014 campaign...A 1st team all-South Atlantic Conference selection and East-West Shrine Game participant following senior season...Earned 1st team All-SAC honors for 2 consecutive years and was also a Daktronics 1st team all-Super Region 2 honoree as a junior in 2013...Led the Wolves with 68 tackles in 2013 and also posted 2.5 sacks during junior campaign, the only sacks of his career...Played in a total of 41 games...Totaled 200 tackles, 13 PDs, 2 FF, 3 FR and 1 INT.

PREP Attended St. John's HS in John's Island, SC...A 4-year starter on the varsity basketball team...Named All-Region VI in basketball...Received All-State honors on both the hardwood and the gridiron as a junior and a senior.

ROBINSON'S COLLEGE TOTALS

Year	GP/GS	Tackles			Sacks	INTs	PBU	TFL	FF/FR
		Solo	Asst.	Total					
2011	10/2	14	8	22	0.0	0	1	1.0	1/1
2012	6/6	26	15	41	0.0	0	1	3.0	0/0
2013	12/12	42	27	69	2.5	1	6	12.0	1/0
2014	11/9	53	15	68	0.0	0	5	7.5	0/2
Totals	39/29	135	65	200	2.5	1	13	23.5	2/3

2015 VIKINGS ROOKIE FREE AGENTS

#38 Justin Coleman // CB // Tennessee //

5-11, 185 // Brunswick, GA // Rookie

- Started 4 of 12 games played as a freshman, 1 of 16 true freshmen to play for the Vols in 2011.
- Became the 1st true freshman DB to start for Tennessee since Eric Berry in 2007.
- As a sophomore, started 9 of 12 games played, finished 4th on the team with 59 tackles, added 3.5 TFLs and 3 PDs.
- Started all 25 games played over final 2 seasons with the Vols.
- Finished 2013 campaign with 46 tackles, 8 PDs and an INT returned for a TD.
- Teammates at Tennessee with WR Cordarrelle Patterson.
- As a senior in 2014, tied for 4th in the SEC with 4 INTs.
- Made 4 tackles in the 2015 East-West Shrine Game following.
- Participated in track and field in addition to football at Brunswick HS, in Brunswick, GA.
- As a junior in HS, finished 2nd in the 4-A state championship 300m hurdles and 5th in the 110m hurdles.
- Enjoys drawing and learning magic in his free time.

#16 DaVaris Daniels // WR // Notre Dame //

6-1, 203 // Vernon Hills, IL // Rookie

- The son of Phillip Daniels, who played 15 seasons in the NFL for Seattle, Chicago and Washington.
- Out of football in 2014.
- Started 8 of 12 games as a junior in 2013 for Notre Dame.
- Finished 2013 campaign 2nd on the team with 720 receptions on 46 receptions with 7 TDs.
- Posted a career-best 115 yards receiving on 6 catches in the 2013 BCS National Championship.
- Played in 11 games with 3 starts as a sophomore in 2012, posted 31 receptions for 490 yards.
- Did not see game action during the 2011 campaign.
- Teammates with Vikings safeties Harrison Smith and Robert Blanton at Notre Dame in 2011.
- Accounted for 19 total TDs senior season at Vernon Hills HS in Vernon Hills, IL.
- 3-sport athlete HS athlete, also competed in basketball and track and field.

#62 Tom Farniok // C // Iowa State //

6-3, 301 // Sioux Falls, SD // Rookie

- Joins LB Chad Greenway as the only South Dakota natives on the Vikings roster.
- Linemates with Vikings T Carter Bykowski in 2010-12 at Iowa State.
- Kinesiology and health major, completed undergraduate degree in the summer of 2014 and enrolled in graduate classes his final season at ISU.
- Started all 12 Cyclone games in 2014.
- Ended career with 47 starts, the 2nd-most among active Big 12 athletes in 2014.
- Team co-captain as a senior.

- Participated in the NFLPA Collegiate Bowl in 2015.
- Played in 11 games with 9 starts in 2013, All-Big 12 2nd-Team.
- Scott Award recipient in 2013, given to ISU's top O-lineman.
- Started all 13 games at center in 2012 and again in 2014.
- Named All-Big 12 honorable mention in 2012.
- Played in and started all 13 games as a redshirt freshman in 2011, given the Moss Award, given to the most outstanding ISU newcomer.
- Redshirted as a true freshman in 2010
- Father played football at St. Cloud State.
- 3-sport HS athlete, lettering in football, track and field and basketball.
- 3-year letter winner on the gridiron and a team captain at Washington HS in Sioux Falls, S.D.
- Helped the Warriors to 3-consecutive state championship appearances, earning 1 state title.

#15 Isaac Fruechte // WR // Minnesota //

6-3, 202 // Caledonia, MN // Rookie

- Joins CB Marcus Sherels, WR Adam Thielen and T Carter Bykowski as Minnesota natives on the roster.
- Signed with the Vikings after being invited to the club's rookie mini camp as a college tryout.
- A member of the 2007 and 2008 Class AA State Champion football teams at Caledonia HS, titles won at the Metrodome.
- Played freshman season at Rochester Community and Technical College, tallied 805 yards on 30 receptions, including 9 TDs.
- Started 18 of 38 games played for the Gophers during 3-year playing career.
- Recorded 18 receptions for 292 yards and a TD as a senior at Minnesota.
- Named the Gophers Wide Receiver of the Year following the 2014 campaign.
- Had career-high 105 yards receiving at Illinois as a senior.
- Avid outdoorsman, enjoys hunting, fishing and golfing in free time.
- Has 2 sisters, an older and a younger, both competed in volleyball collegiately.

#41 Anthony Harris // S // Virginia //

6-1, 192 // Chesterfield, VA // Rookie

- Started 35 of the 49 games he played at UVA, ending his career 10th in school history with 11 INTs.
- Majored in sociology, earning degree in December 2014.
- Named 1st-Team All-ACC by coaches and media and 2nd-Team Walter Camp All-America as a junior when he had career-best 8 INTs, the most by a Cavalier since Ronde Barber in 1994.

- Named 3rd-Team All-ACC as a senior and notched career-high 108 tackles along with 2 INTs and a sack.

- Snared an INT in school-record 5 straight games as a junior.
- Worked under Vikings strength and conditioning coach Evan Marcus, who held the same position at Virginia before coming to the Vikings in 2014.
- Ended collegiate career with 289 tackles, 145 of those solo, 11 INTs, 6.0 tackles for loss, 2.0 sacks, 2 FFs and 19 passes defended.
- Standout DB and QB at L.C. Bird High School in Chesterfield, VA, alma mater of former Vikings RB Doug Chapman.

#6 Taylor Heinicke // QB // Old Dominion //

6-1, 210 // Suwanee, GA // Rookie

- Started 44 of his 46 games at ODU, helping Monarchs transition from FCS to FBS affiliation.
- Named Walter Payton Award winner as a sophomore, recognizing the FCS Player of the Year as well as earning Associated Press and Walter Camp All-America honors.
- Ended college career ranked 4th in FBS history with 132 TD passes and 6th in FBS history with 14,959 passing yards while rushing for 22 TDs and played in East-West Shrine Game collegiate all-star game.
- As a sophomore, led nation with 5,076 passing yards and 44 TD passes along with 11 rushing TDs. Posted 9 games with 300+ passing yards and 5 with 400+.
- Named Old Spice Player of the Year in Georgia as a senior, guiding Collins Hill to the state semi-finals and went on to be MVP of the Georgia North/South All-Star Game.
- Majored in mechanical engineering at Old Dominion.
- Late father, Brett, was a collegiate golfer at Hawaii.

#9 Jordan Leslie // WR // Brigham Young //

6-2, 204 // Tomball, TX // Rookie

- Transferred to BYU for senior season after beginning collegiate career at UTEP, starting all 13 games in 2014 for the Cougars.
- Ended college career with 180 receptions for 2,794 yards (15.5 ypc) and 21 TDs.
- Ranked 2nd at BYU with 779 yards on career-high 55 catches with 6 TDs in his lone season in 2014.
- Led UTEP in 2013 with 44 catches, 612 yards and 7 TDs en route to Honorable Mention All-Conference USA honors.
- Had career-best 973 yards in 2012 for UTEP.
- Had 155 yards and 2 TDs on 5 catches in regular season finale for BYU at California.
- Earned degree in electrical engineering from UTEP prior to playing his season at BYU, where he enrolled in graduate coursework.
- Crew up in Houston, TX and attended Tomball High, earning All-State honors in football and excelling in basketball and track.

#8 Gavin Lutman // WR // Pittsburg State //

6-4, 211// Peculiar, MO // Rookie

- Capped collegiate career with 2nd-Team Division II All-America honors from Don Hansen Football Committee, All-Super Region III recognition and 1st-Team All-Missouri Intercollegiate Athletic Conference honors for the MIAA Co-Champion Gorillas.
- Led team as a senior in 2014 with 70 catches for 1,196 yards (17.1 ypc) and 13 TDs.
- Ended Pitt State career with 130 receptions for 2,068 yards (15.9 ypc) and 18 TDs.
- Set school and Missouri Intercollegiate Athletic Association

single-game record with 10 catches for 268 yards and 4 TDs against Emporia State (10/11/14).

•Helped Gorillas advance to the 2nd round of the NCAA Division II playoffs as a senior, playing last college game at Minnesota State's Blakeslee Field- the site of the annual Vikings training camp.

•Sat out 2011 season with medical redshirt when Gorillas won Division II National Championship.

•Teammates with Arizona Cardinals WR John Brown for 3 seasons at Pittsburg State.

•Honor roll student double majored in marketing and management, earning degree in December 2014.

•Named 1st-Team Missouri Class 5A All-State at Missouri's Raymore-Peculiar High in 2008.

#49 Blake Renaud // FB // Boise State //

6-1, 246 // Concord, CA // Rookie

•3-year letterwinner as a LB at Boise State appearing in 46 games, including 16 starts.

•Will transition to a full-time FB after playing LB in college.

•Recorded a career 120 tackles, 2.0 sacks, 8.0 TFLs, 3 passes defended and 2 FFs.

•Was a part of a deep LB rotation while at Boise State.

•Started a career best 10 games as a senior in 2014.

•Communications major at Boise State.

•3-year varsity letterwinner at football powerhouse De La Salle HS.

•Voted 1st-Team All-East Bay Athletic League as a junior and senior at LB.

•Concord, CA native.

#64 Crishon Rose // DT // East Carolina //

6-2, 304 // Forestville, MD // Rookie

•Joined Vikings as a rookie free agent on 6/9/15 during final OTA camp of the offseason and competed in mini camp.

•Regular starter for ECU as a junior and senior.

•Played final college game against Florida in Birmingham Bowl.

•Named All-Conference USA Honorable Mention as a junior.

•Played in 48 career games for the Pirates and cracked into starting lineup as a sophomore in 2012 with 5 starts.

•Shares alma mater with fellow Vikings DT Linval Joseph.

•Earned bachelor's degree in business management in spring 2014 and has a strong interest in music.

•Standout in football, wrestling and basketball at Bishop McNamara High in Washington, DC.

#64 Bob Vardaro // G // Boston College //

6-4, 310 // North Reading, MA // Rookie

•3-year starter at LG who appeared in 48 games while starting 44.

•Earned All-ACC 3rd-Team honors as a senior.

•Paved the way for QB Tyler Murphy to break the ACC single-season record for rushing yards by a QB (1,079) and BC's career QB rushing yards record.


•Helped anchor an offensive line that blocked for Heisman Memorial Trophy finalist RB Andre Williams as a junior in 2013.

•Economics major and the recipient of The Cote Family Football Scholarship.

•A native of North Reading, MA., prepped at Phillips Academy Andover.

•Earned NEPSAC All-New England Class A honors as senior.


•Participated in track and field throwing discus and shot put.



Justin Coleman



DaVaris Daniels



Tom Farniok



Isaac Fruechte




Anthony Harris




Taylor Heinicke



Jordan Leslie



Gavin Lutman



Blake Renaud



Crishon Rose



Bob Vardaro

2015 VIKINGS ROSTER

No.	Name	Pos	Ht	Wt	Birthdate	Exp	College	HS Hometown	Acquired
2	Donte Foster	WR	6-1	199	11/10/90	1	Ohio	Guthrie, OK	UDFA '14
3	Blair Walsh	K	5-10	170	1/8/90	4	Georgia	Boca Raton, FL	06 '12
4	Mike Kafka	QB	6-3	230	7/25/87	4	Northwestern	Chicago, IL	FA '15
5	Teddy Bridgewater	QB	6-2	215	11/10/92	2	Louisville	Miami, FL	01b '14
6	Taylor Heinicke	QB	6-1	210	3/15/93	R	Old Dominion	Suwanee, GA	UDFA '15
8	Gavin Lutman	WR	6-2	211	3/27/91	R	Pittsburg State	Peculiar, MO	UDFA '15
9	Jordan Leslie	WR	6-2	209	10/31/91	R	BYU	Tomball, TX	UDFA '15
11	Mike Wallace	WR	6-0	205	8/1/86	7	Mississippi	New Orleans, LA	T (Mia) '15
12	Charles Johnson	WR	6-2	217	2/27/89	3	Grand Valley State	Erlanger, KY	PS (Cle) '14
13	Shaun Hill	QB	6-3	230	1/9/80	14	Maryland	Parsons, KS	FA '15
14	Stefon Diggs	WR	6-0	191	11/29/93	R	Maryland	Gaithersburg, MD	05b '15
15	Isaac Fruechte	WR	6-3	210	3/7/91	R	Minnesota	Caledonia, MN	UDFA '15
16	DaVaris Daniels	WR	6-1	201	12/18/92	R	Notre Dame	Vernon Hills, IL	UDFA '15
17	Jarius Wright	WR	5-10	191	11/25/89	4	Arkansas	Warren, AR	04a '12
18	Jeff Locke	P	6-0	195	9/27/89	3	UCLA	Glendale, AZ	05 '13
19	Adam Thielen	WR	6-2	200	8/22/90	2	Minnesota State	Detroit Lakes, MN	UDFA '13
20	Djuan Harris	RB	5-7	206	9/3/88	5	Troy	Brookville, FL	FA '15
21	Josh Robinson	CB	5-10	199	1/8/91	4	Central Florida	Sunrise, FL	03 '12
22	Harrison Smith	S	6-2	214	2/2/89	4	Notre Dame	Knoxville, TN	01b '12
23	Joe Banyard	RB	5-10	221	11/12/88	3	Texas-El Paso	Sweetwater, TX	PS '12
24	Captain Munnerlyn	CB	5-9	195	4/10/88	7	South Carolina	Mobile, AL	FA '14
25	Jabari Price	CB	5-11	200	8/31/92	2	North Carolina	Pompano Beach, FL	07c '14
26	Trae Wayne	CB	6-0	190	7/25/92	R	Michigan State	Kenosha, WI	01 '15
27	Shaun Prater	CB	5-10	190	10/27/89	4	Iowa	Omaha, NE	W (Phi) '13
28	Adrian Peterson	RB	6-1	220	3/21/85	9	Oklahoma	Palestine, TX	01 '07
29	Kavir Rhodes	CB	6-1	218	6/19/90	3	Florida State	Miami, FL	01b '13
30	Terence Newman	CB	5-10	197	9/4/78	13	Kansas State	Salina, KS	FA '15
31	Jerick McKinnon	RB	5-9	205	5/3/92	2	Georgia Southern	Marietta, GA	03b '14
32	Antone Exum Jr.	S	6-0	219	2/27/91	2	Virginia Tech	Glen Allen, VA	06a '14
34	Andrew Sendejo	S	6-1	210	9/9/87	5	Rice	San Antonio, TX	FA '11
35	Marcus Sherels	CB	5-10	175	9/30/87	5	Minnesota	Rochester, MN	FA '10
36	Robert Blanton	S	6-1	200	9/7/89	4	Notre Dame	Matthews, N.C.	05 '12
37	DeMarcus Van Dyke	CB	6-1	185	1/17/89	4	Miami	Miami, FL	FA '15
38	Justin Coleman	CB	5-11	185	3/27/93	R	Tennessee	Brunswick, GA	UDFA '15
39	Jalil Carter	CB	6-2	205	7/18/89	1	Akron	Toledo, OH	FA '15
40	Edmond Robinson	LB	6-3	245	2/23/92	R	Newberry	Wadmalaw Island, SC	07b '15
41	Anthony Harris	S	6-1	192	10/9/91	R	Virginia	Chesterfield, VA	UDFA '15
43	Dominique Williams	RB	5-9	205	9/2/90	1	Wagner	Bridgeton, NJ	UDFA '14
44	Matt Asiata	RB	6-0	219	7/24/87	4	Utah	Santa Ana, CA	FA '12
45	Brian Peters	LB	6-3	235	10/31/88	1	Northwestern	Pickerington, OH	UDFA '15
46	Cullen Loeffler	LS	6-5	247	1/27/81	12	Texas	Hunt, TX	UDFA '04
47	Kevin McDermott	LS	6-5	240	1/12/90	3	UCLA	Nashville, TN	FA '15
48	Zach Line	FB	6-1	233	4/26/90	3	SMU	Oxford, MI	UDFA '13
49	Blake Renaud	FB	6-1	252	10/6/92	R	Boise State	Concord, CA	UDFA '15
50	Gerald Hodges	LB	6-2	236	1/17/91	3	Penn State	Paulsboro, NJ	04 '13
51	Josh Kaddu	LB	6-3	245	3/12/90	4	Oregon	Vacaville, CA	PS '14
52	Chad Greenway	LB	6-3	237	1/12/83	10	Iowa	Mt. Vernon, SD	01 '06
54	Eric Kendricks	LB	6-0	232	2/29/92	R	UCLA	Fresno, CA	02 '15
55	Anthony Barr	LB	6-5	255	3/18/92	2	UCLA	San Pedro, CA	01a '14
56	Michael Mauti	LB	6-2	243	1/19/90	3	Penn State	Mandeville, LA	07a '13
57	Audie Cole	LB	6-5	248	6/1/89	4	NC State	Monroe, MI	07a '12
58	Brandon Watts	LB	6-2	231	1/21/91	2	Georgia Tech	Tennille, GA	07b '14
59	Casey Matthews	LB	6-1	242	1/16/89	5	Oregon	Westlake Village, CA	UDFA '15
60	Carter Bykowski	T	6-7	313	7/25/90	2	Iowa State	Eden Prairie, MN	PS (SF) '14
61	Joe Berger	C	6-5	305	5/25/82	11	Michigan Tech	Newaygo, MI	FA '11
62	Chigbo Anunoby	DT	6-5	320	1/4/89	2	Morehouse	London, England	FA '15
63	Tom Farniok	C	6-3	301	8/31/91	R	Iowa State	Sioux Falls, SD	UDFA '15
64	Brandon Fusco	G	6-4	306	7/26/88	5	Slippery Rock	Cranberry Township, PA	06c '11
64	Chrison Rose	DT	6-2	304	3/13/91	R	East Carolina	Forestville, MD	UDFA '15
64	Bob Vardaro	G	6-4	317	11/26/91	R	Boston College	North Reading, MA	UDFA '15
65	John Sullivan	C	6-4	310	8/8/85	8	Notre Dame	Old Greenwich, CT	06a '08
66	David Yankey	G	6-6	320	1/18/92	2	Stanford	Roswell, GA	05 '14
67	Zac Kerin	C	6-5	305	8/13/91	1	Toledo	Lewis Center, OH	UDFA '14
68	TJ Clemmings	T	6-5	309	11/18/91	R	Pittsburgh	Teaneck, NJ	04 '15
69	Babatunde Aiyegbusi	T	6-9	345	5/26/88	1	N/A	Olesnica, Poland	UDFA '15
71	Phil Loadholt	T	6-8	345	1/21/86	7	Oklahoma	Fountain, CO	02 '09
72	Tyrus Thompson	T	6-5	330	11/17/91	R	Oklahoma	Pluferville, TX	06a '15
73	Sharif Floyd	DT	6-3	311	5/28/91	3	Florida	Philadelphia, PA	01a '13
74	Austin Shepherd	G	6-4	327	5/28/92	R	Alabama	Buford, GA	07a '15
75	Matt Kalil	T	6-7	317	7/6/89	4	Southern California	Corona, CA	01a '12
76	Isame Fajiane	G	6-4	302	5/11/91	1	Florida International	Sidel, LA	UDFA '14
78	Leon Mackey	DE	6-5	260	2/28/89	1	Texas Tech	Wilmington, DE	UDFA '15
79	Mike Harris	T	6-5	338	12/5/88	4	UCLA	Duarte, CA	W (SD) '14
81	Brandon Bostick	TE	6-3	250	5/3/89	3	Newberry	Florence, S.C.	W (CB) '15
82	Kyle Rudolph	TE	6-6	265	11/9/89	5	Notre Dame	Cincinnati, OH	02 '11
83	MyCole Pruitt	TE	6-2	258	3/24/92	R	Southern Illinois	St. Louis, MO	05a '15
84	Cordarrelle Patterson	WR	6-2	220	3/17/91	3	Tennessee	Rockhill, S.C.	01c '13
85	Rhett Ellison	TE	6-5	250	10/3/88	4	Southern California	Portola Valley, CA	04b '12
86	Chase Ford	TE	6-6	265	7/19/90	3	Miami	Corigan, TX	PS '12
90	B.J. Dubose	DE	6-4	284	1/19/92	R	Louisville	Oakland Park, FL	06b '15
91	Caesar Rayford	DE	6-7	272	3/4/86	2	Washington	Spanaway, WA	FA '15
92	Tom Johnson	DT	6-3	288	8/30/84	5	Southern Mississippi	Miss Point, MS	FA '14
93	Shamar Stephen	DT	6-5	310	2/25/91	2	Connecticut	Westbury, NY	07a '14
94	Justin Trattout	DE	6-4	258	8/28/88	4	Florida	Ramsey, NJ	FA '13
95	Scott Crichton	DE	6-3	273	10/30/91	2	Oregon State	Tacoma, WA	03a '14
96	Brian Robison	DE	6-3	259	4/27/83	9	Texas	Splendora, TX	04 '07
97	Everson Griffen	DE	6-3	273	12/22/87	6	Southern California	Avondale, AZ	04 '10
98	Linval Joseph	DT	6-4	329	10/10/88	6	East Carolina	Gainesville, FL	FA '14
99	Danielle Hunter	DE	6-5	252	10/29/94	R	LSU	Katy, TX	03 '15

KICKOFF
EXECUTIVES
COACHES
STAFF
PLAYERS
ROOKIES
2014 SEASON
RECORDS
PLAYOFF RECORDS
HISTORY
EXTRA POINTS



usbankstadium

PROUD TO INVEST IN THE
FUTURE OF MINNESOTA

Introducing U.S. Bank Stadium – the new home of the Minnesota Vikings that will be the epicenter of excitement, opportunity and Minnesota pride. At U.S. Bank, we invest in opportunities that help make this community a great place to live, work and play. As the Twin Cities' hometown bank, we are proud to put our name on U.S. Bank Stadium and support the state of Minnesota – it's our home, your home and the home of the Minnesota Vikings.



*Official Bank of
the Minnesota Vikings*



EQUAL HOUSING
LENDER

Deposit Products offered by U.S. Bank National Association. Member FDIC



2014 SEASON

2014 REGULAR SEASON STATISTICS

WON 7, LOST 9

9/7 W, 34-6 at St. Louis	55, 319
9/14 L, 30-7 vs. New England	52, 350
9/21 L, 20-9 vs. New Orleans	73, 005
9/28 W, 41-28 vs. Atlanta	52, 173
10/2 L, 42-10 at Green Bay	78, 054
10/12 L, 17-3 vs. Detroit	52, 213
10/19 L, 17-16 at Buffalo	68, 477
10/26 W, 19-13 at Tampa Bay (OT)	56, 577
11/2 W, 29-26 vs. Washington	52, 252
11/16 L, 21-13 at Chicago	61, 792
11/23 L, 24-21 vs. Green Bay	52, 386
11/30 W, 31-13 vs. Carolina	52, 016
12/7 W, 30-24 vs. New York Jets (OT)	52, 152
12/14 L, 16-14 at Detroit	62, 490
12/21 L, 37-35 at Miami	66, 203
12/28 W, 13-9 vs. Chicago	52, 364

		MINN	OPP
TOTAL FIRST DOWNS	288	321
RUSHING	90	100
PASSING	171	189
PENALTY	27	32
3RD DOWN: MADE/ATT	82/211	90/217
3RD DOWN PCT.	38.9%	41.5%
4TH DOWN: MADE/ATT	6/12	9/14
4TH DOWN PCT.	50.0%	64.3%
POSSESSION AVG.	28:43	31:17
TOTAL NET YARDS	5,048	5,515
AVG. PER GAME	315.5	344.7
TOTAL PLAYS	981	1,025
AVG. PER PLAY	5.1	5.4
NET YARDS RUSHING	1,804	1,943
AVG. PER GAME	112.8	121.4
TOTAL RUSHES	413	450
NET YARDS PASSING	3,244	3,572
AVG. PER GAME	202.8	223.3
SACKED/YARDS LOST	51/322	41/217
GROSS YARDS	3566	3,789
ATTEMPTS/COMPLETIONS	517/322	534/353
COMPLETION PCT.	62.3%	66.1%
HAD INTERCEPTED	18	13
PUNTS/AVERAGE	76/43.7	76/43.7
NET PUNTING AVG.	38.7	38.4
PENALTIES/YARDS	100/83	112/93.8
FUMBLES/BALL LOST	11/2	20/6
TOUCHDOWNS	35	38
RUSHING	12	10
PASSING	17	26
RETURNS	6	2

SCORE BY PERIODS	Q1	Q2	Q3	Q4	OT	PTS
Vikings	82	94	37	100	12	325
Opponents	76	102	70	95	0	343

SCORING	TD	Ru	Pa	Rt	K-PAT	FG	2Pt	PTS
B.Walsh	0	0	0	0	29/29	26/35	0	107
M.Asiaata	10	9	1	0	0/0	0/0	2	64
G.Jennings	6	0	6	0	0/0	0/0	0	36
C.Johnson	2	0	2	0	0/0	0/0	1	14
C.Patterson	2	1	1	0	0/0	0/0	0	12
A.Thielen	2	0	1	1	0/0	0/0	0	12
K.Rudolph	2	0	2	0	0/0	0/0	0	12
J.Wright	2	0	2	0	0/0	0/0	0	12
R.Ellison	1	0	1	0	0/0	0/0	1	8
H.Smith	1	0	0	1	0/0	0/0	0	6
G.Hodges	1	0	0	1	0/0	0/0	0	6
T.Bridgewater	1	1	0	0	0/0	0/0	0	6
A.Barr	1	0	0	1	0/0	0/0	0	6
C.Ford	1	0	1	0	0/0	0/0	0	6
J.Felton	1	0	0	1	0/0	0/0	0	6
E.Griffin	1	0	0	1	0/0	0/0	0	6
C.Ponder	1	1	0	0	0/0	0/0	0	6
TEAM	35	12	17	6	29/29	26/35	4	325
OPPONENTS	30	26	2	6	36/37	25/31	4	343

2-Pt. Conversions: Team 4/4, Opponents: 0/1

Sacks: E.Griffin 12.0, T.Johnson 6.5, S.Floyd 4.5, B.Robison 4.5, A.Barr 4.0, L.Joseph 3.0, H.Smith 3.0, J.Brinkley 1.0, C.Greenway 1.0, C.Wootton 1.0, G.Hodges 0.5
 Team: 41.0, Opponents: 51.0

RUSHING	No.	Yds	Avg	Long	TD
M.Asiaata	164	570	3.5	19	9
J.McKinnon	113	538	4.8	55	0
T.Bridgewater	47	209	4.4	16	1
C.Patterson	10	117	11.7	67	1
J.Banyard	21	88	4.2	16	0
A.Peterson	21	75	3.6	17	0
J.Wright	5	71	14.2	27	0
A.Sendejo	1	48	48.0	48	0
B.Tate	13	38	2.9	9	0
J.Felton	4	27	6.8	21	0
M.Cassel	9	18	2.0	13	0
C.Ponder	4	16	4.0	8	1
C.Johnson	1	-11	-11.0	-11	0
TEAM	413	1,804	4.4	67T	12
OPPONENTS	450	1,943	4.3	53	10

RECEIVING	No.	Yds	Avg	Long	TD
G.Jennings	59	742	12.6	38	6
M.Asiaata	44	312	7.1	41	1
J.Wright	42	588	14.0	87	2
C.Patterson	33	384	11.6	28	1
C.Johnson	31	475	15.3	56	2
J.McKinnon	27	135	5.0	17	0
K.Rudolph	24	231	9.6	23	2
C.Ford	23	258	11.2	22	1
R.Ellison	19	208	10.9	40	1
J.Banyard	9	62	6.9	12	0
A.Thielen	8	137	17.1	44	1
A.Peterson	2	18	9.0	9	0
M.Gray	1	16	16.0	16	0
TEAM	322	3,566	11.1	87T	17
OPPONENTS	353	3,789	10.7	66T	26

INTERCEPTIONS	No.	Yds	Avg	Long	TD
H.Smith	5	150	30.0	81	1
J.Robinson	3	22	7.3	23	0
C.Munnerlyn	2	1	0.5	1	0
G.Hodges	1	27	27.0	27	1
R.Blanton	1	1	1.0	1	0
X.Rhodes	0	0	0.0	0	0
TEAM	13	201	15.5	81T	2
OPPONENTS	18	241	13.4	60	1

PUNTING	No.	Yds	Avg	Net	TB	In	Lg	B
J.Locke	75	3318	44.2	38.7	6	21	62	1
TEAM	76	3318	43.7	38.7	6	21	62	1
OPPONENTS	77	3325	43.2	37.8	4	27	69	0

PUNT RETURNS	Ret	FC	Yds	Avg	Long	TD
M.Sherels	27	26	297	11.0	35	0
TEAM	27	26	297	11.0	35	0
OPPONENTS	39	19	255	6.5	34	0

KICKOFF RETURNS	No.	Yds	Avg	Long	TD
C.Patterson	34	871	25.6	51	0
M.Sherels	4	110	27.5	46	0
M.Asiaata	4	47	11.8	16	0
J.Felton	3	36	12.0	14	0
A.Thielen	2	33	16.5	21	0
R.Ellison	2	23	11.5	14	0
J.Trattou	2	19	9.5	13	0
M.Gray	1	14	14.0	14	0
C.Ford	1	12	12.0	12	0
J.Banyard	1	8	8.0	8	0
TEAM	54	1,173	21.7	51	0
OPPONENTS	28	579	20.7	67	0

FIELD GOALS	1-19	20-29	30-39	40-49	50+
B.Walsh	2/2	4/5	8/10	7/9	5/9
VIKINGS	2/2	4/5	8/10	7/9	5/9
OPPONENTS	0/0	6/6	9/9	7/10	3/6

Walsh: (52, 46), (48B), (25, 30, 40), (18, 41, 55, 33, 48 WL), (26), (40), (40, 55, 33), (56WL, 46, 38), (), (50, 38WR, 26), (39, 51), (39), (39WR, 20), (56SH, 53WR, 26B, 68SH), (18, 33), (37, 44)
 Opponents: (50WL, 56G, 46C), (48C, 47G, 27G), (), (), (), (50WL, 52G, 44LU), (31C), (54C, 45C), (36G, 26G), (47WR), (48C), (30G, 35C), (36G, 33C, 22G, 24C, 44C), (29C, 30G, 33G), (56SH), (48C, 25G, 43WR, 35C)

Fumbles Lost: M. Asiaata 1, C. Patterson 1 Total: 2
 Opponent Fumble Recoveries: A. Barr 3, A. Exum, Jr. 1, R. Blanton 1, C. Munnerlyn 1 Total: 6

Passing	Att	Cmp	Yds	Cmp%	Yds/Att	TD	TD%	Int	Int%	Long	Sack	Lost	Rating
T.Bridgewater	402	259	2919	64.4%	7.3	14	3.5%	12	3.0%	87T	39/249	85.2	
M.Cassel	71	41	425	57.7%	6.0	3	4.2%	4	5.6%	28	6/39	65.8	
C.Ponder	44	22	222	50.0%	5.0	0	0.0%	2	4.5%	18	6/34	45.8	
TEAM	517	322	3566	62.3%	6.9	17	3.3%	18	3.5%	87T	51/322	79.2	
OPPONENTS	534	353	3789	66.1%	7.1	26	4.9%	13	2.4%	66T	41/217	92.8	

2014 REGULAR SEASON DEFENSIVE STATISTICS

	TKL	AST	COMB	SACK	TFL	QBH	INT	PD	FF	FR
H. Smith	82	38	120	3.0	4	3	5	9	1	0
C. Greenway	78	37	115	1.0	4	7	0	3	1	0
R. Blanton	76	35	111	0.0	0	1	1	4	0	1
A. Barr	72	27	99	4.0	4	13	0	3	2	3
J. Brinkley	63	22	85	1.0	2	2	0	0	1	0
E. Griffen	46	29	75	12.0	21	70	0	2	1	0
G. Hodges	53	20	73	0.5	4	3	1	7	0	0
L. Joseph	44	29	73	3.0	7	27	0	1	0	0
C. Munnerlyn	54	15	69	0.0	1	0	2	7	0	1
S. Floyd	27	28	55	4.5	11	43	0	1	0	0
X. Rhodes	43	10	53	0.0	3	0	1	18	0	0
S. Stephen	28	23	51	0.0	0	7	0	0	0	0
J. Robinson	36	11	47	0.0	0	0	3	13	0	0
T. Johnson	21	11	32	6.5	8	30	0	0	1	0
B. Robinson	18	10	28	4.5	7	45	0	3	0	0
C. Wootton	13	14	27	1.0	1	4	0	0	0	0
A. Sendejo	14	6	20	0.0	0	1	0	1	1	0
A. Cole	13	3	16	0.0	1	1	0	1	0	0
J. Price	6	0	6	0.0	0	0	0	0	0	0
A. Exum, Jr.	2	0	2	0.0	0	0	0	0	0	0
S. Crichton	1	1	2	0.0	1	3	0	0	0	0
J. Trattou	1	1	2	0.0	0	2	0	0	0	0
B. Watts	1	0	1	0.0	0	0	0	0	0	0
TOTALS	792	370	1,162	41.0	79	262	13	73	8	5

2014 REGULAR SEASON SPECIAL TEAMS STATISTICS

	SOLO	AST	COMB	FF	FR	BL
A. Sendejo	10	3	13	0	0	0
A. Cole	10	2	12	0	0	0
A. Thielen	8	4	12	0	0	1
M. Sherels	7	4	11	1	0	0
J. Price	6	1	7	0	0	0
R. Ellison	5	2	7	0	0	0
A. Exum Jr.	2	5	7	0	1	0
C. Loeffler	4	0	4	0	0	0
M. Mauti	3	1	4	0	0	0
M. Gray	3	0	3	0	0	0
J. Brinkley	3	0	3	0	0	1
G. Hodges	3	2	3	0	0	0
J. Banyard	2	0	2	0	0	0
S. Prater	1	1	2	0	0	0
J. Robinson	1	1	2	0	0	0
S. Crichton	1	1	2	0	0	0
C. Munnerlyn	1	0	1	0	0	0
H. Smith	1	0	1	0	0	0
J. Trattou	1	0	1	0	0	0
R. Blanton	1	0	1	0	0	0
M. Asiata	0	1	1	0	0	0
Z. Line	0	1	1	0	0	0
E. Griffen	0	0	0	0	0	1
TOTALS	86	53	139	2	2	0

INTERCEPTIONS

No.	Yds	Avg	Long	TD	
Smith, Harrison	5	150	30.0	81t	1
Robinson, Josh	3	22	7.3	23	0
Munnerlyn, Captain	2	1	0.5	1	0
Hodges, Gerald	1	27	27.0	27t	1
Blanton, Robert	1	1	1.0	1	0
Rhodes, Xavier	1	0	0.0	0	0
TOTALS	13	201	15.5	81t	2

SACKS

SACKS	YDS	
Griffen, Everson	12.0	43
Johnson, Tom	6.5	43
Floyd, Sharrif	4.5	26
Robison, Brian	4.5	12
Barr, Anthony	4.0	23
Smith, Harrison	3.0	22
Joseph, Linval	3.0	23
Greenway, Chad	1.0	10
Brinkley, Jasper	1.0	10
Wootton, Corey	1.0	3
Hodges, Gerald	0.5	2
TOTALS	41.0	217

QB HURRIES

	QBH
Griffen, Everson	70
Robison, Brian	45
Floyd, Sharrif	43
Johnson, Tom	30
Joseph, Linval	27
Barr, Anthony	13
Greenway, Chad	7
Stephen, Shamar	7
Wootton, Corey	4
Hodges, Gerald	3
Smith, Harrison	3
Crichton, Scott	3
Brinkley, Jasper	2
Trattou, Justin	2
Cole, Audie	1
Sendejo, Andrew	1
Blanton, Robert	1
TOTALS	262

TACKLES FOR LOSS

	TFL
Griffen, Everson	21
Floyd, Sharrif	11
Johnson, Tom	8
Robison, Brian	7
Joseph, Linval	7
Greenway, Chad	4
Barr, Anthony	4
Smith, Harrison	4
Hodges, Gerald	4
Rhodes, Xavier	3
Brinkley, Jasper	2
Cole, Audie	1
Munnerlyn, Captain	1
Wootton, Corey	1
Crichton, Scott	1
TOTALS	79

PASSES DEFENSED

	PD
Rhodes, Xavier	18
Robinson, Josh	13
Smith, Harrison	9
Munnerlyn, Captain	7
Hodges, Gerald	7
Blanton, Robert	4
Barr, Anthony	3
Greenway, Chad	3
Robison, Brian	3
Griffen, Everson	2
Sendejo, Andrew	1
Cole, Audie	1
Floyd, Sharrif	1
Joseph, Linval	1
TOTALS	73

2014 VIKINGS PARTICIPATION

P - played; S - started; DNP - did not play; IR - injured reserve; N - not with club; I - inactive; PS - Practice Squad; PUP-R - Reserve/Physically Unable to Perform; RE - Roster Exemption

DATE OPPONENT	9/7	9/14	9/21	9/28	10/2	10/12	10/19	10/26	11/2	11/16	11/23	11/30	12/7	12/14	12/21	12/28	2014 SEASON				CAREER	
	@STL	NE	@NO	ATL	@GB	DET	@BUF	WAS	@CHI	GB	CAR	NVJ	@DET	@MIA	CHI	GP	GS	DNP	IA	GP	GS	
ALLEN, RASHAUN	N	N	N	N	N	N	N	N	N	N	N	N	N	N	N	N	1	0	0	1	0	
ANDERSON, JUSTIN	N	N	N	N	N	N	N	N	N	N	N	N	N	N	N	N	2	0	0	2	0	
ASIATA, MATT	P	S	S	S	S	P	P	P	P	P	P	P	S	S	S	15	9	1	1	42	10	
BANYARD, JOE	PS	P	P	P	P	P	P	P	P	P	P	P	P	P	P	15	10	0	0	18	0	
BARR, ANTHONY	S	S	S	S	S	S	S	S	S	S	S	S	I	I	I	12	12	3	3	12	12	
BERGER, JOE	P	P	P	P	P	P	P	P	S	S	S	S	S	S	S	16	9	0	0	103	38	
BEIHELTHOMPSON, MCLEOD	N	N	N	PS	N	N	N	N	N	N	N	N	N	N	N	N	0	0	0	0	0	0
BLANTON, ROBERT	S	S	S	S	S	S	S	S	S	S	S	S	S	I	P	P	15	13	1	1	44	16
BRIDGEWATER, TEDDY	DNP	DNP	P	S	I	S	S	S	S	S	S	S	S	S	S	13	12	2	1	13	12	
BRINKLEY, JASPER	S	S	P	S	P	S	S	S	S	S	S	S	S	P	P	16	11	0	0	79	33	
BYKOWSKI, CARTER	N	N	N	N	N	N	N	N	N	N	N	N	N	I	I	3	0	0	3	0	0	
CASSEL, MATT	S	S	S	IR	IR	IR	IR	IR	IR	IR	IR	IR	IR	IR	IR	3	3	0	0	90	71	
COLE, AUDIE	P	P	P	P	P	P	P	P	P	P	P	P	P	P	P	16	1	0	0	34	6	
COLTER, KAIN	PS	PS	PS	PS	PS	PS	PS	PS	PS	PS	PS	PS	PS	PS	PS	0	0	0	0	0	0	
CRICHTON, SCOTT	P	I	I	I	I	I	I	I	I	I	I	I	I	I	I	8	8	8	8	8	0	
DECICCO, DOM	IR	IR	IR	IR	IR	IR	IR	IR	IR	IR	IR	IR	IR	IR	IR	0	0	0	0	20	0	
DEVILIN, PAT	N	N	N	N	N	N	N	N	N	PS	PS	PS	PS	PS	PS	0	0	0	0	0	0	
DIXON, AHMAD	DNP	N	N	N	N	N	N	N	N	N	N	N	PS	PS	I	I	2	0	0	0	0	0
DIKASSE, VLADIMIR	P	S	S	S	S	S	S	I	P	P	P	P	S	P	P	13	6	2	1	63	11	
ELLISON, RHETT	P	S	S	S	S	S	S	S	S	S	S	S	P	P	S	16	13	0	0	43	26	
EXUM JR., ANTOINE	P	P	P	P	P	P	P	P	I	P	P	P	P	P	P	15	15	1	0	15	0	
FACIANE, ISAME	PS	PS	PS	PS	PS	PS	PS	PS	PS	PS	PS	PS	PS	PS	PS	0	0	0	0	0	0	
FELTON, JEROME	S	P	S	P	P	S	P	S	P	P	P	P	P	P	P	16	3	0	0	101	38	
FLOYD, SHARRIF	S	S	P	S	S	S	S	S	S	S	I	P	P	I	S	14	11	2	2	30	12	
FORD, CHASE	PS	PS	PS	S	P	S	S	S	P	S	P	DNP	DNP	P	P	11	5	2	0	20	5	
FOSTER, DONTE	PS	PS	PS	PS	N	PS	PS	PS	PS	PS	PS	PS	PS	PS	PS	0	0	0	0	0	0	
FUSCO, BRANDON	S	S	S	IR	IR	IR	IR	IR	IR	IR	IR	IR	IR	IR	IR	3	3	0	0	37	34	
GRAY, MARQUEIS	I	P	P	P	P	P	P	P	P	I	N	N	N	N	N	8	8	2	2	20	20	
GREENWAY, CHAD	S	S	S	I	I	I	I	S	S	S	S	S	S	S	I	12	12	4	4	124	123	
GREENWOOD, CHRIS	PS	PS	PS	P	S	PS	PS	PS	PS	PS	PS	PS	PS	PS	N	4	4	0	0	13	13	
GRIFFEN, EVERSON	S	S	S	S	S	S	S	S	S	S	S	S	S	S	S	16	16	0	0	75	17	
HARNISH, CHANDLER	N	N	N	N	DNP	PS	PS	PS	PS	PS	PS	PS	PS	PS	N	1	1	1	1	0	0	
HARRIS, MIKE	DNP	DNP	DNP	P	P	P	P	P	P	I	P	S	S	S	S	12	5	3	1	32	17	
HODGES, GERALD	P	P	P	S	S	I	I	P	P	P	P	S	S	S	S	14	7	2	2	25	7	
JENNINGS, GREG	S	S	P	S	S	S	P	P	S	S	S	S	S	S	S	16	13	0	0	127	114	
JOHNSON, CHARLIE	S	S	S	S	S	S	S	S	S	S	S	S	S	I	I	14	14	1	1	124	115	
JOHNSON, CHARLES	N	N	I	I	P	P	DNP	P	P	S	S	S	S	S	S	11	6	1	2	11	6	
JOHNSON, TOM	P	P	S	P	P	P	P	P	P	P	P	P	P	P	P	16	2	0	0	56	2	
JOSEPH, LINVAL	S	S	S	S	S	S	S	S	S	S	S	S	S	S	S	16	16	0	0	69	62	
JONES, HENRY	N	N	N	N	N	N	N	N	N	N	N	N	N	N	I	1	0	0	1	0	0	
KADDU, JOSH	N	PS	PS	PS	PS	PS	PS	PS	PS	PS	PS	PS	PS	PS	P	1	0	0	0	6	0	
KALL, MATT	S	S	S	S	S	S	S	S	S	S	S	S	S	S	S	16	16	0	0	48	48	
KERIN, ZAC	PS	PS	PS	PS	PS	PS	PS	PS	PS	PS	PS	PS	PS	PS	PS	0	0	0	0	0	0	
LINE, ZACH	I	N	PS	PS	PS	I	I	I	I	I	I	I	I	I	I	1	11	11	11	4	1	
LOADHOLT, PHIL	S	S	S	S	S	S	S	S	S	S	IR	IR	IR	IR	IR	11	11	0	0	89	89	
LOCKE, JEFF	P	P	P	P	P	P	P	P	P	P	P	P	P	P	P	16	16	0	0	32	0	
LOEFFLER, CULLEN	P	P	P	P	P	P	P	P	P	P	P	P	P	P	P	16	16	0	0	171	0	
MAUTI, MICHAEL	I	I	P	P	P	P	P	P	P	P	I	P	IR	IR	IR	9	4	0	0	23	0	
MCCRAY, JORDAN	N	N	N	N	N	N	N	N	N	N	N	N	N	N	PS	PS	0	0	0	0	0	
MCKINNON, JERICK	P	P	P	P	S	S	S	S	S	S	I	IR	IR	IR	IR	11	6	1	1	11	6	
MUNNERLYN, CAPTAIN	S	S	S	S	S	S	S	S	S	S	S	S	S	S	S	16	16	0	0	93	66	
OTTEN, RYAN	N	N	N	PS	PS	PS	PS	PS	PS	PS	PS	PS	PS	PS	PS	0	0	0	0	0	0	
PATTERSON, CORDARRELLE	S	S	RE	S	RE	S	RE	S	P	P	P	P	P	P	P	16	7	0	0	32	13	
PETERSON, ADRIAN	S	I	RE	RE	RE	RE	RE	RE	RE	RE	RE	RE	SUS	SUS	SUS	1	1	1	1	104	97	
PONDER, CHRISTIAN	I	I	I	P	S	DNP	DNP	DNP	DNP	DNP	DNP	DNP	DNP	DNP	DNP	2	1	11	3	38	36	
PRATER, SHAUN	I	P	P	P	P	P	P	P	P	P	I	P	I	P	P	10	6	0	0	19	3	
PRICE, JABARI	P	P	P	P	P	P	P	P	P	P	P	P	P	P	P	14	2	0	0	14	0	
RAYMOND, MISTRAL	IR	IR	IR	IR	N	N	N	N	N	N	N	N	N	N	N	32	10	0	0	32	10	
RHODES, XAVIER	S	S	S	S	S	S	S	S	S	S	S	S	S	S	S	16	16	0	0	29	22	
RICHARDSON, ANTONIO	IR	IR	IR	IR	IR	IR	IR	IR	IR	IR	IR	IR	IR	IR	IR	0	0	0	0	0	0	
ROBINSON, JOSH	P	P	S	P	P	P	P	P	P	P	P	P	P	P	P	16	5	0	0	42	21	
ROBISON, BRIAN	S	S	S	S	S	S	S	S	S	S	S	S	S	S	S	16	16	0	0	126	70	
RUDOLPH, KYLE	S	S	S	I	I	I	I	I	I	P	S	S	S	S	I	9	8	7	7	48	40	
SAMUDA, JOSH	IR	IR	IR	IR	IR	IR	IR	IR	IR	IR	IR	IR	IR	IR	IR	16	0	0	0	16	0	
SANFORD, JAMARCA	IR	N	N	N	N	N	N	N	N	N	N	N	N	N	N	70	44	0	0	70	44	
SENDEJO, ANDREW	P	P	P	P	P	P	P	P	P	P	P	P	P	P	P	16	3	0	0	50	13	
SHERELS, MARCUS	P	P	P	P	P	P	P	P	P	P	P	P	P	P	P	16	16	0	0	65	7	
SIMPSON, JEROME	SUS	SUS	N	N	N	N	N	N	N	N	N	N	N	N	N	57	36	0	0	40	39	
SMITH, HARRISON	S	S	S	S	S	S	S	S	S	S	S	S	S	S	S	16	16	0	0	5	0	
SMITH, RODNEY	P	I	I	I	N	N	N	N	N	N	N	N	N	N	N	1	0	0	3	0	0	
STEPHEN, SHAMAR	P	P	P	P	P	P	P	P	P	P	P	P	P	P	P	16	3	0	0	16	3	
SULLIVAN, JOHN	S	S	S	S	S	S	S	S	S	S	S	S	S	S	S	16	16	0	0	109	93	
TATE III, BEN	N	N	N	N	N	N	N	N	N	N	DNP	P	P	DNP	N	3	2	0	0	51	15	
THIELER, ADAM	P	P	S	P	P	P	P	P	P	P	P	P	P	P	P	16	2	0	0	16	2	
TRATTOU, JUSTIN	PS	PS	PS	PS	PS	PS	PS	PS	PS	PS	PS	PS	PS	PS	PS	4	0	0	0	16	0	
WALSH, BLAIR	P	P	P	P	P	P	P	P	P	P	P	P	P	P	P	16	16	0	0	48	0	
WARREN, PIERRE	N	N	N	N	N	PS	PS	PS	PS	N	N	N	N	N	N	0	0	0	0	0	0	
WATTS, BRANDON	I	I	I	I	I	I	I	I	I	I	I	I	I	P	P	2	14	2	2	2	0	
WEBB, J'ARCUS	N	N	N	N	N	N	N	N	N	N	N	I	I	P	N	1	2	0	0	55	45	
WENTWORTH, AUSTIN	PS	PS	PS	DNP	I	I	I	P	I	P	I	P	P	P	P	7	1	5	0	7	0	
WILLIAMS, DOMINIQUE	N	N	N	N	N	N	N	N	N	N	PS	PS	PS	PS	PS	0	0	0	0	0	0	
WOOTTON, COREY	P	P	P	P	P	P	P	P	P	P	P	P	P	P	P	15	0	0	1	60	22	
WRIGHT, JARIUS	P	P	P	P	S	P	S	S	S	S	S	S	S	S	P	16	7	0	0	39	11	
YANKEY, DAVID	I	I	I	I	I	I	I	I	I	I	I	I	I	I	DNP	1	1	15	0	0	1	

2014 GAME-BY-GAME STARTERS

VIKINGS OFFENSE

	1	2	3	4	5	6	7	8	9	10	11	12	13	14	15	16
WR	Patterson	Patterson	Thielen	Patterson	Patterson	Patterson	Thielen	Patterson	Patterson	Wright	Johnson	Johnson	Johnson	Johnson	Johnson	Johnson
LG	Johnson	Johnson	Johnson	Johnson	Johnson	Johnson	Johnson	Johnson	Johnson	Johnson	Johnson	Johnson	Johnson	Johnson	Johnson	Johnson
C	Sullivan	Sullivan	Sullivan	Sullivan	Sullivan	Sullivan	Sullivan	Sullivan	Sullivan	Sullivan	Sullivan	Sullivan	Sullivan	Sullivan	Sullivan	Sullivan
RG	Fusco	Fusco	Fusco	Ducasse	Ducasse	Ducasse	Ducasse	Berger	Berger	Berger	Berger	Berger	Berger	Berger	Berger	Berger
TE	Loadholt	Loadholt	Loadholt	Loadholt	Loadholt	Loadholt	Loadholt	Loadholt	Loadholt	Loadholt	Loadholt	Loadholt	Loadholt	Loadholt	Loadholt	Loadholt
RT	Rudolph	Rudolph	Rudolph	Ellison	Ellison	Ellison	Ellison	Ellison	Ellison	Ellison	Rudolph	Rudolph	Rudolph	Rudolph	Rudolph	Rudolph
WR	Jennings	Jennings	--	Jennings	Jennings	Jennings	--	Jennings	Jennings	Jennings	Jennings	Jennings	Jennings	Jennings	Jennings	Jennings
QB	Cassel	Cassel	Cassel	Bridgewater	Ponder	Bridgewater	Bridgewater	Bridgewater	Bridgewater	Bridgewater	Bridgewater	Bridgewater	Bridgewater	Bridgewater	Bridgewater	Bridgewater
RB	Peterson	Asiata	Asiata	Asiata	Asiata	McKinnon	McKinnon	McKinnon	McKinnon	McKinnon	McKinnon	McKinnon	Asiata	Asiata	Asiata	Asiata
FB/S WR	Felton	--	Felton	--	--	--	Felton	--	--	--	--	--	--	--	--	--
3 WR	--	--	--	--	Wright	--	--	--	Wright	--	--	--	Wright	--	Wright	--
4 WR	--	--	--	--	--	--	--	--	--	--	--	--	--	--	--	--
2 TE	--	Ellison	Ellison	Ford	--	Ford	Ford	Ford	--	Ford	Ellison	--	--	--	--	Ellison
3 TE	--	--	--	--	--	--	--	--	--	--	--	--	--	--	--	--

VIKINGS DEFENSE

	1	2	3	4	5	6	7	8	9	10	11	12	13	14	15	16
LE	Robison	Robison	Robison	Robison	Robison	Robison	Robison	Robison	Robison	Robison	Robison	Robison	Robison	Robison	Robison	Robison
DT	Floyd	Floyd	Johnson	Floyd	Floyd	Floyd	Floyd	Floyd	Floyd	Floyd	Stephen	Stephen	Stephen	Johnson	Floyd	Floyd
NT	Joseph	Joseph	Joseph	Joseph	Joseph	Joseph	Joseph	Joseph	Joseph	Joseph	Joseph	Joseph	Joseph	Joseph	Joseph	Joseph
RE	Griffen	Griffen	Griffen	Griffen	Griffen	Griffen	Griffen	Griffen	Griffen	Griffen	Griffen	Griffen	Griffen	Griffen	Griffen	Griffen
WLB	Greenway	Greenway	Greenway	Greenway	Hodges	Hodges	Greenway	Greenway	Greenway	Greenway	Greenway	Greenway	Greenway	Greenway	Greenway	Greenway
MLB	Brinkley	Brinkley	--	Brinkley	--	Brinkley	Brinkley	Brinkley	Brinkley	Brinkley	--	--	Brinkley	--	--	Brinkley
SLB	Barr	Barr	Barr	Barr	Barr	Barr	Barr	Barr	Barr	Barr	Barr	Barr	Barr	Hodges	Hodges	Hodges
LCB	Mummerlyn	Mummerlyn	Mummerlyn	Mummerlyn	Mummerlyn	Mummerlyn	Mummerlyn	Mummerlyn	Mummerlyn	Mummerlyn	Mummerlyn	Mummerlyn	Mummerlyn	Mummerlyn	Mummerlyn	Mummerlyn
RCB	Rhodes	Rhodes	Rhodes	Rhodes	Rhodes	Rhodes	Rhodes	Rhodes	Rhodes	Rhodes	Rhodes	Rhodes	Rhodes	Rhodes	Rhodes	Rhodes
F5	Smith	Smith	Smith	Smith	Smith	Smith	Smith	Smith	Smith	Smith	Smith	Smith	Smith	Smith	Smith	Smith
SS	Blanton	Blanton	Blanton	Blanton	Blanton	Blanton	Blanton	Blanton	Blanton	Blanton	Blanton	Blanton	Blanton	Blanton	Blanton	Blanton
3 CB	--	--	Robinson	--	Robinson	--	--	--	--	--	Robinson	Robinson	--	Robinson	Robinson	--

THE LAST TIME... (PLAYOFF PERFORMANCES IN ITALICS)

BY THE VIKINGS	CATEGORY	BY AN OPPONENT
558 yards, vs. Atlanta, 9/28/14 <i>475 yards, at New Orleans, 1/24/10</i>	400 Yards Total Offense	512 yards, at Miami, 12/21/14 <i>518 yards, at N.Y. Giants, 1/14/01</i>
558 yards, vs. Atlanta, 9/28/14 <i>Has never happened</i>	500 Yards Total Offense	512 yards, at Miami, 12/21/14 <i>518 yards, at N.Y. Giants, 1/14/01</i>
Teddy Bridgewater, 315 yards, at Detroit, 12/14/14 <i>Brett Favre, 310 yards, at New Orleans, 1/24/10</i>	300 Yards Passing In A Game	Ryan Tannehill, 396 yards, at Miami, 12/21/14 <i>Donovan McNabb, 300 yards, vs. Philadelphia, 1/4/08</i>
Brett Favre, 446 yards, vs. Arizona, 11/7/10 <i>Jeff George, 424 yards, at St. Louis, 1/16/00</i>	400 Yards Passing In A Game	Drew Brees, 412 yards, vs. New Orleans, 12/18/11 <i>Has never happened</i>
Brett Favre, vs. New York Giants, 1/3/10 <i>Brett Favre, vs. Dallas, 1/17/10</i>	4 TD Passes In A Game	Ryan Tannehill, at Miami, 12/21/14 <i>Kerry Collins (5), at N.Y. Giants, 1/14/01</i>
Jerick McKinnon, 103 yards, at Buffalo, 10/19/14 <i>Adrian Peterson, 122 yards, at New Orleans, 1/24/10</i>	100 Yards Rushing In A Game	Eddie Lacy, 125 yards, vs. Green Bay, 11/23/14 <i>Terry Kirby, 120 yards, at San Francisco, 1/3/98</i>
Adrian Peterson, 211 yards, vs. Chicago 12/1/13 <i>Has never happened</i>	200 Yards Rushing In A Game	Walter Payton, 275 yards, at Chicago, 11/20/77 <i>Has never happened</i>
Matt Asiata, vs. Washington, 11/2/14 <i>Adrian Peterson, at New Orleans, 1/24/10</i>	3 TDs Rushing In A Game	Steven Jackson, vs. St. Louis, 12/31/06 <i>Has never happened</i>
Charles Johnson, 103 yards <i>Jarius Wright, 123 yards, vs. New York Jets, 12/7/14</i> <i>Bernard Berrian, 102 yards, at New Orleans, 1/24/10</i>	100 Yards Receiving In A Game	Charles Clay, 114 yards, at Miami, 12/21/14 <i>Ike Hilliard, 155 yards, at N.Y. Giants, 1/14/01</i>
Sidney Rice, 201 yards, vs. Baltimore, 10/18/09 <i>Anthony Carter, 227 yards, at S.F., 1/9/88</i>	200 Yards Receiving In A Game	Alshon Jeffrey, 249 yards, vs. Chicago, 12/1/13 <i>Has never happened</i>
Marcus Robinson (15, 15, 2), vs. Cleveland, 11/27/05 <i>Sidney Rice, (47, 16, 45), vs. Dallas, 1/17/10</i>	3 TD Catches In A Game	Jordan Cameron (19, 11, 7), vs. Cleveland, 9/22/13 <i>Has never happened</i>
Matt Asiata, vs. Washington, 11/2/14 (3 rushing) <i>Adrian Peterson, at New Orleans, 1/24/10 (3 rushing)</i>	3 TD In A Game By A Player	Marshawn Lynch, at Seattle, 11/17/13 (2 rushing, 1 receiving) <i>Mario Bates, vs. Arizona, 1/10/99 (3 rushing)</i>
Ahmad Rashad, vs. San Francisco, 9/2/79 (4 receiving) <i>Has never happened</i>	4 TD In A Game By A Player	Ryan Tannehill, at Miami, 12/21/14 (4 passing) <i>Has never happened</i>
Darren Sharper, at N.Y. Giants, 11/13/05 <i>Has never happened</i>	3 INTs In A Game By A Player	Deltha O'Neal, at Cincinnati, 9/18/05 <i>Has never happened</i>
Marcus Sherels, 86 yards, at N.Y. Giants, 10/21/13 <i>Anthony Carter, 84 yards, at New Orleans, 1/3/88</i>	Punt Returned For A TD	Micah Hyde, 93 yards, vs. Green Bay, 10/27/13 <i>Golden Richards, 63 yards, at Dallas, 12/30/73</i>
Cordarellle Patterson, 109 yards, vs. Green Bay, 10/27/13 <i>Has never happened</i>	Kickoff Returned For A TD	Jacoby Jones, 77 yards, at Baltimore, 12/8/13 <i>Tony Horne, 95 yards, at St. Louis, 1/16/00</i>
Gerald Hodges, 27 yards, vs. New York Jets, 12/7/14 <i>Reggie Rutland, 27 yards, at San Francisco, 1/9/88</i>	INT Returned For A TD	Vincent Rey, 24 yards, at Cincinnati, 12/22/13 <i>Asante Samuel, 44 yards, vs. Philadelphia, 1/4/08</i>
Anthony Barr, 27 yards, at Tampa Bay 10/26/14 <i>Nate Wright, 20 yards, vs. St. Louis, 12/21/74</i>	Fumble Returned For A TD	Nick Hayden, Recovered in End Zone, at Dallas, 11/3/13 <i>Kevin Minifiefield, 48 yards, vs. Chicago, 1/1/95</i>
Adam Thielen and Jasper Brinkley, vs. Carolina 11/30/14 <i>Scott Studwell, at L.A. Rams, 12/31/78</i>	Punt Blocked	Terrence Fede, at Miami, 12/21/14 <i>Spencer Tillman, at San Francisco, 1/6/90</i>
Adam Thielen, 30 yards and Everson Griffen 43 yards vs. Carolina (Blocked by Adam Thielen and Jasper Brinkley, respectively) <i>Terry Brown, recovered in end zone, vs. Pittsburgh 1/12/75 (Blocked by Matt Blair)</i>	Punt Blocked For TD	Garrett Wolfe, 17 yds, at Chicago, 10/19/08 <i>(Blocked by Craig Steltz)</i> <i>Doug Rogers recovered blocked kick in end zone, vs. Atlanta, 1/9/83 (Blocked by Paul Davis)</i>
Mike Merriweather, vs. L.A. Rams, 11/5/89 <i>Has never happened</i>	Punt Blocked For Safety	Kevin Miniefield, vs. Chicago, 10/28/96 <i>Has never happened</i>
Willis McGahee Tackled in End Zone by Jared Allen, vs. Denver, 12/4/11 <i>Ron Jaworski tackled in end zone by Doug Martin and Matt Blair, at Philadelphia, 1/3/81</i>	Safety Scored	Terrence Fede blocked punt out of end zone, at Miami, 12/21/14 <i>Fran Tarkenton tackled in end zone, vs. Pittsburgh, 1/12/75</i>
Kevin Williams, at Chicago, 11/25/12 <i>Matt Blair, at Philadelphia, 1/3/81</i>	Field Goal Blocked	Jason Jones at Detroit, 12/14/14 <i>at Green Bay, 1/9/05</i>
Antoine Winfield, 59 yards, at New Orleans, 10/6/08 <i>Bobby Bryant, 90 yards, vs. L.A. Rams, 12/26/76</i>	Blocked FG Returned For A TD	Chandler Jones, 58 yards, vs. New England, 9/14/14 <i>Has never happened</i>
Blair Walsh, at Dallas, 11/3/13 <i>Chuck Nelson, at San Francisco, 1/1/89</i>	PAT Missed (1 pt.)	Jason Hanson (kick aborted), at Detroit, 12/19/04 <i>Mike Cofer, at San Francisco, 1/6/90</i>
Everson Griffen, at New Orleans, 9/21/14 <i>Carl Eller, at Dallas, 1/1/78</i>	PAT Blocked	Remi Ayodele, at New Orleans, 9/9/10 <i>Has never happened</i>
Minnesota 50, Jacksonville 10, 12/20/98 <i>Has never happened</i>	50 Points Scored In A Game	San Francisco 51, Minnesota 7, 12/8/84 <i>Has never happened</i>
Minnesota 41, Atlanta 28, vs. Atlanta, 9/28/14 <i>Minnesota 41, Arizona 21, 1/10/99</i>	40 Points Scored In A Game	Green Bay 42, Minnesota 10, at Green Bay, 10/2/14 <i>N.Y. Giants 41, Minnesota 0, 1/14/01</i>
Minnesota 13, Detroit 0, 12/5/93 <i>Has never happened</i>	Shutout Scored	Green Bay 34, Minnesota 0, 11/11/07 <i>N.Y. Giants 41, Minnesota 0, 1/14/01</i>
Minnesota 30, New York Jets 24, 12/7/14 <i>Has never happened</i>	Overtime Victory	Detroit 26, Minnesota 23, 9/25/11 <i>New Orleans 31, Minnesota 28, 1/24/10</i>
Matt Asiata rush, at Miami, 12/21/14 <i>Leroy Hoard run, at St. Louis, 1/16/00</i>	Two-Point Conversion	Nick Foles pass to Riley Cooper, vs. Philadelphia, 12/15/13 <i>Has never happened</i>

2014 FINAL NFL STANDINGS

AMERICAN FOOTBALL CONFERENCE

Team	East				
	W	L	T	Pct.	PF PA
*-New England	12	4	0	.750	468 313
Buffalo	9	7	0	.563	343 289
Miami	8	8	0	.500	388 373
New York Jets	4	12	0	.250	283 401

Team	North				
	W	L	T	Pct.	PF PA
z-Pittsburgh	11	5	0	.688	436 368
y-Cincinnati	10	5	1	.656	365 344
y-Baltimore	10	6	0	.625	409 302
Cleveland	7	9	0	.438	299 337

Team	South				
	W	L	T	Pct.	PF PA
z-Indianapolis	11	5	0	.688	458 369
Houston	9	7	0	.563	372 307
Jacksonville	3	13	0	.188	249 412
Tennessee	2	14	0	.125	254 438

Team	West				
	W	L	T	Pct.	PF PA
z-Denver	12	4	0	.750	467 352
Kansas City	9	7	0	.563	353 281
San Diego	9	7	0	.563	348 348
Oakland	3	12	0	.188	253 452

NATIONAL FOOTBALL CONFERENCE

Team	East				
	W	L	T	Pct.	PF PA
z-Dallas	12	4	0	.750	467 352
Philadelphia	10	6	0	.625	474 400
New York Giants	6	10	0	.375	380 400
Washington	4	12	0	.250	301 438

Team	North				
	W	L	T	Pct.	PF PA
z-Green Bay	12	4	0	.750	486 348
y-Detroit	11	5	0	.688	321 282
Minnesota	7	9	0	.438	325 343
Chicago	5	11	0	.313	319 442

Team	South				
	W	L	T	Pct.	PF PA
z-Carolina	7	8	1	.469	339 374
New Orleans	7	9	0	.438	401 424
Atlanta	6	10	0	.375	381 417
Tampa Bay	2	14	0	.125	277 410

Team	West				
	W	L	T	Pct.	PF PA
*-Seattle	12	4	0	.750	394 254
y-Arizona	11	5	0	.688	310 299
San Francisco	8	8	0	.500	306 340
St. Louis	6	10	0	.375	324 354

x-Clinched Playoff
 y-Clinched Wild Card
 z-Clinched Division
 *-Clinched Division and Homefield Advantage

2014 NFL POSTSEASON

home team in CAPS

AFC Wild Card Playoffs

BALTIMORE 30, Pittsburgh 17
 INDIANAPOLIS 26, Cincinnati 10

AFC Divisional Playoffs

NEW ENGLAND 35, Baltimore 31
 Indianapolis 24, DENVER 13

AFC Championship Game

NEW ENGLAND 45, Indianapolis 7

NFC Wild Card Playoffs

CAROLINA 27, Arizona 16
 DALLAS 24, Detroit 20

NFC Divisional Playoffs

SEATTLE 31, Carolina 17
 GREEN BAY 26, Dallas 21

NFC Championship Game

SEATTLE 28, Green Bay 22

Super Bowl XLIX at University of Phoenix Stadium, Glendale, Arizona

New England 28, Seattle 24

Unconferenced Pro Bowl at University of Phoenix Stadium, Glendale, Arizona

Team Irvin 32, Team Carter 28



NFL TEAMS OF THE DECADES

****All-Decade Teams chosen by the Pro Football Hall of Fame****

1970s ALL-DECADE TEAM

OFFENSE

WR - Harold Carmichael
WR - Drew Pearson
WR - Lynn Swann
WR - Paul Warfield
TE - Dave Casper
TE - Charlie Sanders
T - Dan Dierdorf
T - Art Shell
T - Rayfield Wright

T-RON YARY

G - Joe DeLamielleure
G - John Hannah
G - Larry Little
G - Gene Upshaw
C - Jim Langer
C - Mike Webster
QB - Terry Bradshaw
QB - Ken Stabler
QB - Roger Staubach
RB - Earl Campbell
RB - Franco Harris
RB - Walter Payton
RB - O.J. Simpson

K - Garo Yepremian
K - Jim Bakken

DEFENSE

DE - CARL ELLER

DE - L.C. Greenwood
DE - Harvey Martin
DE - Jack Youngblood
DT - Joe Greene
DT - Bob Lilly
DT - Merlin Olsen

DT - ALAN PAGE

LB - Bobby Bell
LB - Robert Brazile
LB - Dick Butkus
LB - Jack Ham
LB - Ted Hendricks
LB - Jack Lambert
CB - Willie Brown
CB - Jimmy Johnson
CB - Roger Wehrli
CB - Louis Wright
S - Dick Anderson
S - Cliff Harris
S - Ken Houston
S - Larry Wilson

SPECIALISTS

P - Ray Guy

1980s ALL-DECADE TEAM

OFFENSE

WR - Jerry Rice
WR - Steve Largent
WR - James Lofton
WR - Art Monk
TE - Kellen Winslow
TE - Ozzie Newsome
T - Anthony Munoz
T - Jim Covert
T - **GARY ZIMMERMAN**

T - Joe Jacoby

G - John Hannah
G - Russ Grimm
G - Bill Fralic
G - Mike Munchak
C - Dwight Stephenson
C - Mike Webster
QB - Joe Montana
QB - Dan Fouts
RB - Walter Payton
RB - Eric Dickerson
RB - Roger Craig
RB - John Riggins

DEFENSE

DE - Reggie White
DE - Howie Long
DE - Lee Roy Selmon
DE - Bruce Smith
DT - Randy White
DT - Dan Hampton
DT - Dave Butz
DT - **KEITH MILLARD**

LB - Mike Singletary

LB - Lawrence Taylor
LB - Ted Hendricks
LB - Jack Lambert
LB - Andre Tippett
LB - John Anderson
LB - Carl Banks
CB - Mike Haynes
CB - Mel Blount
CB - Frank Minnifield
CB - Lester Hayes
S - Ronnie Lott
S - Kenny Easley
S - Deron Cherry
S - **JOE BROWNER**

S - Nolan Cromwell

SPECIALISTS

P - Sean Landeta
P - Reggie Roby
K - Morten Andersen
K - Gary Anderson
K - Eddie Murray
PR - Billy Johnson
PR - John Taylor
KR - Mike Nelms
KR - Rick Upchurch

1990s ALL-DECADE TEAM

OFFENSE

WR - **CRIS CARTER**
WR - Jerry Rice
WR - Tim Brown
WR - Michael Irvin
TE - Shannon Sharpe
TE - Ben Coates
T - William Roaf
T - **GARY ZIMMERMAN**

T - Tony Boselli

T - Richmond Webb
G - Bruce Matthews
G - **RANDALL McDANIEL**
G - Larry Allen
G - Steve Wisniewski
C - Dermontti Dawson
C - Mark Stepnoski
QB - John Elway
QB - Brett Favre
RB - Barry Sanders
RB - Emmitt Smith
RB - Terrell Davis
RB - Thurman Thomas

DEFENSE

DE - Bruce Smith
DE - Reggie White
DE - **CHRIS DOLEMAN**
DE - Neil Smith
DT - Cortez Kennedy
DT - **JOHN RANDLE**

DT - Warren Sapp

DT - Bryant Young
LB - Kevin Greene
LB - Junior Seau
LB - Derrick Thomas
LB - Cornelius Bennett
LB - Hardy Nickerson
LB - Levon Kirkland
CB - Deion Sanders
CB - Rod Woodson
CB - Darrell Green
CB - Aeneas Williams
S - Steve Atwater
S - LeRoy Butler
S - Carnell Lake
S - Ronnie Lott

SPECIALISTS

P - Darren Bennett
P - Sean Landeta
K - Morten Andersen
K - **GARY ANDERSON**
PR - Deion Sanders
PR - Mel Gray
KR - Michael Bates
KR - Mel Gray

2000s ALL-DECADE TEAM

OFFENSE

WR - **RANDY MOSS**
WR - Marvin Harrison
WR - Torry Holt
WR - Terrell Owens
TE - Tony Gonzalez
TE - Antonio Gates
T - Walter Jones
T - Jonathan Ogden
T - Orlando Pace
T - Willie Roaf

G - Alan Faneca

G - **STEVE HUTCHINSON**
G - Larry Allen
G - Will Shields
C - Kevin Mawae
C - Olin Kreutz
QB - Tom Brady
QB - Peyton Manning
RB - LaDainian Tomlinson
RB - Edgerin James
RB - Shaun Alexander
RB - Jamal Lewis
FB - Lorenzo Neal

DEFENSE

DE - Dwight Freeney
DE - Michael Strahan
DE - Julius Peppers
DE - Jason Taylor
DT - Warren Sapp
DT - Richard Seymour
DT - La'Roi Glover
DT - **KEVIN WILLIAMS**

LB - Derrick Brooks

LB - Ray Lewis
LB - Brian Urlacher
LB - Joey Porter
LB - Zach Thomas
LB - DeMarcus Ware
CB - Champ Bailey
CB - Charles Woodson
CB - Ronde Barber
CB - Ty Law
S - Ed Reed
S - Brian Dawkins
S - Troy Polamalu

S - DARREN SHARPER

SPECIALISTS

P - Shane Lechler
P - Brian Moorman
K - Adam Vinatieri
K - David Akers
PR - Dante Hall
PR - Devin Hester
KR - Josh Cribbs
KR - Dante Hall



RECORDS

ATTENDANCE RECORDS

TOTAL ATTENDANCE

Year	Home	Average	Away	Pre-Season	Post-Season	Total
1961.....	242,102 (7)	34,586	271,056 (7)	82,683 (5)	---	595,841
1962.....	226,535 (7)	32,362	267,674 (7)	103,588 (5)	---	597,797
1963.....	230,843 (7)	32,978	303,946 (7)	140,321 (5)	---	675,110
1964.....	274,026 (7)	39,147	341,973 (7)	110,438 (5)	---	726,437
1965.....	321,119 (7)	45,874	352,378 (7)	158,541 (5)	---	832,038
1966.....	315,837 (7)	45,120	331,515 (7)	241,728 (5)	---	889,080
1967.....	304,901 (7)	43,557	331,903 (7)	224,182 (5)	---	860,986
1968.....	328,072 (7)	46,867	359,484 (7)	155,591 (5)	83,199	926,346
1969.....	342,570 (7)	48,939	397,616 (7)	225,513 (6)	176,362	1,142,061
1970.....	335,300 (7)	47,900	360,221 (7)	285,659 (6)	46,050	1,027,230
1971.....	344,720 (7)	49,246	431,452 (7)	266,156 (6)	49,100	1,091,428
1972.....	344,720 (7)	49,245	407,582 (7)	281,687 (5)	---	1,033,989
1973.....	337,637 (7)	48,234	406,216 (7)	265,436 (5)	174,823	1,184,112
1974.....	337,523 (7)	48,217	436,717 (7)	227,435 (5)	173,027	1,174,702
1975.....	339,089 (7)	48,441	443,906 (7)	263,206 (6)	46,425	1,092,626
1976.....	325,745 (7)	46,535	404,705 (7)	259,551 (6)	197,850	1,187,851
1977.....	323,571 (7)	46,224	421,116 (7)	278,422 (6)	124,506	1,147,615
1978.....	353,497 (8)	44,187	472,664 (8)	178,682 (4)	69,631	1,074,474
1979.....	359,781 (8)	44,973	464,373 (8)	195,286 (4)	---	1,019,440
1980.....	367,259 (8)	45,907	428,831 (8)	168,436 (4)	68,434	1,032,960
1981.....	361,200 (8)	45,150	479,160 (8)	192,876 (4)	---	1,033,236
1982.....	285,824 (5)	57,165	241,213 (4)	264,271 (5)	115,153	906,461
1983.....	466,264 (8)	58,283	468,406 (8)	202,745 (4)	---	1,137,415
1984.....	444,399 (8)	55,534	456,682 (8)	193,303 (4)	---	1,094,384
1985.....	453,701 (8)	56,713	394,985 (8)	223,951 (4)	---	1,072,637
1986.....	463,555 (8)	57,944	396,168 (8)	221,757 (4)	---	1,081,480
1987.....	403,095 (8)	50,387	306,445 (7)	225,608 (4)	185,886	1,121,034
1988.....	463,181 (8)	57,898	462,499 (8)	177,631 (4)	119,514	1,222,825
1989.....	463,496 (8)	57,936	493,423 (8)	208,695 (4)	64,585	1,230,199
1990.....	452,064 (8)	56,508	506,596 (8)	200,023 (4)	---	1,158,683
1991.....	410,942 (8)	51,368	436,581 (8)	206,195 (4)	---	1,053,718
1992.....	453,214 (8)	56,652	454,059 (8)	186,365 (4)	57,353	1,150,991
1993.....	458,424 (8)	57,303	440,870 (8)	284,074 (5)	75,089	1,258,457
1994.....	474,744 (8)	59,343	506,678 (8)	247,114 (5)	60,347	1,288,883
1995.....	451,800 (8)	56,475	462,368 (8)	188,830 (4)	---	1,102,998
1996.....	449,940 (8)	56,243	404,460 (8)	161,990 (4)	64,682	1,081,072
1997.....	464,834 (8)	58,104	513,269 (8)	172,755 (5)	142,728	1,351,690
1998.....	510,741 (8)	63,843	491,291 (8)	241,802 (4)	127,820	1,371,654
1999.....	513,051 (8)	64,131	570,672 (8)	275,001 (4)	130,250	1,488,974
2000.....	513,322 (8)	64,165	515,910 (8)	222,150 (4)	143,191	1,394,573
2001.....	513,344 (8)	64,186	532,346 (8)	234,482 (4)	---	1,280,172
2002.....	512,517 (8)	64,065	533,211 (8)	230,466 (4)	---	1,276,194
2003.....	513,437 (8)	64,180	503,860 (8)	239,888 (4)	---	1,257,185
2004.....	512,969 (8)	64,121	532,986 (8)	248,439 (4)	138,799	1,433,193
2005.....	511,960 (8)	64,031	511,828 (8)	267,980 (4)	---	1,291,768
2006.....	509,743 (8)	63,718	565,622 (8)	244,647 (4)	---	1,320,012
2007.....	506,046 (8)	63,256	559,085 (8)	268,178 (4)	---	1,333,309
2008.....	506,136 (8)	63,267	517,640 (8)	256,001 (4)	61,746	1,341,523
2009.....	510,203 (8)	63,775	523,920 (8)	260,791 (4)	134,823	1,429,737
2010.....	470,009 (8)	58,751	559,788 (8)	237,411 (4)	---	1,267,208
2011.....	502,529 (8)	62,816	540,056 (8)	259,690 (4)	---	1,302,275
2012.....	485,802 (8)	60,725	533,900 (8)	253,799 (4)	71,548	1,345,049
2013.....	531,653 (8)	66,457	567,898 (8)	254,805 (4)	---	1,420,813
2014.....	417,906 (8)	52,238	522,517 (8)	246,100 (4)	---	1,186,523
Total.....	22,316,892 (412)	54,167	24,141,720 (410)	11,912,354 (243)	2,902,921	61,273,887

LARGEST CROWDS

HOME

Regular Season

83,518 vs. Pittsburgh, 9/29/13 (Game played in London at Wembley Stadium)

64,482 vs. Green Bay, 11/2/03

64,471 vs. Green Bay, 11/22/98

Postseason

64,060 vs. Atlanta, 1/17/99

64,056 vs. Dallas, 1/9/00

Preseason

63,845 vs. Tennessee, 8/23/02

63,804 vs. Indianapolis, 8/24/01

AWAY

Regular Season

90,608 vs. Washington, 9/11/06

85,360 vs. Dallas, 11/3/13

Postseason

103,438 vs. Oakland

(Super Bowl XI in Pasadena), 1/9/77

Preseason

84,236 vs. Atlanta (at Cleveland), 9/2/67

SMALLEST CROWDS

HOME

Regular Season

13,911 vs. Green Bay, 10/4/87 (Metrodome)

26,728 vs. LA Rams, 11/25/62

Postseason

44,626 vs. St. Louis, 12/21/74

57,353 vs. Washington, 1/2/93 (Metrodome)

Preseason

27,982 vs. LA Rams, 9/10/61

34,367 vs. San Diego, 8/3/96 (Metrodome)

AWAY

Regular Season

12,992 vs. Dallas 9/24/61

14,167 vs. Atlanta, 12/15/85

Postseason

22,961 vs. Dallas (at Miami), 1/5/69

54,593 vs. Washington, 1/15/83

Preseason

4,954 vs. Dallas (at Sioux Falls), 8/5/61

VIKINGS ALL-TIME LEADERS

RUSHING

Player	Yards	Att.	Avg.	Long	TD
1. Peterson, Adrian (2007-14).....	10,190	2,054	5.0	82t	86
2. Smith, Robert (1993-00).....	6,818	1,411	4.8	78t	32
3. Foreman, Chuck (1973-79).....	5,887	1,533	3.8	51	52
4. Brown, Bill (1962-74).....	5,757	1,627	3.5	48	52
5. Brown, Ted (1979-86).....	4,546	1,117	4.1	60	40
6. Osborn, Dave (1965-75).....	4,320	1,172	3.7	73	29
7. Nelson, Dallas (1982-89, '91-92).....	4,231	981	4.3	72	18
8. Mason, Tommy (1961-66).....	3,252	761	4.3	71	28
9. Bennett, Michael (2001-05).....	3,174	713	4.5	85t	12
10. Taylor, Chester (2006-09).....	2,797	655	4.3	95t	18

RECEIVING

Player	No.	Yards	Avg.	Long	TD
1. Carter, Cris (1990-01).....	1,004	12,383	12.3	78t	110
2. Moss, Randy (1998-04, '10).....	587	9,316	15.9	82t	92
3. Jordan, Steve (1982-94).....	498	6,307	12.7	68t	29
4. Carter, Anthony (1985-93).....	478	7,635	16.0	73t	52
5. Reed, Jake (1991-99, '01).....	413	6,433	15.6	82t	33
6. Rashad, Ahmad (1976-82).....	400	5,489	13.7	76t	34
7. White, Sammy (1976-86).....	393	6,400	16.3	69t	50
8. Brown, Ted (1979-86).....	339	2,850	8.4	67t	13
9. Foreman, Chuck (1973-79).....	336	3,057	9.1	66t	23
10. Young, Rickey (1978-83).....	292	2,255	7.6	48	14

RUSHING-RECEIVING YARDS

Player	Rushing	Receiving	Total
1. Carter, Cris (1990-01).....	24	12,383	12,407
2. Peterson, Adrian (2007-14).....	10,190	1,715	11,905
3. Moss, Randy (1998-04, '10).....	159	9,316	9,475
4. Foreman, Chuck (1973-79).....	5,879	3,057	8,936
5. Brown, Bill (1962-74).....	5,757	3,177	8,934

PASSER RATING (MINIMUM 1,500 ATTEMPTS)

Player	Att.	Cmp.	Pct.	Yards	TD	Int	Lg	Rtg
1. Culpepper, Daunte.....	2,607	1,678	64.4	20,162	135	86	82t	81.5 (1999-05)
2. Johnson, Brad.....	1,670	1,036	62.0	11,098	65	48	82t	82.5 (1992-98, 05-06)
3. Tarkenton, Fran.....	4,569	2,635	57.7	33,098	239	194	89t	80.1 (1961-66, 72-78)

SCORING

Player	TD	2 pt.	PAT	FG	Total
1. Cox, Fred (1963-77).....	-	-	519	282	1,365
2. Carter, Cris (1990-01).....	110	5	-	-	670
3. Longwell, Ryan (2006-11).....	-	-	228	135	633
4. Reveiz, Fuad (1990-95).....	-	-	199	133	598
5. Moss, Randy (1998-04, '10).....	93	3	-	-	564
6. Peterson, Adrian (2007-14).....	91	1	-	-	548
7. Anderson, Gary (1998-02).....	-	-	215	109	542
8. Brown, Bill (1962-74).....	76	-	-	-	456
9. Foreman, Chuck (1973-79).....	75	-	-	-	450
10. Walsh, Blair (2012-14).....	-	-	108	87	369

FIELD GOAL PCT. (MINIMUM 100 MADE)

Player	Att.	Made	Pct.	Long
1. Longwell, Ryan (2006-11).....	157	135	86.0	55
2. Anderson, Gary (1998-02).....	129	109	84.5	53
3. Reveiz, Fuad (1990-95).....	171	133	77.8	52

PUNTING AVERAGE (MINIMUM 250)

Player	No.	Net Avg.	Long	Bk.
1. Kluge, Chris (2005-12).....	623	37.2	70	1
2. Newsome, Harry (1990-93).....	308	35.1	84	2
3. Berger, Mitch (1996-01).....	386	35.0	75	2

BOLD - Active in 2014 for Vikings

INTERCEPTIONS

Player	No.	Yards	Avg.	Long	TD
1. Krause, Paul (1968-79).....	53	852	16.1	81	2
2. Bryant, Bobby (1967-80).....	51	749	14.7	46t	3
3. Sharrockman, Ed (1962-72).....	40	804	20.1	47t	3
4. Browner, Joey (1983-91).....	37	465	12.6	45	3
5. Wright, Nate (1971-80).....	32	272	8.5	44t	0
6. Lee, Carl (1983-93).....	29	350	12.1	58t	2
7t. Turner, John (1979-83, 85, 87).....	22	227	10.3	36	1
Thomas, Orlando (1995-01).....	22	225	10.2	45t	2
9. Winfield, Antoine (2004-12).....	21	227	10.8	56	2
10t. McMillian, Audray (1989-93).....	19	227	11.9	51t	3
Kassulke, Karl (1963-72).....	19	187	9.8	27	0

SACKS

Player	No.	Yards
1. Eller, Carl (1964-78).....	130.0	1,015
2. Marshall, Jim (1961-79).....	127.0	1,026
3. Randle, John (1990-00).....	114.0	722
4. Page, Alan (1967-78).....	108.0	797
5. Doleman, Chris (1985-93, 99).....	96.5	729

TACKLES (SPECIAL TEAMS AND DEFENSE)

Player	Solo	Asst.	Total
1. Studwell, Scott (1977-90).....	1,308	673	1,981
2. Blair, Matt (1974-85).....	986	466	1,452
3. Siemon, Jeff (1972-82).....	1,008	374	1,382
4. Chad Greenway (2007-14).....	806	413	1,219
5. Page, Alan (1967-78).....	868	252	1,120

PUNT RETURNS (MINIMUM 50 RETURNS)

Player	No.	Yards	Avg.	Long	TD
1. Sherels, Marcus (2010-14).....	114	1,196	10.5	86t	2
2. Moore, Mewelde (2004-07).....	74	768	10.4	71t	2
3. Palmer, David (1994-00).....	162	1,610	9.9	74t	2
4. Butler, Bill (1962-64).....	55	545	9.9	60t	1
5. Lewis, Leo (1981-91).....	194	1,812	9.3	78t	1

KICKOFF RETURNS (MINIMUM 50 RETURNS)

Player	No.	Yards	Avg.	Long	TD
1. Patterson, Cordarrelle (2013-14).....	77	2,264	29.4	109t	2
2. Harvin, Percy (2009-12).....	114	3,183	27.9	105t	5
3. West, Charlie (1968-73).....	78	1,991	25.5	82	0
4. Rhymes, Buster (1985-87).....	62	1,558	25.1	88	0
5. Jones, Clinton (1967-72).....	89	2,209	24.8	96t	1

COMBINED YARDAGE

Player	Total	Rush	Rec.	Int.	Punt	Ret.	Kick	Fum.
1. Carter, Cris (1990-01).....	12,410	24	12,383	-	-	-	-	3
2. Peterson, Adrian (2007-14).....	12,333	10,190	1,715	-	-	-	428	-
3. Nelson, Darrin (1982-89, 91-92).....	10,365	4,231	2,202	-	313	3,619	-	-
4. Moss, Randy (1998-04, '10).....	9,670	159	9,316	-	162	33	-	-
5. Brown, Bill (1962-74).....	9,237	5,757	3,177	-	0	303	-	-

VIKINGS SINGLE SEASON LEADERS

RUSHING

Player	Yards	Att.	Avg.	Long	TD
1. Peterson, Adrian (2012)	2,097	348	6.0	82t	12
2. Peterson, Adrian (2008)	1,760	363	4.8	67t	10
3. Smith, Robert (2000)	1,521	295	5.1	72t	7
4. Peterson, Adrian (2009)	1,383	314	4.4	64t	18
5. Peterson, Adrian (2007)	1,341	238	5.6	73t	12
6. Peterson, Adrian (2010)	1,298	283	4.6	80t	12
7. Bennett, Michael (2002)	1,296	255	5.0	85t	5
8t. Peterson, Adrian (2013)	1,266	279	4.5	78t	10
8t. Smith, Robert (1997)	1,266	232	5.4	78t	6
10. Taylor, Chester (2006)	1,216	303	4.0	95t	6

RECEIVING

Player	No.	Yards	Avg.	Long	TD
1. Moss, Randy (2003)	111	1,632	14.7	72	17
2. Moss, Randy (2000)	77	1,437	18.7	78t	15
3. Moss, Randy (1999)	80	1,413	17.7	67t	11
4. Carter, Cris (1995)	122	1,371	11.2	60t	11
5. Moss, Randy (2002)	106	1,347	12.7	60	7
6. Reed, Jake (1996)	72	1,320	18.3	82t	7
7. Moss, Randy (1998)	69	1,313	19.0	61t	17
8. Rice, Sidney (2009)	83	1,312	15.8	63	8
9. Carter, Cris (2000)	96	1,274	13.3	53	9
10. Carter, Cris (1994)	122	1,256	10.3	65t	7

RUSHING-RECEIVING YARDS

Player	Rushing	Receiving	Total
1. Peterson, Adrian (2012)	2,097	217	2,314
2. Peterson, Adrian (2008)	1,760	125	1,885
3. Smith, Robert (2000)	1,521	348	1,869
4. Peterson, Adrian (2009)	1,383	438	1,819
5. Foreman, Chuck (1975)	1,070	691	1,761

PASSER RATING

Player	Att.	Cmp.	Pct.	Yards	TD	Int	Lg	Rtg
1. Culpepper, Daunte (2004)	548	379	69.2	4,717	39	11	82t	110.9
2. Favre, Brett (2009)	531	363	68.4	4,202	33	7	63	107.2
3. Cunningham, Randall (1998)	425	259	60.9	3,704	34	10	67t	106.0

SCORING

Player	TD	2 pt.	PAT	FG	Total
1. Anderson, Gary (1998)	-	-	59	35	164
2. Walsh, Blair (2012)	-	-	36	35	141
3t. Foreman, Chuck (1975)	22	-	-	-	132
3t. Longwell, Ryan (2009)	-	-	54	26	132

FIELD GOAL PCT. (MINIMUM 100 MADE)

Player	Att. Made	Pct.	Long
1. Anderson, Gary (1998)	35	35	100.0
2. Anderson, Gary (2000)	22	23	95.7
3. Longwell, Ryan (2010)	18	17	94.4

PUNTING AVERAGE (MINIMUM 250)

Player	No.	Net Avg.	Long	Blk.
1. Kluge, Chris (2012)	72	39.7	59	0
2. Locke, Jeff (2013)	75	39.2	65	0
3. Kluge, Chris (2010)	83	38.9	59	0

BOLD - Active in 2014 for Vikings

INTERCEPTIONS

Player	No.	Yards	Avg.	Long	TD
1. Krause, Paul (1975)	10	201	20.1	81	0
2t. Russell, Brian (2003)	9	185	20.6	50	0
2t. Sharper, Darren (2005)	9	276	30.7	92t	2
2t. Thomas, Orlando (1995)	9	108	12.0	45t	1
5t. Bryant, Bobby (1969)	8	97	12.1	56	0
5t. Chavous, Corey (2003)	8	143	17.9	39	1
5t. Holt, Issiac (1986)	8	54	6.8	27	0
5t. Lee, Carl (1988)	8	118	14.8	58t	2
5t. McMillian, Audray (1992)	8	157	19.6	51t	2
10t. Browner, Joey (1990)	7	103	14.7	31	1
10t. Bryant, Bobby (1978)	7	69	9.9	23	0
10t. Bryant, Bobby (1973)	7	105	15.0	46t	1
10t. Hitchcock, Jimmy (1998)	7	242	34.6	79t	3
10t. Krause, Paul (1968)	7	82	11.7	29	0
10t. Sharockman, Ed (1970)	7	132	18.9	43	1
10t. West, Charlie (1971)	7	236	33.7	89	0
10t. Wright, Nate (1976)	7	47	6.7	21	0

SACKS

Player	No.	Yards
1. Allen, Jared (2011)	22.0	150
2. Doleman, Chris (1989)	21.0	196
3t. Millard, Keith (1989)	18.0	108
3t. Page, Alan (1976)	18.0	126
5. Randle, John (1997)	15.5	108

TACKLES (DEFENSE ONLY)

Player	Solo	Asst.	Total
1. Studwell, Scott (1981)	156	74	230
2. Siemon, Jeff (1978)	170	59	229
3. Blair, Matt (1981)	146	74	220
4. Studwell, Scott (1983)	132	83	215
5. Studwell, Scott (1984)	142	71	213

PUNT RETURNS (MINIMUM 20 RETURNS/16 GAMES)

Player	No.	Yards	Avg.	Long	TD
1. Shereels, Marcus (2013)	22	335	15.2	86t	1
2. Palmer, David (1995)	26	342	13.2	74t	1
3. Palmer, David (1997)	34	444	13.1	57	0
4. Lewis, Leo (1987)	22	275	12.5	78t	1
5. Moore, Mewelde (2005)	21	245	11.7	71t	1

KICKOFF RETURNS (MINIMUM 20 RETURNS/16 GAMES)

Player	No.	Yards	Avg.	Long	TD
1. Patterson, Cordarrelle (2013)	43	1,393	32.4	109t	2
2. Allison, Aundrae (2007)	20	574	28.7	104t	1
3. Harvin, Percy (2009)	42	1,156	27.5	101t	2
4. West, Charlie (1968)	22	576	26.2	82	0
5. Rentzel, Lance (1965)	23	602	26.2	101t	1

COMBINED YARDAGE

Player	Total	Rush	Rec.	Int.	Punt Ret.	Kick Ret.	Fum.
1. Peterson, Adrian (2012)	2,314	2,097	217	-	-	-	-
2. Harvin, Percy (2009)	2,081	135	790	-	-	1,156	-
3. Walker, Herschel (1990)	2,051	770	315	-	-	966	-
4. Peterson, Adrian (2007)	2,021	1,341	261	-	0	412	-
5. Patterson, Cordarrelle (2012)	2,020	158	469	-	0	1,393	-

VIKINGS SINGLE GAME LEADERS

RUSHING YARDS

Player, Game	Yards	Att.	Avg.	Long	TD
1. Peterson, Adrian, 11/4/07, vs. S.D.	296	30	9.8	64t	3
2. Peterson, Adrian, 10/14/07, at Chi. ...	224	20	11.2	73t	3
3. Peterson, Adrian, 12/16/12, at StL.	212	24	8.8	82t	1
4. Peterson, Adrian, 12/11/13, vs. Chi.	211	35	6.0	23	0
5. Peterson, Adrian, 12/2/12, at G.B.	210	21	10.0	82t	1
6. Foreman, Chuck, 10/24/76, at Phi.	200	28	7.14	46	2
7. Peterson, Adrian, 12/30/12, vs. G.B.	199	34	5.8	28	1
8. Peterson, Adrian, 11/9/08, vs. G.B.	192	30	6.4	29t	1
9. Peterson, Adrian, 11/4/12, at Sea.	182	17	10.7	74	2
10. Peterson, Adrian, 9/13/09, at Cle.	180	25	7.2	64t	3

RECEIVING YARDS

Player, Game	No.	Yards	Avg.	Long	TD
1. White, Sammy, 11/7/76, vs. Det.	7	210	30.0		2
2. Moss, Randy, 11/14/99, at Chi.	12	204	17.0	44	0
3. Flately, Paul, 10/24/65, at SF.	7	202	28.9		2
4. Rice, Sidney, 11/15/09, vs. Det.	7	201	28.7	56	0
5. Moss, Randy, 10/5/98, at G.B.	5	190	38.0	52t	2
6. Carter, Anthony, 11/6/88, vs. Det.	8	188	23.5		0
7. Carter, Anthony, 11/26/87, at Dal.	8	184	23.0		2
8. Jordan, Steve, 11/2/86, at Was.	6	179	29.8		1
9. White, Sammy, 11/28/82, vs. Chi.	10	177	17.7		3
10. Rice, Sidney, 10/18/09, at Bal.	6	176	29.3	63	0

RUSHING-RECEIVING YARDS

Player, Game	Rushing	Receiving	Total
1. Peterson, Adrian, 11/4/07, vs. S.D.	296	19	315
2. Foreman, Chuck, 10/24/76, at Phi.	200	65	265
3. Nelson, Darrin, 11/13/83, vs. G.B.	119	137	256
4. Peterson, Adrian, 10/14/07, at Chi.	224	9	233
5. Brown, Bill, 12/13/64, at Chi.	98	128	226

PASSER RATING (MINIMUM 20 ATTEMPTS)

Player, Game	Att.	Cmp.	Pct.	Yards <th>TD</th> <th>Int</th> <th>Lg</th> <th>Rtg</th>	TD	Int	Lg	Rtg
1. Frotette, Gus.	21	16	76.2	267	4	0	59t	157.2
9/28/03, vs. SF								
2. Tarkenton, Fran.	24	18	75.0	274	3	0	80t	151.7
10/13/74, vs. Hou.								
3. Culppepper, Daunte.	23	16	69.6	285	3	0	68t	151.3
12/24/04, vs. G.B.								
4. Culppepper, Daunte.	29	22	75.9	357	3	0	53t	151.1
11/19/00, vs. Car.								
5. Moon, Warren.	32	25	78.1	338	4	0	50	150.3
11/19/95, vs. N.O.								

SCORING

Player, Game	TD	2 pt.	PAT	FG	Total
1. Foreman, Chuck, 12/20/75, at Buf.	4	-	-	-	24
2. Rashad, Ahmad, 9/2/79, vs. SF.	4	-	-	-	24
3. Karlis, Rich, 11/5/89, vs. LA Rams.	-	-	-	7	21
4t. Moss, Randy, 11/26/98, at Dal.	3	1	-	-	20
4t. Anderson, Gary, 12/13/98, at Bal.	-	-	2	6	20
4t. Asiata, Matt, 11/2/14, vs. Was.	3	1	-	-	20

FIELD GOALS MADE

Player, Game	Att.	Made	Pct.	Long
1. Karlis, Rich, 11/5/89, vs. LA Rams.	7	7	100.0	40
2. Anderson, Gary, 12/13/98, at Bal.	6	6	100.0	46
3t. 6 tied w/5 made FGs				

PUNTING AVERAGE (MINIMUM 4 PUNTS)

Player, Game	No.	Net Avg.	Long	In20
1. Berger, Mitch, 11/15/98, vs. Cin.	4	48.3	66	2
2. Kluewe, Chris, 10/9/11, vs. Ari.	4	47.5	51	2
3t. Kluewe, Chris, 11/7/10, vs. Ari.	4	46.0	56	4
3t. Locke, Jeff, 9/21/14, at N.O.	4	46.0	57	3
5. Bennett, Darren, 12/12/04, vs. Sea. .	4	45.5	51	3

BOLD - Active in 2014 for Vikings

INTERCEPTIONS

Player, Game	No.	Yards	Avg.	Long	TD
1t. Winston, Roy, 10/25/64, at SF.	3	24	8.0	0	0
1t. Mackbee, Ersell, 10/26/69, vs. Det.	3	22	7.3	0	0
1t. Bryant, Bobby, 11/9/69, vs. Cle.	3	62	20.7	0	0
1t. Sharockman, Ed, 12/13/70, at BPA.	3	28	9.3	0	0
1t. Bryant, Bobby, 12/8/73, at G.B.	3	86	28.7	1	1
1t. Turner, John, 10/12/80, vs. Chi.	3	3	3.0	0	0
1t. Teal, Willie, 11/28/82, vs. Chi.	3	13	4.3	0	0
1t. Scott, Todd, 9/27/92, at Cin.	3	15	5.0	11	0
1t. McMillian, Audray, 11/22/92, vs. Cle.	3	73	24.3	35	0
1t. Glenn, Vencie, 12/27/92, vs. G.B.	3	55	18.3	39	0
1t. Del Rio, Jack, 12/5/93, at Det.	3	3	1.0	3	0
1t. Williams, Brian, 11/23/03, vs. Det.	3	71	23.7	42t	1
1t. Sharper, Darren, 11/13/05, at NYG.	3	123	41.0	92t	1

SACKS

Player, Game	No.	Yards
1. Holloway, Randy, 9/16/84, vs. Atl.	5.0	37
2. Allen, Jared, 10/5/09, vs. G.B.	4.5	19.5
3t. Doleman, Chris, 12/25/89, vs. Cin.	4.0	33.5
3t. Martin, Doug, 10/23/83, at G.B.	4.0	32
3t. Millard, Keith, 9/25/88, vs. Phi.	4.0	21
3t. Williams, Kevin, 10/12/08, vs. Det.	4.0	28
8t. Allen, Jared, 1/1/12, vs. Chi.	3.5	19.5
8t. Randle, John, 9/22/96, vs. G.B.	3.5	21.5
8t. Robison, Brian, 10/21/12, vs. Ari.	3.5	18

TACKLES (DEFENSE ONLY)

Player, Game	Solo	Asst.	Total
1. Studwell, Scott, 11/17/85, at Det.	16	8	24
2. Greenway, Chad, 11/20/11, vs. Oak.	12	10	22
3t. Studwell, Scott, 9/24/89, at Pit.	11	10	21
3t. McDaniel, Ed, 9/4/94, at G.B.	15	6	21
5t. Studwell, Scott, 10/2/83, vs. Dal.	10	10	20
5t. Studwell, Scott, 12/8/84, at SF.	16	4	20
5t. Blair, Matt, 11/13/83, vs. G.B.	9	11	20
5t. Browner, Joey, 10/27/85, at Chi.	15	5	20
9. Del Rio, Jack, 12/11/94, vs. Chi.	11	8	19
10t. Many tied w/ 18 total tackles			

PUNT RETURNS (MINIMUM 50 RETURNS)

Player, Game	No.	Yards	Avg.	Long	TD
1. Sherels, Marcus (2010-14)	114	1,196	10.5	86t	2
2. Moore, Melwilde (2004-07)	74	768	10.4	71t	2
3. Palmer, David (1994-00)	162	1,610	9.9	74t	2
4. Butler, Bill (1962-64)	55	545	9.9	60t	1
5. Lewis, Leo (1981-91)	194	1,812	9.3	78t	1

KICKOFF RETURNS (MINIMUM 50 RETURNS)

Player, Game	No.	Yards	Avg.	Long	TD
1. Patterson, Cordarrelle (2013-14)	77	2,264	29.4	109t	2
2. Harvin, Percy (2009-12)	114	3,183	27.9	105t	5
3. West, Charlie (1968-73)	78	1,991	25.5	82	0
4. Rhyms, Buster (1985-87)	62	1,558	25.1	88	0
5. Jones, Clinton (1967-72)	89	2,209	24.8	96t	1

COMBINED YARDAGE

Player, Game	Total	Rush	Rec.	Int.	Punt	Kick	Fum.
1. Carter, Kris (1990-01)	12,410	24	12,383	-	-	-	3
2. Peterson, Adrian ..	12,333	10,190	1,715	-	-	428	-
3. Nelson, Darrin	10,365	4,231	2,202	-	313	3,619	-
4. Moss, Randy	9,670	159	9,316	-	162	33	-
5. Brown, Bill (1962-74)	9,237	5,757	3,177	-	0	303	-

RUSHING

Year	Player	Att.	Yards	Avg.	Lg.	TD#NFL/NFC
1961	McElhenny, Hugh	120	570	4.8	41	3 15
1962	Mason, Tommy	167	740	4.4	71	2 10
1963	Mason, Tommy	166	763	4.6	70†	7 5
1964	Brown, Bill	226	866	3.8	48	7 4
1965	Brown, Bill	160	699	4.5	40	6 6
1966	Brown, Bill	251	829	3.3	33†	6 4
1967	Osborn, Dave	215	972	4.5	73†	2 2
1968	Brown, Bill	222	805	3.6	32	11 8
1969	Osborn, Dave	186	643	3.5	58†	7 10
1970	Osborn, Dave	207	681	3.2	16	5 13†/8
1971	Jones, Clinton	180	675	3.7	73†	4 20/10
1972	Reed, Oscar	151	639	4.2	43	2 26/12
1973	*Foreman, Chuck	182	801	4.4	50†	4 18/9
1974	Foreman, Chuck	199	777	3.9	32	9 11/4
1975	Foreman, Chuck	280	1,070	3.8	31†	13 5/2
1976	Foreman, Chuck	278	1,155	4.1	46	13 6/4
1977	Foreman, Chuck	270	1,112	4.1	51	6 6/3
1978	Foreman, Chuck	237	749	3.2	21	5 22/8
1979	Young, Rickey	188	708	3.8	23†	3 22†/10†
1980	Brown, Ted	219	912	4.2	55†	8 10/7
1981	Brown, Ted	274	1,063	3.9	34	6 15/9
1982	Brown, Ted	120	515	4.3	30	1 19†/9†
1983	Nelson, Darrin	154	642	4.2	56†	1 31/16
1984	*Anderson, Alfred	201	773	3.8	23	2 20/12
1985	Nelson, Darrin	200	893	4.5	37	5 19/11
1986	Nelson, Darrin	191	793	4.2	42	4 16/10
1987	Nelson, Darrin	131	642	4.9	72	2 16/8
1988	Nelson, Darrin	112	380	3.4	27	1 53/23
1989	Walker, Herschel	169	669	4.0	47	5 20/10
1990	Walker, Herschel	184	770	4.2	58†	5 19/9
1991	Walker, Herschel	198	825	4.2	71†	10 11/5
1992	Allen, Terry	266	1,201	4.5	51	13 6/3
1993	Graham, Scottie	118	488	4.1	31	3 34/16
1994	Allen, Terry	255	1,031	4.0	45	8 8/4
1995	Smith, Robert	139	632	4.5	58†	5 30/15
1996	Smith, Robert	162	692	4.3	57	3 24/10
1997	Smith, Robert	232	1,266	5.5	78†	6 7/3
1998	Smith, Robert	249	1,187	4.8	74†	6 11/5
1999	Smith, Robert	221	1,015	4.6	70†	2 14/7
2000	Smith, Robert	295	1,521	5.2	72†	7 2/1
2001	*Bennett, Michael	172	682	4.0	31†	2 27/13
2002	Bennett, Michael	255	1,296	5.1	85†	5 11/3
2003	Williams, Moe	174	745	4.3	61	5 27/14
2004	Smith, Onterio	124	544	4.4	38	2 36/18
2005	Moore, Mewelde	155	662	4.3	33	1 29/11
2006	Taylor, Chester	303	1,216	4.0	95†	6 9/5
2007	*Peterson, Adrian	238	1,341	5.6	73†	12 2/1
2008	Peterson, Adrian	363	1,760	4.8	67†	10 1/1
2009	Peterson, Adrian	314	1,383	4.4	64†	18 5/2
2010	Peterson, Adrian	283	1,298	4.6	80†	12 6/2
2011	Peterson, Adrian	208	970	4.7	54	12 18/8
2012	Peterson, Adrian	348	2,097	6.0	82†	12 1/1
2013	Peterson, Adrian	279	1,266	4.5	78†	10 5/4
2014	Asiata, Matt	164	570	3.5	19	9 32/18


*rookie
#rushing yards/QB rating ranks



Dave Osborn was the Vikings leading rusher on the 1969 NFL Championship team and played on 3 Vikings Super Bowl teams. Osborn led the Vikings in rushing for 3 seasons and earned 1 Pro Bowl berth.

PASSING

Year	Player	Att.	Cmp.	Pct.	Yds.	TD	Int.	Rtg.#NFL/NFC
1961	*Tarkenton, F.	280	157	56.1	1,997	18	17	74.7 8
1962	Tarkenton, F.	329	163	49.5	2,595	22	25	66.9 12
1963	Tarkenton, F.	297	170	57.2	2,311	15	15	78.0 6
1964	Tarkenton, F.	306	171	55.9	2,506	22	11	91.8 2
1965	Tarkenton, F.	329	171	52.0	2,609	19	11	83.8 6
1966	Tarkenton, F.	358	192	53.6	2,561	17	16	73.8 6
1967	*Kapp, J.	214	102	47.7	1,386	8	17	48.2 19
1968	Kapp, J.	248	129	52.1	1,695	10	17	58.8 13
1969	Kapp, J.	237	120	50.6	1,726	19	13	78.5 10
1970	Cuozzo, G.	257	128	49.8	1,720	7	10	64.3 20/10
1971	Cuozzo, G.	168	75	44.6	842	6	8	52.2 25†/14
1972	Tarkenton, F.	378	215	56.9	2,651	18	13	80.2 3/3
1973	Tarkenton, F.	274	169	61.7	2,113	15	7	93.2 2/2
1974	Tarkenton, F.	351	199	56.7	2,598	17	12	82.1 7/4
1975	Tarkenton, F.	425	273	64.2	2,994	25	13	91.8 2/1
1976	Tarkenton, F.	412	255	61.8	2,961	17	8	89.3 6/3
1977	Tarkenton, F.	258	155	60.1	1,734	9	14	69.2 9/3
1978	Tarkenton, F.	572	345	60.3	3,468	25	32	68.9 12/4
1979	Kramer, T.	566	315	55.7	3,397	23	24	69.3 17†/6†
1980	Kramer, T.	522	299	57.3	3,582	19	23	72.2 19/9
1981	Kramer, T.	593	322	54.3	3,912	26	24	72.6 18/10
1982	Kramer, T.	308	176	57.1	2,037	15	12	77.3 13†/8
1983	Dils, S.	444	239	53.8	2,840	11	16	66.8 22/11
1984	Kramer, T.	236	124	52.5	1,678	9	10	70.6 23/12
1985	Kramer, T.	506	277	54.7	3,522	19	26	67.8 21/11
1986	Kramer, T.	372	208	55.9	3,000	24	10	92.6 1/1
1987	Wilson, W.	264	140	53.0	2,106	14	13	76.7 16/8
1988	Wilson, W.	332	204	61.4	2,746	15	9	91.5 3/1
1989	Wilson, W.	342	184	53.8	2,467	9	12	71.1 21/9
1990	Gannon, R.	349	182	52.1	2,278	16	16	68.9 23†/12
1991	Gannon, R.	354	211	59.6	2,166	12	6	81.5 11/6
1992	Gannon, R.	279	159	57.0	1,905	12	13	72.9 18/11
1993	McMahon, J.	331	200	60.4	1,968	9	8	76.3 16/7
1994	Moon, W.	601	371	61.7	4,264	18	19	79.9 13/7
1995	Moon, W.	606	377	62.2	4,228	33	14	91.5 7/6
1996	Johnson, B.	311	195	62.7	2,258	17	10	89.4 3/3
1997	Johnson, B.	452	275	60.8	3,036	20	12	84.5 9/4
1998	Cunningham, R.	425	259	60.9	3,704	34	10	106.0 1/1
1999	George, J.	329	191	58.1	2,816	23	12	94.2 3/3
2000	Culpepper, D.	474	297	62.7	3,937	33	16	98.0 4/3
2001	Culpepper, D.	366	235	64.2	2,612	14	13	83.3 11/6
2002	Culpepper, D.	549	333	60.7	3,853	18	23	75.3 26/11
2003	Culpepper, D.	454	295	65.0	3,479	25	11	96.4 3/1
2004	Culpepper, D.	548	379	69.2	4,717	39	11	110.9 2/1
2005	Johnson, B.	294	184	62.6	1,885	12	4	88.9 11/3
2006	Johnson, B.	439	270	61.5	2,750	9	15	72.0 27/15
2007	Jackson, T.	294	171	58.2	1,911	9	7	70.8 28/13
2008	Frette, G.	301	178	59.1	2,157	12	15	73.7 28/14
2009	Favre, B.	531	363	68.4	4,202	33	7	107.2 2/2
2010	Favre, B.	358	217	60.6	2,509	11	19	69.9 29/14
2011	*Ponder, C.	291	158	54.3	1,853	13	13	70.1 31/16
2012	Ponder, C.	483	300	62.1	2,935	18	12	81.2 21/12
2013	Cassel, M.	254	153	60.2	1,807	11	9	81.6 25/16
2014	*Bridgewater, T.	402	259	64.4	2,919	14	12	85.2 22/12




Daunte Culpepper set a franchise record with a 110.9 passer rating in 2004. Culpepper threw a club best 39 TDs and finished runner-up in the NFL MVP voting in 2004.

RECEIVING

Year	Player	No.	Yds.	Avg.	Long	TD	#NFL/NFC
1961	Reichow, Jerry	50	859	17.2	51t	11	12T
1962	Reichow, Jerry	39	561	14.4	41	3	22T
1963	Flatley, Paul	51	867	17.0	62	4	10T
1964	Brown, Bill	48	703	14.6	64	9	11
1965	Flatley, Paul	50	896	17.9	58	7	10T
1966	Flatley, Paul	50	777	15.0	41	3	12T
1967	Osborn, Dave	34	272	8.0	29	1	30T
1968	Washington, Gene	46	756	16.3	61	6	9
1969	Washington, Gene	39	821	21.1	83t	9	29
1970	Washington, Gene	44	702	15.9	49t	4	16T/11T
1971	Grim, Bob	45	691	15.3	55t	7	13T/7
1972	Gilliam, John	47	1,035	22.0	66t	7	10T/5T
1973	Gilliam, John	42	907	21.6	54t	8	19T/8T
1974	Foreman, Chuck	53	586	11.1	66t	6	8/6
1975	Foreman, Chuck	73	691	9.5	33	9	1/1
1976	Foreman, Chuck	55	567	10.3	41t	1	5/2
1977	Rashad, Ahmad	51	681	13.4	48t	2	5T/1
1978	Young, Rickey	88	705	8.0	48	5	1/1
1979	Rashad, Ahmad	80	1,156	14.5	52t	9	2/1
1980	Rashad, Ahmad	69	1,095	15.9	76t	5	5/4
1981	Brown, Ted	83	694	8.4	63	2	3/2
1982	Brown, Ted	31	207	6.7	29	2	32T/17T
1983	Nelson, Darrin	51	618	12.1	68	0	33T/18T
1984	Lewis, Leo	47	830	17.7	56	4	44/23
1985	Jordan, Steve	68	795	11.7	32	0	15/7
1986	Jordan, Steve	58	859	14.8	68t	6	29T/12
1987	Carter, Anthony	38	922	24.3	73t	7	48T/19T
1988	Carter, Anthony	72	1,225	17.0	67t	6	9T/7T
1989	Carter, Anthony	65	1,066	16.4	50	4	17/12
1990	Carter, Anthony	70	1,008	14.4	56t	8	12/6
1991	Carter, Cris	72	962	13.4	50	5	9T/4
1992	Carter, Cris	53	681	12.8	44	6	33T/20
1993	Carter, Cris	86	1,071	12.5	58	9	4T/4T
1994	Carter, Cris	122	1,256	10.3	65t	7	1/1
1995	Carter, Cris	122	1,371	11.2	60t	17	2T/2T
1996	Carter, Cris	96	1,163	12.1	43t	10	5/4
1997	Carter, Cris	89	1,069	12.0	43	13	4/3
1998	Carter, Cris	78	1,011	13.0	54t	12	11T/5
1999	Carter, Cris	90	1,241	13.8	68	13	5T/2
2000	Carter, Cris	96	1,274	13.3	53	9	6/3
2001	Moss, Randy	82	1,233	15.0	73t	10	16/7
2002	Moss, Randy	106	1,347	12.7	60	7	3/1
2003	Moss, Randy	111	1,632	14.7	72	17	2/2
2004	Wiggins, Jermaine	71	705	9.9	39	4	28/14
2005	Wiggins, Jermaine	69	568	8.2	24	1	29T/12T
2006	Taylor, Travis	57	651	11.4	36	3	48T/26T
2007	Wade, Bobby	54	647	12.0	40	3	52T/27T
2008	Wade, Bobby	53	645	12.2	59t	2	56T/24T
2009	Rice, Sidney	83	1,312	15.8	63	8	12T/6T
2010	Harvin, Percy	71	868	12.2	53t	5	21T/12T
2011	Harvin, Percy	87	967	11.1	52t	6	6/4
2012	Harvin, Percy	62	677	10.9	45	3	42t/25
2013	Jennings, Greg	68	804	11.8	70t	4	39/21
2014	Jennings, Greg	59	742	12.6	38	6	58t/29t

*rookie

#receptions/gross punt average ranks



Gene Washington led the Vikings receiving yards for 3 straight seasons and was a member of the 1969 NFL Championship team.

PUNTING

Year	Player	No.	Avg.	Long	Blckd	#NFL/NFC
1961	*Mercer, Mike	63	39.0	59	2	12
1962	Mercer, Mike	19	43.5	77	0	12
1963	Cox, Fred	70	38.7	57	0	15
1964	Walden, Bobby	72	46.4	73	0	1
1965	Walden, Bobby	51	42.1	61	0	8
1966	Walden, Bobby	60	41.1	70	0	9
1967	Walden, Bobby	75	41.6	76	0	6
1968	Hill, King	35	41.0	53	0	DMQ
1969	Lee, Bob	67	40.0	56	0	10
1970	McNeill, Tom	61	38.0	64	0	25/12
1971	Lee, Bob	89	39.6	58	0	20/10
1972	Eischeid, Mike	62	42.7	61	1	5T/2T
1973	Eischeid, Mike	66	39.8	57	0	21/12
1974	Eischeid, Mike	73	36.1	50	1	25/12
1975	*Clabo, Neil	73	41.1	62	2	7/4
1976	Clabo, Neil	69	38.8	55	0	19/8
1977	Clabo, Neil	83	39.8	69	0	11/7
1978	Coleman, Greg	51	39.0	59	1	14/7
1979	Coleman, Greg	90	39.5	70	1	20/10
1980	Coleman, Greg	81	38.8	67	0	24/13
1981	Coleman, Greg	88	41.4	73	0	12/7
1982	Coleman, Greg	58	41.1	67	0	13/9
1983	Coleman, Greg	91	41.5	65	0	12T/4T
1984	Coleman, Greg	82	42.4	62	0	7/2
1985	Coleman, Greg	67	42.8	62	0	7/4
1986	Coleman, Greg	67	41.4	69	0	11/7
1987	Coleman, Greg	45	39.7	54	1	19/9
1988	Scribner, Bucky	84	40.3	55	2	15T/8
1989	Scribner, Bucky	72	39.8	55	0	19/9
1990	Newsome, Harry	78	42.3	61	1	7T/5
1991	Newsome, Harry	68	45.5	65	0	2/1
1992	Newsome, Harry	72	45.0	84	1	2/1
1993	Newsome, Harry	90	42.9	64	0	12T/6T
1994	Saxon, Mike	77	42.9	67	0	7T/5
1995	Saxon, Mike	72	40.9	60	0	23T/11T
1996	Berger, Mitch	88	41.1	63	2	26/13
1997	Berger, Mitch	73	42.9	65	0	13T/5T
1998	Berger, Mitch	55	44.7	67	0	7T/3
1999	Berger, Mitch	61	45.4	75	0	2/1
2000	Berger, Mitch	62	44.7	60	0	4T/1
2001	Berger, Mitch	47	43.5	67	0	7T/2T
2002	Richardson, Kyle	62	39.9	59	1	28T/14
2003	*Johnson, Eddie	56	39.1	55	1	27/14
2004	Bennett, Darren	57	39.3	61	0	29/15
2005	*Kluwe, Chris	71	44.1	62	0	6/2
2006	Kluwe, Chris	93	42.3	68	0	25/14
2007	Kluwe, Chris	81	44.7	70	0	8/4
2008	Kluwe, Chris	73	47.6	62	1	4/3
2009	Kluwe, Chris	73	43.9	60	0	15/7
2010	Kluwe, Chris	83	43.0	59	0	21/11
2011	Kluwe, Chris	77	45.7	60	0	13/4
2012	Kluwe, Chris	72	45.0	59	0	22/10
2013	*Locke, Jeff	75	44.2	65	0	24/12
2014	Locke, Jeff	75	44.2	62	1	23/10



Mitch Berger holds the NFL record for most single-season KO touchbacks from the 30-yard line (112 TBs in 1998).



Rickey Young snared a Vikings record 15 receptions against New England in 1979 and scored the 1st ever TD in the Metrodome against Tampa Bay (9/12/82).

SCORING


Year	Player	TD	PAT	FG	Tot.	#NFL/NFC
1961	Reichow, Jerry	11	-	-	66	16T
1962	Christopherson, Jim	-	28	11	61	20
1963	Cox, Fred	-	39	12	75	10
1964	Cox, Fred	-	40	21	103	6
1965	Cox, Fred	-	44	23	113	3
1966	Cox, Fred	-	34	18	88	11
1967	Cox, Fred	-	26	17	77	8
1968	Cox, Fred	-	31	19	88	6
1969	Cox, Fred	-	43	26	121	1
1970	Cox, Fred	-	35	30	125	1/1
1971	Cox, Fred	-	25	22	91	8T/4T
1972	Cox, Fred	-	34	21	97	9T/5T
1973	Cox, Fred	-	33	21	96	12/8
1974	Foreman, Chuck	15	-	-	90	4T/3T
1975	Foreman, Chuck	22	-	-	132	2/1
1976	Cox, Fred	-	32	19	89	5/3
1977	Foreman, Chuck	9	-	-	54	24T/9T
	White, Sammy	9	-	-	54	24T/9T
1978	Danmeier, Rick	-	36	12	72	19T/7T
1979	Danmeier, Rick	-	28	13	67	30/12
1980	Danmeier, Rick	-	33	16	81	16T/7T
1981	Danmeier, Rick	-	34	21	97	15/8
1982	Danmeier, Rick	-	23	8	47	26/15
1983	Ricardo, Benny	-	33	25	108	13/9
1984	Stenerud, Jan	-	30	20	90	24/12
1985	Stenerud, Jan	-	41	15	86	25/14
1986	Nelson, Chuck	-	44	22	110	4/3
1987	Nelson, Chuck	-	36	13	75	20T/10
1988	Nelson, Chuck	-	48	20	108	9T/4T
1989	Karlis, Rich	-	27	31	120	3T/3T
1990	Igwebuike, Donald	-	19	14	61	39/21
1991	Revez, Fuad	-	34	17	85	21T/11T
1992	Revez, Fuad	-	45	19	102	12/5
1993	Revez, Fuad	-	27	26	105	14T/7
1994	Revez, Fuad	-	30	34	132	2T/1T
1995	Revez, Fuad	-	44	26	122	7T/4T
1996	Sisson, Scott	-	30	22	96	21/9
1997	Carter, Cris	13	-	3 (zpt)	84	26T/11T
1998	Anderson, Gary	-	59	35	164	1/1
1999	Anderson, Gary	-	46	19	103	20/7
2000	Anderson, Gary	-	45	22	111	11/6
2001	Anderson, Gary	-	29	15	74	33T/15
2002	Anderson, Gary	-	36	18	90	28T/14
2003	Elling, Aaron	-	48	18	102	17T/8T
	Moss, Randy	17	-	-	102	17T/8T
2004	Andersen, Morten	-	45	18	99	20T/7T
2005	Edinger, Paul	-	31	25	106	19/7
2006	Longwell, Ryan	-	27	21	90	31/14
2007	Longwell, Ryan	-	39	20	99	24T/11T
2008	Longwell, Ryan	-	40	29	127	7T/6T
2009	Longwell, Ryan	-	54	26	132	3/2
2010	Longwell, Ryan	-	30	17	81	28/15
2011	Longwell, Ryan	-	38	22	104	23/13
2012	*Walsh, Blair	-	36	35	141	4/3
2013	Walsh, Blair	-	43	26	121	15/7
2014	Walsh, Blair	-	29	26	107	20/10

FIELD GOALS

Year	Player	Att.	Made	Pct.	Long	#NFL/NFC
1961	*Mercer, Mike	21	9	42.9	34	11
1962	Christopherson, Jim	20	11	55.0	44	6T
1963	Cox, Fred	24	12	50.0	46	7T
1964	Cox, Fred	33	21	63.6	47	3
1965	Cox, Fred	35	23	65.7	53	1
1966	Cox, Fred	33	18	54.5	44	10
1967	Cox, Fred	33	17	51.5	44	7
1968	Cox, Fred	29	19	65.5	45	3
1969	Cox, Fred	37	26	70.3	48	1
1970	Cox, Fred	46	30	65.2	47	8/5
1971	Cox, Fred	32	22	68.7	47	5/3
1972	Cox, Fred	33	21	63.6	43	13T/4T
1973	Cox, Fred	35	21	60.0	41	19T/9T
1974	Cox, Fred	20	12	60.0	46	14T/7T
1975	Cox, Fred	17	13	76.4	52	6/4
1976	Cox, Fred	31	19	61.3	49	11/7
1977	Cox, Fred	17	8	47.1	42	23/12
1978	Danmeier, Rick	19	12	63.2	47	18/11
1979	Danmeier, Rick	22	13	59.1	44	22/11
1980	Danmeier, Rick	26	16	61.5	47	18T/9
1981	Danmeier, Rick	25	21	84.0	45	2/2
1982	Danmeier, Rick	14	8	57.1	43	24T/12T
1983	Ricardo, Benny	33	25	75.8	47	14/7
1984	Stenerud, Jan	23	20	87.0	54	1/1
1985	Stenerud, Jan	26	15	57.7	49	25/12
1986	Nelson, Chuck	28	22	78.6	53	4/2
1987	Nelson, Chuck	24	13	54.2	51	27/13
1988	Nelson, Chuck	25	20	80.0	49	6/2
1989	Karlis, Rich	39	31	79.5	51	5/3
1990	Igwebuike, Donald	16	14	87.5	48	4/1
1991	Revez, Fuad	24	17	70.8	50	17/9
1992	Revez, Fuad	25	19	76.0	52	12/6
1993	Revez, Fuad	35	26	74.3	51	10T/6T
1994	Revez, Fuad	39	34	87.2	51	3/1
1995	Revez, Fuad	36	26	72.2	51	13T/6T
1996	Sisson, Scott	29	22	75.9	44	18T/8T
1997	Murray, Eddie	17	12	70.6	49	28T/14
1998	Anderson, Gary	35	35	100.0	53	2/1
1999	Anderson, Gary	30	19	63.3	44	23T/9T
2000	Anderson, Gary	23	22	95.7	49	17T/9
2001	Anderson, Gary	18	15	83.3	44	29/14
2002	Anderson, Gary	23	18	78.3	53	23/12
2003	Elling, Aaron	25	18	72.0	51	23T/12
2004	Andersen, Morten	22	18	81.8	48	23T/11T
2005	Edinger, Paul	34	25	73.5	56	12T/6T
2006	Longwell, Ryan	25	21	84.0	49	22T/11
2007	Longwell, Ryan	24	20	83.3	55	28/14
2008	Longwell, Ryan	34	29	85.3	54	8T/5T
2009	Longwell, Ryan	28	26	92.9	52	10T/4
2010	Longwell, Ryan	18	17	94.4	48	26/15
2011	Longwell, Ryan	28	22	78.6	53	25T/12T
2012	*Walsh, Blair	38	35	92.1	56	1/1
2013	Walsh, Blair	30	26	86.7	54	13T/6T
2014	Walsh, Blair	35	26	74.3	55	15T/7

*rookie

#total points/FGs made/ranks



Jerry Reichow's team-record 11 TD catches in a season stood from 1961 until Cris Carter broke it in 1995.



Fred Cox led the Vikings in scoring for a team-record 12 seasons.



Fuad Revez led the Vikings in scoring from 1991-95 and earned a Pro Bowl berth in 1994.

KICKOFF RETURNS


Year	Player	No.	Yds.	Avg.	Long	TD	#NFL/NFC
1961	*Mason, Tommy	25	603	24.1	42	0	
1962	Butler, Billy	26	588	22.6	45	0	17
1963	Butler, Billy	33	713	21.6	35	0	17
1964	Butler, Billy	26	597	23.0	34	0	17
1965	*Rentzel, Lance	23	602	26.2	101t	1	10
1966	Fitzgerald, Mike	14	301	21.5	28	0	21
1967	Jones, Clinton	25	597	23.8	96t	1	14
1968	*West, Charlie	22	576	26.1	82	0	6
1969	Jones, Clinton	17	444	26.1	71	0	7
1970	Jones, Clinton	19	452	23.7	41	0	17/7
1971	West, Charlie	24	556	23.0	36	0	19/13
1972	Gilliam, John	14	369	26.3	47	0	8/6
1973	McClanahan, Brent	16	410	25.6	45	0	14/5
1974	McClanahan, Brent	23	549	23.9	52	0	20/10
1975	McClanahan, Brent	17	360	21.2	42	0	30/15
1976	*Willis, Leonard	24	552	23.0	57	0	19/7/8
1977	Moore, Manfred	24	523	21.8	48	0	25/15
1978	*Miller, Kevin	40	856	21.4	38	0	24/7/10/8
1979	Edwards, Jimmy	44	1,103	25.1	83	0	2/1
1980	Payton, Eddie	53	1,184	22.3	59	0	14/7/7
1981	Payton, Eddie	39	898	23.0	99t	1	11/6
1982	Redwine, Jarvis	12	286	23.8	76	0	5/3
1983	Nelson, Darrin	18	445	24.7	50	0	3/1
1984	Nelson, Darrin	39	891	22.8	47	0	6/3
1985	*Rhymes, Buster	53	1,345	25.4	88	0	5/4
1986	Bess, Rufus	31	705	22.7	43	0	9/4
1987	Guggemos, Neal	36	808	22.4	42	0	7/15/1
1988	*Harris, Darryl	39	833	21.4	30	0	12/7/4/1
1989	Nelson, Darrin	14	307	21.9	32	0	DNQ
1990	Walker, Herschel	41	966	23.0	64	0	7/5
1991	Nelson, Darrin	34	682	22.0	50	0	9/6
1992	Nelson, Darrin	29	626	21.6	53	0	10/7/7
1993	*Ismail, Qadry	42	902	21.5	47	0	10/7/7
1994	Ismail, Qadry	35	807	23.1	61	0	13/10
1995	Ismail, Qadry	42	1,037	24.7	71	0	7/7/2
1996	Ismail, Qadry	28	527	18.8	32	0	38/19
1997	Palmer, David	32	711	22.2	62	0	20/13
1998	Palmer, David	50	1,176	23.5	88t	1	18/9
1999	Tate, Robert	25	627	25.1	76t	1	4/3
2000	*Walters, Troy	30	692	23.1	38	0	18/9
2001	Jacquet, Nate	46	1,012	22.0	53	0	24/7/13
2002	Williams, Moe	24	516	21.5	51	0	32/20
2003	*Smith, Ontario	27	588	21.8	46	0	24/13
2004	Campbell, Kelly	35	760	21.7	55	0	26/14
2005	Robinson, Koren	47	1,221	26.0	86t	1	5/1
2006	Johnson, Bethel	45	1,054	23.4	65	0	21/10
2007	*Allison, Dundrae	20	574	28.7	104t	1	3/1
2008	Hicks, Maurice	29	690	23.8	38	0	24/13
2009	*Harvin, Percy	42	1,156	27.5	101t	2	4/3/7
2010	Harvin, Percy	40	933	23.3	95t	1	21/9
2011	Harvin, Percy	16	520	32.5	104	1	DNQ
2012	Harvin, Percy	16	574	35.9	105t	1	DNQ
2013	*Patterson, Cordarelle	43	1,393	32.4	109t	2	1/1
2014	Patterson, Cordarelle	34	871	25.6	51	0	6/2

*rookie

#KR average/PR average ranks



Clinton Jones was inducted into the College Football Hall of Fame in 2015. The former Michigan State standout led the Vikings in kickoff return in 1969-70



Charlie West, a 2nd round selection out of UTEP played his 1st 6 NFL seasons with the Vikings, including Super Bowl IV.



Mewelde Moore was the leading rusher and led the team in punt returns during the 2005 campaign.

PUNT RETURNS

Year	Player	No.	Yds.	Avg.	Long	TD#	NFL/NFC
1961	*Mason, Tommy	14	146	10.4	23	0	5
1962	Butler, Billy	12	169	14.1	46	0	DNQ
1963	Butler, Billy	21	220	10.5	60t	1	4
1964	Butler, Billy	22	156	7.1	32	0	12
1965	Mason, Tommy	9	63	7.0	17	0	DNQ
1966	Shrockman, Ed	9	95	10.5	76	0	DNQ
1967	Grim, Bob	25	101	4.0	81	0	12
1968	*West, Charlie	20	201	10.0	98t	1	4
1969	West, Charlie	39	245	6.3	55	0	6
1970	West, Charlie	29	169	5.8	53	0	24/10
1971	West, Charlie	18	94	5.2	16	0	22/9
1972	Gilliam, John	16	110	6.8	23	0	137/61
1973	Bryant, Bobby	25	140	5.6	16	0	26/12
1974	Wallace, Jackie	25	191	7.6	30	0	30/15
1975	Bryant, Bobby	19	125	6.6	16	0	25/15
1976	*Willis, Leonard	30	207	6.9	29	0	27/13/1
1977	Moore, Manfred	47	277	5.9	28	0	30/15
1978	*Miller, Kevin	48	239	5.0	47	0	33/15
1979	Edwards, Jimmy	33	186	5.6	42	0	26/12
1980	Payton, Eddie	34	251	7.4	19	0	25/13
1981	Payton, Eddie	38	303	8.0	28	0	18/10
1982	Payton, Eddie	22	179	8.1	35	0	16/16
1983	Bess, Rufus	21	158	7.5	23	0	25/13
1984	Nelson, Darrin	23	180	7.8	21	0	19/9
1985	Nelson, Darrin	16	133	8.3	21	0	DNQ
1986	Bess, Rufus	23	162	7.0	15	0	20/10
1987	Lewis, Leo	22	275	12.5	78t	1	57/31
1988	Lewis, Leo	58	550	9.5	64	0	12/5
1989	Lewis, Leo	44	446	10.1	65	0	8/7
1990	Lewis, Leo	25	180	7.2	30	0	18/17/2
1991	Lewis, Leo	30	225	7.5	44	0	19/14
1992	Parker, Anthony	33	336	10.2	42	0	9/4
1993	*Guliford, Eric	29	212	7.3	50	0	21/10
1994	*Palmer, David	30	193	6.4	20	0	24/11
1995	Palmer, David	26	342	13.2	74t	1	1/1
1996	Palmer, David	22	216	9.8	69t	1	12/6
1997	Palmer, David	34	444	13.1	57	0	3/1
1998	Palmer, David	28	289	10.3	53	0	14/8
1999	Moss, Randy	17	162	9.5	64t	1	DNQ
2000	*Walters, Troy	15	217	14.5	63	0	DNQ
2001	Jacquet, Nate	29	219	7.6	23	0	22/12
2002	*Davis, Nick	24	190	7.9	57	0	17/12
2003	*Howry, Keenan	35	247	7.1	52	0	25/11
2004	Burleson, Nate	25	214	8.6	91t	1	16/7
2005	Moore, Mewelde	21	245	11.7	71t	1	3/2
2006	Moore, Mewelde	36	365	10.1	71t	1	11/4
2007	Moore, Mewelde	13	130	10.0	42	0	DNQ
2008	Berrian, Bernard	7	114	16.3	82t	1	DNQ
2009	Reynaud, Darius	30	308	10.3	36	0	9/7/4
2010	Camarillo, Greg	39	359	9.2	52	0	16/9
2011	Sherels, Marcus	33	277	8.4	53	0	23/10
2012	Sherels, Marcus	32	287	9.0	77t	1	17/7
2013	Sherels, Marcus	22	335	15.2	86t	1	2/1
2014	Sherels, Marcus	27	297	11.0	35	0	6/3

INTERCEPTIONS

Year	Player	No.	Yds.	Avg.	Long	TD	#NFL/NFC
1961	*Hawkins, Rip	5	70	14.0	34	0	16T
1962	Sharockman, Ed	6	92	15.3	32	0	9T
1963	Sharockman, Ed	5	93	18.6	47	1	14T
1964	*Rose, George	6	48	8.0	32	1	5T
1965	Sharockman, Ed	6	118	19.7	40	1	3T
1966	Hackbart, Dale	5	73	14.6	41t	1	9T
1967	MacKbee, Earsell	5	98	19.6	40	1	13T
1968	Krause, Paul	7	82	11.7	29	0	7T
1969	Bryant, Bobby	8	97	12.1	56	0	2T
1970	Sharockman, Ed	7	132	18.8	43	1	5T/2T
1971	Wright, Charlie	7	236	33.7	89	0	6T/3
1972	Krause, Paul	6	109	18.1	35	2	7T/3T
1973	Bryant, Bobby	7	105	15.0	46	1	3/1
1974	Wright, Nate	6	91	15.2	44	0	9T/4T
1975	Krause, Paul	10	201	20.1	81	0	2/1
1976	Wright, Nate	7	47	6.6	21	0	6T/4T
1977	Bryant, Bobby	4	44	11.0	41	0	29T/15T
1978	Bryant, Bobby	7	69	9.9	23	0	6T/4T
1979	Hannon, Tommy	4	85	21.3	52	0	32T/13T
1980	Wright, Nate	4	44	11.0	32	0	32T/13T
1981	Turner, John	6	22	3.7	13	0	13T/4T
1980	Hannon, Tommy	4	28	7.0	28	0	32T/20T
1981	Teal, Willie	4	23	5.8	15	0	32T/20T
1982	Teal, Willie	4	15	3.8	13	0	9T/4T
1983	Turner, John	6	37	6.7	22	0	15T/8T
	Swain, John	6	12	2.0	11	0	15T/8T
1984	Bess, Rufus	3	7	2.4	7	0	53T/24T
1985	Turner, John	5	62	12.4	25	0	21T/10T
1986	Holt, Irsiac	8	54	6.8	27	0	5T/4T
1987	Browner, Joey	6	67	11.2	23	0	2T/2T
1988	Lee, Carl	8	118	14.8	58t	2	2T/2T
1989	Browner, Joey	5	70	14.0	34	0	16T/9T
1990	Browner, Joey	7	103	14.7	31	1	3T/2T
1991	Browner, Joey	5	97	19.4	45	0	8T/5T
1992	McMillian, Audrey	8	157	19.6	61t	2	1T/1
1993	Glenn, Vencie	5	49	9.8	23	0	14T/6T
1994	Parker, Anthony	4	99	24.8	44t	2	21T/12T
	Glenn, Vencie	4	55	13.8	32	0	21T/12T
1995	*Thomas, Orlando	9	108	12.0	45t	1	1/1
1996	Thomas, Orlando	5	57	11.4	34	0	11T/6T
1997	Washington, D.	4	71	17.8	27	0	23T/16T
1998	Hitchcock, Jimmy	7	242	34.6	79t	3	5T/2T
1999	Griffith, Robert	3	0	0.0	0	0	43/21
2000	Wong, Kailee	2	28	14.0	14	0	65T/34T
	Griffith, Robert	2	12	6.0	12	0	65T/34T
2001	Kelly, Robert	2	25	12.5	14	0	72T/37T
	*Kelly, Eric	2	-7	-3.5	2	0	72T/37T
2002	Biekert, Greg	4	26	6.5	20	0	22T/11T
2003	Russell, Brian	9	185	20.6	50	0	1T/1T
2004	Winfield, Antoine	3	89	29.7	56	0	48T/23T
2005	Sharper, Darren	9	276	30.7	92t	2	3/1
2006	Smith, Dwight	4	81	20.3	47	0	18T/7T
	Winfield, Antoine	4	33	8.3	26	1	18T/7T
	Sharper, Darren	4	10	2.5	10	0	18T/7T
2007	Smith, Dwight	4	112	28.0	93t	1	23T/11T
	Sharper, Darren	4	61	15.3	41	1	23T/11T
2008	Leber, Ben	2	29	14.5	28	0	31T/15T
	Sapp, Benny	2	13	6.5	14	0	31T/15T
	Winfield, Antoine	2	5	2.5	4	0	31T/15T
	Williams, Madieu	2	-1	-0.5	0	0	31T/15T
2009	Griffin, Cedric	4	-2	-0.5	0	0	23T/14T
2010	Henderson, E.J.	3	10	3.3	10	0	31T/21T
	Abdullah, Husain	3	5	1.7	5	0	31T/21T
2011	Sanford, Jamarca	2	69	34.5	52	0	62T/41T
2012	*Smith, Harrison	3	87	29.0	56t	2	29T/17T
	Winfield, Antoine	3	37	12.3	31	0	29T/17T
2013	Greenway, Chad	3	23	7.7	23	0	32T/18T
2014	Smith, Harrison	5	150	30.0	81t	1	3t/2t

SACKS

Year	Player	Sacks	Year	Player	Sacks	Year	Player	Sacks	Year	Player	Sacks
1961	Marshall, Jim	6.0	1976	Page, Alan	18.0	1987	Doleman, Chris	11.0	2001	Hovan, Chris	6.0
1962	Marshall, Jim	9.0	1977	Eller, Carl	15.0	1988	Millard, Keith	8.0	2002	Johnstone, Lance	7.0
1963	Hultz, Don	10.5	1978	Mullaney, Mark	9.0		Doleman, Chris	8.0	2003	*Williams, Kevin	10.5
	Marshall, Jim	10.5	1979	Mullaney, Mark	8.0	1989	Doleman, Chris	21.0	2004	Williams, Kevin	11.5
1964	Marshall, Jim	11.5	1980	*Martin, Doug	5.0	1990	Doleman, Chris	11.0	2005	Johnstone, Lance	7.5
1965	Marshall, Jim	7.5		Mullaney, Mark	5.0	1991	Randle, John	9.5	2006	Scott, Darrion	5.5
1966	Marshall, Jim	7.0		Sutherland, Doug	5.0	1992	Doleman, Chris	14.5	2007	Edwards, Ray	5.0
1967	*Page, Alan	8.5	1981	Blair, Matt	6.0	1993	Doleman, Chris	12.5		Leber, Ben	5.0
1968	Page, Alan	11.0		Holloway, Randy	6.0		Randle, John	12.5		Udeze, Kemechi	5.0
1969	Eller, Carl	15.0		Martin, Doug	6.0	1994	Randle, John	13.5	2008	Allen, Jared	14.5
1970	Eller, Carl	13.0	1982	Martin, Doug	10.5	1995	Randle, John	10.5	2009	Allen, Jared	14.5
1971	Page, Alan	9.0	1983	Martin, Doug	12.0	1996	Randle, John	11.5	2010	Allen, Jared	11.0
1972	Eller, Carl	7.0	1984	Holloway, Randy	5.0	1997	Randle, John	15.5	2011	Allen, Jared	22.0
1973	Eller, Carl	11.0		Johnson, Charlie	5.0	1998	Randle, John	10.0	2012	Allen, Jared	12.0
1974	Page, Alan	11.0	1985	*Millard, Keith	11.0	1999	Randle, John	10.0	2013	Allen, Jared	11.5
1975	Page, Alan	13.0	1986	Millard, Keith	10.5	2000	Randle, John	8.0	2014	Griffen, Everson	12.0

TACKLES (DEFENSIVE ONLY)

Year	Player	Solo	Assists	Total
1961	*Hawkins, Rip	100	26	126
1962	Hawkins, Rip	74	16	90
1963	Hawkins, Rip	94	20	114
1964	Hawkins, Rip	61	38	99
1965	Vargo, Larry	78	10	88
1966	Wanwick, Lonnie	66	26	92
1967	Wanwick, Lonnie	90	23	113
1968	Page, Alan	66	30	96
1969	Wanwick, Lonnie	70	6	76
1970	Warwick, Lonnie	60	11	71
1971	Hilgenberg, Wally	87	23	110
1972	Page, Alan	99	33	132
1973	Siemon, Jeff	112	43	155
1974	Siemon, Jeff	105	46	151
1975	Page, Alan	82	40	122
1976	Siemon, Jeff	120	41	161
1977	McNeill, Fred	92	44	136
1978	Siemon, Jeff	170	59	229
1979	Blair, Matt	132	37	169
1980	Studwell, Scott	151	54	205
1981	Studwell, Scott	156	74	230
1982	Studwell, Scott	85	37	122
1983	Studwell, Scott	132	83	215
1984	Studwell, Scott	142	71	213
1985	Studwell, Scott	107	97	204
1986	Browner, Joey	98	41	139
1987	Solomon, Jesse	92	29	121
	Browner, Joey	87	34	121
1988	Studwell, Scott	81	45	126
1989	Studwell, Scott	101	71	172
1990	Merrifweather, Mike	99	54	153
1991	Merrifweather, Mike	101	88	189
1992	Del Rio, Jack	110	39	149
1993	Del Rio, Jack	108	61	169
1994	Del Rio, Jack	118	67	185
1995	McDaniel, Ed	96	40	136
1996	Brady, Jeff	89	57	146
1997	McDaniel, Ed	77	58	135
1998	McDaniel, Ed	100	55	155
1999	McDaniel, Ed	110	56	166
2000	Wong, Kailee	94	40	134
2001	Wong, Kailee	90	26	116
2002	Biekert, Greg	72	75	147
2003	Chavous, Corey	86	22	108
2004	Henderson, E.J.	92	43	125
2005	Cowart, Sam	70	34	104
2006	Henderson, E.J.	95	47	142
2007	Henderson, E.J.	117	38	155
2008	Greenway, Chad	103	47	150
2009	Greenway, Chad	88	39	127
2010	Greenway, Chad	106	43	149
2011	Greenway, Chad	104	70	174
2012	Greenway, Chad	121	70	191
2013	Greenway, Chad	113	54	167
2014	Smith, Harrison	82	38	120

*rookie

#interception ranks

VIKINGS INDIVIDUAL RECORDS

1961-77 - 14 games; 1978-2014 - 16 games

Note: The 1982 regular season was reduced to nine games and the 1987 season to 15 games due to players' strike

COACHES

Games

- 259 Bud Grant, 1967-83, 85
- 159 Dennis Green, 1992-01
- 95 Jerry Burns, 1986-91

Wins

- 158 Bud Grant, 1967-83, 85
- 97 Dennis Green, 1992-01
- 52 Jerry Burns, 1986-91

Consecutive Wins

- 13 Bud Grant, 1974-75
- 12 Bud Grant, 1969
- 10 Dennis Green, 1999-00
- 9 Bud Grant, 1973
- 9 Dennis Green, 1998-99
- 9 Mike Tice, 2002-03

Losses

- 96 Bud Grant, 1967-83, 85
- 62 Dennis Green, 1992-01
- 51 Norm Van Brocklin, 1961-66

Consecutive Losses

- 7 Norm Van Brocklin, 1961
- 7 Norm Van Brocklin, 1961-62
- 6 Les Steckel, 1984
- 6 Leslie Frazier, 2011

Winning Percentage

- 62.0 Bud Grant, 1967-83, 85 (158-96-5)
- 61.0 Dennis Green, 1992-01 (97-62)
- 54.7 Jerry Burns, 1986-91 (52-43)
- 52.7 Brad Childress, 2006-10 (39-35)

Seasons

- 18 Bud Grant, 1967-83, 85
- 10 Dennis Green, 1992-01
- 6 Norm Van Brocklin, 1961-66
- 6 Jerry Burns, 1986-91

Consecutive Winning Seasons

- 6 Bud Grant, 1973-78
- 5 Dennis Green, 1996-00
- 4 Bud Grant, 1968-71
- 4 Jerry Burns, 1986-89

Division Titles

- 11 Bud Grant, 1968-71, 73-78, 80
- 4 Dennis Green, 1992, 94, 98, 2000
- 2 Brad Childress, 2008-09
- 1 Jerry Burns, 1989

Consecutive Division Titles

- 6 Bud Grant, 1973-78
- 4 Bud Grant, 1968-71
- 2 Brad Childress, 2008-09



Jim Marshall played in a Vikings record 270 games in 19 seasons with the team.

SERVICE

Most Seasons

- 19 Jim Marshall, 1961-79
- 17 Mick Tingelhoff, 1962-78
- 15 Carl Eller, 1964-78
- 15 Ron Yary, 1968-82
- 15 Roy Winston, 1962-76
- 15 Fred Cox, 1963-77

Most Games Played

- 270 Jim Marshall, 1961-79
- 240 Mick Tingelhoff, 1962-78
- 210 Fred Cox, 1963-77

- 209 Carl Eller, 1964-78
- 202 Scott Studwell, 1977-90

Most Consecutive Games Played

- 270 Jim Marshall, 1961-79
- 240 Mick Tingelhoff, 1962-78
- 210 Fred Cox, 1963-77

Most Games Started

- 270 Jim Marshall, 1961-79
- 240 Mick Tingelhoff, 1962-78
- 201 Carl Eller, 1964-78

Most Consecutive Games Started

- 270 Jim Marshall, 1961-79
- 240 Mick Tingelhoff, 1962-78
- 181 Tim Irwin, 1982-93

SCORING

Most Seasons Leading Team

- 12 Fred Cox, 1963-73, 1976
- 6 Ryan Longwell, 2006-11
- 5 Rick Danmeier, 1978-82
- 5 Fuad Revez, 1991-95
- 5 Gary Anderson, 1998-02

Most Consecutive Seasons Leading Team

- 11 Fred Cox, 1963-73
- 6 Ryan Longwell, 2006-11
- 5 Rick Danmeier, 1978-82
- 5 Fuad Revez, 1991-95
- 5 Gary Anderson, 1998-02

POINTS

Career

- 1,365 Fred Cox, 1963-77 (519-pat, 282-fg)
- 670 Chris Carter, 1990-01 (110-td, 5-2-pt)
- 633 Ryan Longwell, 2006-11 (228-pat, 135-fg)
- 598 Fuad Revez, 1991-95 (199-pat, 133-fg)
- 564 Randy Moss, 1998-04, '10 (93-td, 3-2-pt)

Season

- 164 Gary Anderson, 1998 (59-pat, 35-fg)
- 141 Blair Walsh, 2012 (36-pat, 35-fg)
- 132 Ryan Longwell, 2009, (54-pat, 26-fg)
- 132 Fuad Revez, 1994 (30-pat, 34-fg)
- 132 Chuck Foreman, 1975 (22-td, 2-pt)

Most Seasons, 100 or More Points

- 4 Fred Cox, 1964-65, 1969-70
- 4 Fuad Revez, 1992-95
- 3 Gary Anderson, 1998-2000
- 3 Ryan Longwell, 2008-09, 2011
- 3 Blair Walsh, 2012-14

Season, Rookie

- 141 Blair Walsh, 2012 (36-pat, 35-fg)
- 106 Randy Moss, 1998 (17-td, 2-2-pt)
- 78 Adrian Peterson, 2007 (13-td)

Game

- 24 Chuck Foreman, @ Buf., 12/20/75 (4-tds)
- 24 Ahmad Rashad, vs. SF, 9/2/79 (4-tds)
- 21 Rich Karlis, vs. LA Rams, 11/5/89 (7-fg)

Game, Opponent

- 30 Shaun Alexander, @ Sea., 9/29/02 (5-2-tds)
- 28 Paul Hornung, @ G.B., 9/16/62 (3-tds, 4-pat, 2-fg)

Most Consecutive Games Scoring

- 151 Fred Cox, 1963-73

TOUCHDOWNS

Most Seasons Leading Team

- 7 Adrian Peterson, 2007-13
- 5 Bill Brown, 1964, 1966-68, 1972
- 5 Ted Brown, 1980-81, 1983-85
- 5 Cris Carter, 1993, 1995-97, 1999
- 5 Randy Moss, 1998, 2000-01, 2003-04

Most Consecutive Seasons Leading Team

- 7 Adrian Peterson, 2007-13
- 4 Chuck Foreman, 1974-77

Career

- 110 Cris Carter, 1990-01 (110-p)
- 93 Randy Moss, 1998-04, 10 (92-p, 1-rt)
- 91 Adrian Peterson, 2007-13 (86-r, 5-p)
- 76 Bill Brown, 1962-74 (52-r, 23-p, 1-rt)
- 75 Chuck Foreman, 1973-79 (52-r, 23-p)

Season

- 22 Chuck Foreman, 1975 (13-r, 9-p)
- 18 Adrian Peterson, 2009 (18-r)
- 17 Cris Carter, 1995 (17-p)
- 17 Randy Moss, 1998 (17-p)
- 17 Randy Moss, 2003 (17-p)
- 16 Bill Brown, 1964 (7-r, 9-p)

Season, Rookie

- 17 Randy Moss, 1998 (17-p)
- 13 Adrian Peterson, 2007 (12-r, 1-p)

Game

- 4 Chuck Foreman, @ Buf., 12/20/75 (2-r, 2-p)

- 4 Ahmad Rashad, vs. S.F., 9/2/79 (4-p)
- 5 Shaun Alexander, @ Sea., 9/29/02

Game, Opponent

- 10 Randy Moss, 2003-04
- 7 Moe Williams, 2002
- 7 Cris Carter, 1999
- 7 Randy Moss, 1998
- 7 Chuck Foreman, 1974
- 6 Tommy Mason, 1965
- 6 Bill Brown, 1968
- 6 Ted Brown, 1980
- 6 Cris Carter, 1996-1997
- 6 Cris Carter, 1998-99
- 6 Adrian Peterson, 2011
- 6 Cordarrelle Patterson, 2013-14

POINTS AFTER TOUCHDOWN

Most Attempted, Career

- 538 Fred Cox, 1963-77
- 233 Ryan Longwell, 2006-11
- 217 Gary Anderson, 1998-02

Most Attempted, Season

- 59 Gary Anderson, 1998
- 55 Ryan Longwell, 2009
- 49 Chuck Nelson, 1988
- 48 Fred Cox, 1975
- 48 Aaron Elling, 2003

Most Attempted, Game

- 7 Fred Cox, vs. Bal., 9/28/69
- 7 Fred Cox, vs. Pit., 11/23/69
- 7 Fred Cox, vs. Hou., 10/13/74
- 7 Chuck Nelson, @ T.B., 10/23/88

Most Made, Career

- 519 Fred Cox, 1963-77
- 228 Ryan Longwell, 2006-11
- 215 Gary Anderson, 1998-02

Most Made, Season

- 59 Gary Anderson, 1998
- 54 Ryan Longwell, 2009
- 48 Chuck Nelson, 1988
- 48 Aaron Elling, 2003

Most Made, Game

- 7 Fred Cox, vs. Bal., 9/28/69
- 7 Fred Cox, vs. Pit., 11/23/69
- 7 Chuck Nelson, @ T.B., 10/23/88

Most Made, Game, Opponent

- 8 Jim Bakken, @ Stl., 10/6/63
- 7 Roger LeClerc, @ Chi., 12/17/61

Most Consecutive Made

- 199 Fred Cox, 1968-74
- 151 Gary Anderson, 1998-01
- 133 Fred Cox, 1964-68

Highest Percentage, Career (minimum 200 made)

- 99.1 Gary Anderson, 1998-02 (215-217)

Most Made, No Misses, Season

- 59 Gary Anderson, 1998
- 48 Aaron Elling, 2003
- 46 Gary Anderson, 1999

FIELD GOALS

Most Attempted, Career

- 455 Fred Cox, 1963-77
- 171 Fuad Revez, 1990-95
- 157 Ryan Longwell, 2006-11

Most Attempted, Season

- 46 Fred Cox, 1970
- 39 Rich Karlis, 1989
- 39 Fuad Revez, 1994

Most Attempted, Game

- 7 Rich Karlis, vs. LA Rams, 11/5/89
- 6 Fred Cox, vs. N.O., 9/27/70
- 6 Fred Cox, @ Chi., 9/23/73
- 6 Fred Cox, vs. Cle., 11/4/73
- 6 Rich Karlis, vs. Cin., 12/25/89
- 6 Fuad Revez, vs. G.B., 9/26/93
- 6 Gary Anderson, @ Bal., 12/13/98
- 6 Ryan Longwell, vs. Ind., 9/14/08

Most Attempted, Game, Opponent

- 8 Goro Yepremian, vs. Det., 11/13/66
- 7 Jason Hanson, @ Det., 10/17/99
- 6 Raul Allegre, vs. NYG, 11/16/86

Most Made, Career

- 282 Fred Cox, 1963-77
- 135 Ryan Longwell, 2006-11
- 133 Fuad Revez, 1990-95

Most Made, Season

- 35 Gary Anderson, 1998
- 35 Blair Walsh, 2012
- 34 Fuad Revez, 1994

KICKOFF

EXECUTIVES

COACHES

STAFF

PLAYERS

ROOKIES

2014 SEASON

RECORDS

PLAYOFF RECORDS

HISTORY

EXTRA POINTS

Most Made, Season, Rookie

- 35 Blair Walsh, 2012
9 Mike Mercer, 1961

Most Made, Game

- 7 Rich Karlis, vs. LA Rams, 11/5/89

Most Made, Game, Opponent

- 6 Gary Yepremian, vs. Det., 11/13/66
6 Jason Hanson, @ Det., 10/17/99

Most Made, No Misses, Game

- 7 Rich Karlis, vs. LA Rams, 11/5/89

Most Made, One Quarter

- 3 Many Times, last Blair Walsh,
@ St.L., 12/16/12 (2nd)

Most Consecutive Field Goals Made

- 35 Gary Anderson, 1998
31 Fuad Reveiz, 1994-95

Most Consecutive Games Made FG

- 31 Fred Cox, 1968-70

Longest Field Goal

- 56 Paul Edinger, vs. G.B., 10/23/05

Blair Walsh @ Hou., 12/23/12

- 55 Ryan Longwell, @ Chi., 10/14/07

Blair Walsh, vs. Jax., 9/9/12**Blair Walsh, @ Sea., 11/4/12****Blair Walsh, vs. Atl., 9/28/14****Blair Walsh, @ Buf., 10/19/14****Jan Stenerud, vs. Atl., 9/16/84****Paul Edinger, vs. Chi., 1/1/06****Ryan Longwell, vs. G.B., 11/9/08****Ryan Longwell, @ Jax., 11/23/08****Blair Walsh, vs. G.B., 12/20/12****Blair Walsh, vs. Pit., 9/29/13****Longest Field Goal, Opponent**

- 58 Mason Crosby, vs. G.B., 10/23/11

- 56 Greg Zuerlein, @ St.L., 9/7/14

- 55 Donald Igwebulike, vs. T.B., 11/30/86

- 55 Kevin Butler, @ Chi., 10/25/93

- 55 Dave Raynar, @ Det., 1/2/11

Most Made, 50 or More Yards, Career

- 17 Blair Walsh, 2012-14

- 11 Ryan Longwell, 2006-11

- 8 Fuad Reveiz, 1990-95

Most Made, 50 or More Yards, Season

- 10 Blair Walsh, 2012

- 6 Ryan Longwell, 2008

- 5 Blair Walsh, 2014

Most Made, 50 or More Yards, Game

- 3 Blair Walsh, @ St.L., 12/16/12

Highest Field Goal Percentage, Career (100 made)

- 86.0 Ryan Longwell, 2006-11 (135-157)

- 84.5 Gary Anderson, 1998-02 (109-129)

- 77.8 Fuad Reveiz, 1990-95 (133-171)

- 62.0 Fred Cox, 1963-77 (282-455)

Highest Field Goal Percentage, Season (Qualifiers)

- 100.0 Gary Anderson, 1998 (35-35)

- 95.7 Gary Anderson, 2000 (22-23)

- 94.4 Ryan Longwell, 2010 (17-18)

- 92.9 Ryan Longwell, 2009 (26-28)

- 92.1 Blair Walsh, 2012 (35-38)

SAFETIES**Career**

- 4.0 Jared Allen, 2008-12

- 2.5 Chris Doleman, 1985-93

- 2.0 Carl Eller, 1964-78

- 2.0 Alan Page, 1967-78

Season

- 2 Alan Page, 1971

- 2 Jared Allen, 2008

Game

- 1 Many Times, last vs. Den., 12/4/11, Willis

- McGahee tackled by Jared Allen in EZ

RUSHING**Most Seasons Leading Team**

- 7 Adrian Peterson, 2007-13

- 6 Chuck Foreman, 1973-78

- 6 Robert Smith, 1995-00

- 5 Darrin Nelson, 1983, 1985-88

Most Consecutive Seasons Leading Team

- 7 Adrian Peterson, 2007-13

- 6 Chuck Foreman, 1973-78

- 6 Robert Smith, 1995-00

- 4 Darrin Nelson, 1985-88

ATTEMPTS**Career**

- 2,054 Adrian Peterson, 2007-14

- 1,627 Bill Brown, 1962-74

- 1,529 Chuck Foreman, 1973-79

- 1,411 Robert Smith, 1993-00

Season

- 363 Adrian Peterson, 2008

- 348 Adrian Peterson, 2012

- 314 Adrian Peterson, 2009

- 303 Chester Taylor, 2006

Season, Rookie

- 238 Adrian Peterson, 2007

- 201 Alfred Anderson, 1984

- 182 Chuck Foreman, 1973

Game

- 35 Adrian Peterson, vs. Chi., 12/1/13

- 34 Adrian Peterson, vs. G.B., 12/30/12

- 33 Chuck Foreman, vs. S.D., 11/23/75

- 33 Chuck Foreman, @ Det., 12/17/77

- 33 Terry Allen, @ Pit., 12/20/92

- 33 Scottie Graham, vs. K.C., 12/26/93

Game, Opponent

- 40 Walter Payton, @ Chi., 11/20/77

- 36 James Jones, vs. Det., 9/7/86

- 35 Earl Campbell, vs. N.O., 11/24/85

Consecutive Attempts Without Fumble

- 478 Robert Smith, 1996-98

- 349 Scottie Graham, 1993-96

YARDS**Career**

- 10,190 Adrian Peterson, 2007-14

- 6,818 Robert Smith, 1993-00

- 5,887 Chuck Foreman, 1973-79

- 5,757 Bill Brown, 1962-74

Season

- 2,097 Adrian Peterson, 2012

- 1,760 Adrian Peterson, 2008

- 1,521 Robert Smith, 2000

- 1,383 Adrian Peterson, 2009

- 1,341 Adrian Peterson, 2007

- 1,298 Adrian Peterson, 2010

- 1,296 Michael Bennett, 2002

- 1,266 Robert Smith, 1997

- 1,266 Adrian Peterson, 2013

- 1,216 Chester Taylor, 2006

- 1,201 Terry Allen, 1992

Season, Rookie

- 1,341 Adrian Peterson, 2007

- 801 Chuck Foreman, 1973

- 773 Alfred Anderson, 1984

Game

- 296 Adrian Peterson, vs. S.D., 11/4/07

- 224 Adrian Peterson, @ Chi., 10/14/07

- 212 Adrian Peterson, @ St.L., 12/16/12

- 211 Adrian Peterson, vs. Chi., 12/1/13

- 210 Adrian Peterson, @ G.B., 12/2/12

- 200 Chuck Foreman, @ Phi., 10/24/76

- 199 Adrian Peterson, vs. G.B., 12/30/12

- 192 Adrian Peterson, vs. G.B., 11/9/08

- 182 Adrian Peterson, @ Sea., 11/4/12

- 180 Adrian Peterson, @ Cle., 9/13/09

Game, Rookie

- 296 Adrian Peterson, vs. S.D., 11/4/07

- 224 Adrian Peterson, @ Chi., 10/14/07

- 148 Onterio Smith, @ Chi., 12/14/03

Game, Opponent

- 275 Walter Payton, @ Chi., 11/20/77

- 220 Barry Sanders, vs. Det., 11/24/91

- 219 James Wilder, vs. T.B., 11/6/83

- 203 Earl Campbell, @ Hou., 12/21/80

Longest Run (All TDs)

- 95 Chester Taylor, @ Sea., 10/22/06

- 95 Michael Bennett, @ T.B., 11/3/02

- 84 Chester Taylor, @ S.F., 12/9/07

- 82 Adrian Peterson, @ G.B., 12/2/12

- 82 Adrian Peterson, @ St.L., 12/16/12

- 80 Clinton Jones, vs. Chi., 11/2/69

- 80 Adrian Peterson, vs. Det., 9/26/10

- 78 Robert Smith, @ Buf., 8/31/97

- 78 Michael Bennett, vs. NYG, 11/10/02

- 78 Adrian Peterson, vs. Det., 9/8/13

Longest Run, Opponent

- 99 Tony Dorsett, vs. Dal., 1/3/83 (td)

- 76 Robert Griffin III, @ Was., 10/14/12 (td)

- 75 James Wilder, vs. T.B., 11/6/83 (td)

- 73 Dick Bass, vs. LA Rams, 12/3/61 (td)

- 73 LaDainian Tomlinson, vs. S.D., 11/9/03 (td)

- 73 Brandon Jacobs, vs. NYG., 12/13/10

Most Seasons, 1,000+ Yards

- 6 Adrian Peterson, 2007-10, 2012-13

- 4 Robert Smith, 1997-00

- 3 Chuck Foreman, 1975-77

- 2 Terry Allen, 1992, 1994

Most Consecutive Seasons, 1,000+ Yards

- 4 Robert Smith, 1997-00

- 4 Adrian Peterson, 2007-10

- 3 Chuck Foreman, 1975-77

Most Games, 100+ Yards, Career

- 42 Adrian Peterson, 2007-13

- 29 Robert Smith, 1993-00

- 17 Chuck Foreman, 1973-79

- 9 Michael Bennett, 2001-05

- 8 Bill Brown, 1962-74

Most Games, 100+ Yards, Season

- 10 Adrian Peterson, 2008

- 10 Adrian Peterson, 2012

- 8 Robert Smith, 2000

- 6 Robert Smith, 1997

- 6 Adrian Peterson, 2007

- 5 Chuck Foreman, 1975

- 5 Robert Smith, 1998

- 5 Michael Bennett, 2002

- 5 Adrian Peterson, 2010

- 5 Adrian Peterson, 2013

Most Consecutive Games, 100+ Yards

- 8 Adrian Peterson, 10/21/12-12/16/12

- 5 Robert Smith, 11/6/00-11/30/00

- 4 Michael Bennett, 10/27/02-11/07/02

- 4 Adrian Peterson, 10/12/08-11/9/08

- 3 Chuck Foreman, 11/9/75-11/23/75

- 3 Adrian Peterson, 9/23/07-10/14/07

- 3 Adrian Peterson, 11/30/08-12/14/08

AVERAGE GAIN**Career (700 att.)**

- 4.96 Adrian Peterson, 2007-14 (2,054-10,190)

- 4.75 Robert Smith, 1993-99 (1,116-5,297)

- 4.45 Michael Bennett, 2001-05 (723-3,174)

Season (Qualifiers)

- 6.0 Adrian Peterson, 2012 (348-2,097)

- 5.6 Adrian Peterson, 2007 (238-1,341)

- 5.5 Robert Smith, 1997 (232-1,266)

Game (10 att.)

- 12.2 Tommy Mason, vs. Bal., 11/17/63

- 11.7 Terry Allen, @ G.B., 9/6/62

- 11.4 Michael Bennett, @ T.B., 11/3/02

- 11.2 Adrian Peterson, @ Chi., 10/14/07

TOUCHDOWNS**Most Seasons Leading Team**

- 7 Adrian Peterson, 2007-13

- 6 Chuck Foreman, 1973-78

- 6 Ted Brown, 1980-81, 1983-86

Most Consecutive Seasons Leading Team

- 7 Adrian Peterson, 2007-13

- 6 Chuck Foreman, 1973-78

- 4 Ted Brown, 1983-86

Career

- 86 Adrian Peterson, 2007-14

- 52 Chuck Foreman, 1973-79

- 52 Bill Brown, 1962-74

- 40 Ted Brown, 1979-86

Season

- 18 Adrian Peterson, 2009

- 13 Chuck Foreman, 1975

- 13 Chuck Foreman, 1976

Most Consecutive Games w/Rushing TD

- 7 Moe Williams, 2002
- 6 Bill Brown, 1968
- 6 **Adrian Peterson, 2011**
- 5 Tommy Mason, 1965

PASSING

Most Seasons Leading Team

- 13 Fran Tarkenton, 1961-66, 1972-78
- 7 Tommy Kramer, 1979-82, 1984-86

Most Consecutive Seasons

Leading Team

- 7 Fran Tarkenton, 1972-78
- 6 Fran Tarkenton, 1961-66
- 5 Daunte Culpepper, 2000-04
- 4 Tommy Kramer, 1979-82

RATING

Highest, Career (1,500 att.)

- 91.5 Daunte Culpepper, 1999-05
- 82.5 Brad Johnson, 1992-98, 2005-06
- 80.2 Fran Tarkenton, 1961-66, 1972-78

Highest, Season (qualifiers)

- 110.9 Daunte Culpepper, 2004
- 107.2 Brett Favre, 2009
- 106.0 Randall Cunningham, 1998
- 98.0 Daunte Culpepper, 2000

Game (20 att.)

- 157.2 Gus Feroette, vs. S.F., 9/28/03
- 151.8 Fran Tarkenton, vs. Hou., 10/13/74
- 151.3 Daunte Culpepper, vs. G.B., 12/24/04
- 151.1 Daunte Culpepper, vs. Car., 11/19/00
- 150.3 Warren Moon, vs. N.O., 11/19/95

ATTEMPTS

Career

- 4,569 Fran Tarkenton, 1961-66, 1972-78
- 3,648 Tommy Kramer, 1977-89
- 2,607 Daunte Culpepper, 1999-05

Season

- 606 Warren Moon, 1995
- 601 Warren Moon, 1994
- 593 Tommy Kramer, 1981

Game

- 63 Rich Gannon, @ N.E., 10/20/91
- 62 Steve Diels, @ T.B., 9/5/81
- 61 Tommy Kramer, @ N.E., 12/16/79

Game, Opponent

- 70 Drew Bledsoe, @ N.E., 11/13/94
- 57 Troy Aikman, @ Dal., 11/26/98
- 55 Doug Williams, vs. T.B., 11/16/80
- 55 Sam Bradford, @ Stl., 12/16/12

COMPLETIONS

Career

- 2,635 Fran Tarkenton, 1961-66, 1972-78
- 2,011 Tommy Kramer, 1977-89
- 1,678 Daunte Culpepper, 1999-05

Season

- 379 Daunte Culpepper, 2004
- 377 Warren Moon, 1995
- 371 Warren Moon, 1994
- 363 Brett Favre, 2009

Game

- 38 Tommy Kramer, vs. Cle., 12/14/80
- 38 Tommy Kramer, vs. G.B., 11/29/81
- 37 Steve Diels, @ T.B., 9/5/81
- 37 Daunte Culpepper, @ Phi., 9/20/04

Game, Opponent

- 45 Drew Bledsoe, @ N.E., 11/13/94
- 36 Ben Roethlisberger, vs. Pit., 9/29/13
- 35 Drew Bledsoe, vs. Buf., 9/15/02
- 35 Sam Bradford, Stl., 12/16/12
- 35 Ryan Tannehill, @ Mia., 12/21/14

Consecutive Passes Completed

- 16 Tommy Kramer, @ G.B., 11/17/79
- 14 Wade Wilson, vs. Det., 11/6/88

COMPLETION PERCENTAGE

Career (1,500 att.)

- 64.4 Daunte Culpepper, 1999-05 (1,678-2,607)
- 64.0 Brad Johnson, 1992-98, 2005-06 (1,036-1,670)
- 57.6 Fran Tarkenton, 1961-66, 1972-78 (2,635-4,569)

Season (qualifiers)

- 69.2 Daunte Culpepper, 2004 (379-548)
- 68.4 Brett Favre, 2009 (363-531)
- 65.0 Daunte Culpepper, 2003 (295-454)
- 64.4 **Teddy Bridgewater, 2014 (259-402)**

Game (20 attempts)

- 88.0 Brett Favre, vs. Sea., 11/22/09 (22-25)
- 85.2 Brett Favre, @ Det., 9/20/09 (23-27)
- 84.0 Randall Cunningham, @ T.B., 11/198 (21-25)
- 83.9 Fran Tarkenton, vs. Sea., 11/14/76 (26-31)
- 80.9 Christian Ponder, vs. Was., 11/7/13 (17-21)

YARDS GAINED

Career

- 33,098 Fran Tarkenton, 1961-66, 1972-78
- 24,775 Tommy Kramer, 1977-89
- 20,162 Daunte Culpepper, 1999-05

Season

- 4,717 Daunte Culpepper, 2004
- 4,264 Warren Moon, 1994
- 4,228 Warren Moon, 1995
- 4,202 Brett Favre, 2009

Game

- 490 Tommy Kramer, @ Was., 11/2/86 (107)
- 456 Tommy Kramer, vs. Cle., 12/14/80
- 449 Joe Kapp, vs. Bal., 9/28/69
- 446 Brett Favre, vs. Ari., 11/7/10

Game, Opponent

- 486 Doug Williams, vs. T.B., 11/16/80
- 463 Drew Bledsoe, vs. Buf., 9/15/02
- 455 Troy Aikman, vs. Dal., 11/26/98

Most Seasons, 3,000+ Passing Yards

- 5 Tommy Kramer, 1979-81, 1985-86
- 4 Daunte Culpepper, 2000, 2002-04

Most Games, 300+ Passing Yards, Career

- 19 Tommy Kramer, 1977-89
- 19 Daunte Culpepper, 1999-05
- 10 Warren Moon, 1994-95

Most Games, 300+ Passing Yards, Season

- 6 Warren Moon, 1994
- 6 Daunte Culpepper, 2004
- 6 Brett Favre, 2009
- 5 Tommy Kramer, 1981
- 5 Tommy Kramer, 1985
- 5 Daunte Culpepper, 2000

Most Consecutive Games, 300+ Passing Yards

- 4 Daunte Culpepper, 2004
- 3 Randall Cunningham, 1998
- 3 Warren Moon, 1994
- 3 Warren Moon, 1995
- 3 Tommy Kramer, 1985

Longest Pass Completion (All TDs)

- 99 Gus Feroette (to B. Berrian), vs. Chi., 11/30/08
- 89 Fran Tarkenton (to C. Ferguson), @ Chi., 11/11/62
- 87 **Teddy Bridgewater (to J. Wright), vs. N.Y.J., 12/7/14**

- 86 Gus Feroette (to B. Berrian), vs. Det., 10/12/08
- 85 Joe Kapp (to G. Washington), vs. Stl., 10/8/67
- 85 Warren Moon (to Q. Ismail), vs. Det., 9/10/95
- 83 Joe Kapp (to G. Washington), vs. Bal., 9/28/69

- 82 Brad Johnson (to J. Reed), @ Oak., 11/17/96
- 82 Daunte Culpepper (to R. Moss), @ Det., 12/19/04

- 80 Fran Tarkenton (to J. Gilliam), vs. Hou., 10/13/74
- 80 Jeff George (to M. Hatchette), vs. S.F., 10/24/99

- 80 Todd Bouman (to M. Bennett), @ Pit., 12/2/01
- 80 Brad Johnson (to K. Robinson), @ Det., 12/4/05

Opponent/Longest Pass Comp. (All TDs)

- 95 Lynn Dickey (to Steve Odum), vs. G.B., 10/2/77
- 94 Ken Anderson (to Billy Brooks), vs. Cin., 11/13/77
- 93 Rodney Peete (to Herman Moore), vs. Det., 10/31/93

AVERAGE GAIN

Career (1,500 att.)

- 7.73 Daunte Culpepper, 1999-05 (2,607-20,162)
- 7.29 Wade Wilson, 1981-91 (1,665-12,135)
- 7.24 Fran Tarkenton, 1961-66, 1972-78 (4,569-33,098)
- 6.79 Tommy Kramer, 1977-89 (3,648-24,775)

Season (qualifiers)

- 8.72 Randall Cunningham, 1998 (425-3,704)
- 8.61 Daunte Culpepper, 2004 (548-4,717)
- 8.56 Jeff George, 1999 (329-2,816)
- 8.31 Daunte Culpepper, 2000 (474-3,937)

Game (20 att.)

- 14.0 Tommy Kramer, @ Was., 11/2/86 (35-490)
- 13.9 Fran Tarkenton, vs. Det., 11/7/76 (25-347)
- 13.8 Randall Cunningham, @ G.B., 10/5/98 (32-442)

TOUCHDOWNS

Career

- 239 Fran Tarkenton, 1961-66, 1972-78
- 159 Tommy Kramer, 1977-89
- 135 Daunte Culpepper, 1999-05

Season

- 39 Daunte Culpepper, 2004
- 34 Randall Cunningham, 1998
- 33 Warren Moon, 1995
- 33 Daunte Culpepper, 2000
- 33 Brett Favre, 2009

Game

- 7 Joe Kapp, vs. Bal., 9/28/69
- 6 Randall Cunningham, vs. G.B., 9/28/86
- 5 Tommy Kramer, vs. Chi., 11/28/82
- 5 Daunte Culpepper, vs. Dal., 9/12/04
- 5 Daunte Culpepper, @ Hou., 10/10/04
- 5 Daunte Culpepper, @ N.O., 10/17/04

Game, Rookie

- 4 Fran Tarkenton, vs. Chi., 9/17/61
- 4 Fran Tarkenton, vs. LA Rams, 12/3/61
- 4 Fran Tarkenton, @ Chi., 12/17/61

Game, Opponent

- 5 Gary Cuozzo, vs. Bal., 11/14/65
- 5 John Brodie, vs. S.F., 11/28/65
- 5 Gary Danielson, @ Det., 12/9/78
- 5 John Elway, @ Den., 11/18/84
- 5 Brett Favre, @ G.B., 9/21/97
- 5 Brad Johnson, @ T.B., 11/3/02
- 5 Drew Brees, vs. N.O., 12/8/11

Most Games, Four or More Touchdown Passes, Career

- 9 Tommy Kramer, 1977-89
- 7 Fran Tarkenton, 1961-66, 1972-78
- 6 Daunte Culpepper, 1999-05

Most Games, Four or More Touchdown Passes, Season

- 4 Randall Cunningham, 1998
- 4 Daunte Culpepper, 2004
- 3 Fran Tarkenton, 1961
- 3 Tommy Kramer, 1981

Most Consecutive Games, Four or More Touchdown Passes

- 2 Tommy Kramer, 1981
- 2 Warren Moon, 1995
- 2 Randall Cunningham, 1998
- 2 Randall Cunningham, 1998
- 2 Daunte Culpepper, 2004

Most Consecutive Games, Touchdown Pass

- 24 Daunte Culpepper, 2000-01
- 21 Daunte Culpepper, 2003-04
- 15 Brad Johnson, 1996-97
- 13 Fran Tarkenton, 1974-75

HAD INTERCEPTED

Career

- 194 Fran Tarkenton, 1961-66, 1972-78
- 157 Tommy Kramer, 1977-89
- 86 Daunte Culpepper, 1999-2005

Season

- 32 Fran Tarkenton, 1978
- 26 Tommy Kramer, 1985
- 25 Fran Tarkenton, 1962

Game

- 5 Many Times, last time by Daunte Culpepper, @ Cin., 9/18/05

Game, Opponent

- 6 Vinny Testaverde, @ T.B., 10/23/88
- 5 Billy Wade, @ Chi., 11/11/62
- 5 Kim McQuilken, vs. Atl., 11/9/75
- 5 Eric Hipple, vs. Det., 9/25/83
- 5 Ryan Fitzpatrick, vs. Stl., 12/11/05

Consecutive Attempts, No Interceptions

- 193 Warren Moon, 1995
- 162 Randall Cunningham, 1997-98
- 159 Brett Favre, 2009
- 156 Rich Gannon, 1990-91

Most Attempts, No Interceptions, Game

- 63 Rich Gannon, @ N.E., 10/20/91

Most Attempts, No Interceptions, Game, Opponent

- 70 Drew Bledsoe, @ N.E., 11/13/94

LOWEST PERCENTAGE PASSES INTERCEPTED

Career (1,500 att.)

- 2.9 Brad Johnson, 1992-98, 2005-06 (1,670-48)
- 3.3 Daunte Culpepper, 1999-05, (2,607-86)
- 4.2 Fran Tarkenton, 1961-66, 1972-78 (4,569-194)

Season (qualifiers)

- 1.3 Brett Favre, 2009 (531-7)
- 1.4 Brad Johnson, 2005, (294-4)

* Denotes overtime

- 1.7 Rich Gannon, 1991 (354-6)
 1.9 Fran Tarkenton, 1976 (412-8)
 2.0 Daunte Culpepper, 2004 (548-11)

TIMES SACKED**Career**

- 417 Fran Tarkenton, 1961-66, 1972-78
 247 Tommy Kramer, 1977-89
 228 Daunte Culpepper, 1999-05

Season

- 47 Daunte Culpepper, 2002
 46 Fran Tarkenton, 1964
 46 Daunte Culpepper, 2004
 45 Fran Tarkenton, 1962

Game

- 11 Archie Manning, @ Chi., 10/28/84
 9 Fran Tarkenton, @ Chi., 12/17/61
 9 Fran Tarkenton, vs. Bal., 9/23/62
 9 Fran Tarkenton, vs. Det., 10/11/64
 9 Daunte Culpepper, @ Atl., 10/2/05

Game, Opponent

- 9 Bill Munson, vs. Det., 10/6/68
 9 Bobby Douglass, vs. Chi., 11/2/69
 9 Randy Johnson, @ Atl., 12/20/70
 9 Jim Harbaugh, @ Chi., 10/25/93

Highest Attempts/Sack Ratio, Career (1,000 att.)

- 18.0 Warren Moon, 1994-95 (1,207-67)
 16.7 Brad Johnson, 1992-98, '05-'06 (1,670-100)
 14.7 Tommy Kramer, 1977-89 (3,648-248)
 12.4 Rich Gannon, 1987-92 (1,003-81)

Highest Attempts/Sack Ratio, Season (qualifiers)

- 31.2 Tommy Kramer, 1981 (593-19)
 21.3 Randall Cunningham, 1998 (425-20)
 20.6 Fran Tarkenton, 1974 (351-17)

PASS RECEIVING**RECEPTIONS****Most Seasons, Leading Team**

- 10 Cris Carter, 1991-00
 4 Anthony Carter, 1987-90

Most Consecutive Seasons, Leading Team

- 10 Cris Carter, 1991-00
 4 Anthony Carter, 1987-90

Career

- 1,004 Cris Carter, 1990-01
 587 Randy Moss, 1998-04, '10
 498 Steve Jordan, 1982-94

Season

- 122 Cris Carter, 1994
 122 Cris Carter, 1995
 111 Randy Moss, 2003
 106 Randy Moss, 2002

Season, Rookie

- 69 Randy Moss, 1998
 60 Percy Harvin, 2009
 51 Paul Flatley, 1963
 51 Sammy White, 1976
 45 Cordarrelle Patterson, 2013

Game

- 15 Rickey Young, @ N.E., 12/16/79
 14 Cris Carter, @ Ari., 10/2/94
 12 13 times, last Percy Harvin, @ Ind., 9/16/12

Game, Rookie

- 9 Sammy White, vs. LA Rams, 9/19/76
 9 Sammy White, @ Mia., 12/11/76
 8 James Brim, @ Chi., 10/11/87
 8 Randy Moss, vs. G.B., 11/22/98
 8 Randy Moss, vs. Chi., 12/6/98
 8 Cordarrelle Patterson, @ G.B., 11/24/13

Game, Opponent

- 14 Jerry Rice, @ S.F., 12/18/95
 13 James Wilder, @ T.B., 9/15/85
 13 Peerless Price, vs. Buf., 9/15/02

Most Consecutive Games, Pass Reception

- 111 Cris Carter, 1991-98
 105 Anthony Carter, 1985-92
 105 Randy Moss, 1998-04, '10

Most Seasons 50 or More Pass Receptions

- 11 Cris Carter, 1991-01
 6 Ahmad Rashad, 1976-81
 6 Randy Moss, 1998-03
 5 Steve Jordan, 1985-86, '88, '91, '93
 5 Anthony Carter, 1988-91, '93

YARDS**Most Seasons Leading Team**

- 6 Randy Moss, 1998-03
 5 Anthony Carter, 1985, 1987-90
 5 Cris Carter, 1991-95

Most Consecutive Seasons Leading Team

- 6 Randy Moss, 1998-03
 5 Cris Carter, 1991-95

- 4 Gene Washington, 1967-70
 4 Anthony Carter, 1987-90

Career

- 12,383 Cris Carter, 1990-01
 9,316 Randy Moss, 1998-04, '10
 7,635 Anthony Carter, 1985-93

Season

- 1,632 Randy Moss, 2003
 1,437 Randy Moss, 2000
 1,413 Randy Moss, 1999
 1,371 Cris Carter, 1995

Season, Rookie


- 1,313 Randy Moss, 1998
 906 Sammy White, 1976
 867 Paul Flatley, 1963

Game

- 210 Sammy White, vs. Det., 11/7/76
 204 Randy Moss, @ Chi., 11/14/99
 202 Paul Flatley, @ S.F., 10/24/65
 201 Sidney Rice, vs. Det., 11/5/09

Game, Rookie

- 210 Sammy White, vs. Det., 11/7/76
 190 Randy Moss, @ G.B., 10/5/98



Paul Flatley recorded the 1st 200+ receiving yard game in franchise history.

- 174 Paul Flatley, vs. Det., 11/24/63

Game, Opponent

- 289 Jerry Rice, @ S.F., 12/18/95
 249 Alshon Jeffrey, vs. Chi., 12/11/13
 207 Calvin Johnson, vs. Det., 11/11/12

Longest Pass Reception (All TDs)

- 99 Bernard Berrian (from G. Frotette), vs. Chi., 11/30/08
 89 Charley Ferguson (from F. Tarkenton), @ Chi., 11/11/62
 87 Jarlvis Wright (from T. Bridgewater), vs. N.Y.J., 12/7/14
 86 Bernard Berrian (from G. Frotette), vs. Det., 10/12/08
 85 Gene Washington (from J. Kapp), vs. St.L., 10/8/67
 85 Qadry Ismail (from W. Moon), vs. Det., 9/10/95
 83 Gene Washington (from J. Kapp), vs. Bal., 9/28/69
 82 Jake Reed (from B. Johnson), @ Dak., 11/7/96
 82 Randy Moss (from D. Culpepper), @ Det., 12/19/04
 80 John Gilliam (from F. Tarkenton), vs. Hou., 10/13/74
 80 Matthew Hatchette (from J. George), vs. S.F., 10/24/99
 80 Michael Bennett (from T. Bouman), @ Pit., (12/2/01)
 80 Koren Robinson (from B. Johnson), @ Det., 12/4/05

Most Seasons, 1,000+ Yards Pass Receiving

- 8 Cris Carter, 1993-00
 6 Randy Moss, 1998-03
 4 Jake Reed, 1994-97

Most Games, 100+ Yards, Career

- 41 Randy Moss, 1998-04
 40 Cris Carter, 1990-01
 22 Anthony Carter, 1985-93

Most Games, 100+ Yards, Season

- 8 Randy Moss, 2000
 8 Randy Moss, 2003
 7 Randy Moss, 1999

- 7 Randy Moss, 2002
 6 Cris Carter, 2000

Most Consecutive Games, 100+ Yards

- 4 Jake Reed, 1997
 4 Cris Carter, 1999
 4 Randy Moss, 2000
 4 Randy Moss, 2003

AVERAGE GAIN**Career (200+ receptions)**

- 16.8 Hassan Jones, 1986-92 (222-3,733)
 16.3 Sammy White, 1976-86 (393-6,400)
 16.0 Paul Flatley, 1963-67 (202-3,222)
 16.0 Anthony Carter, 1985-93 (478-7,635)

Season (25+ receptions)

- 24.3 Anthony Carter, 1987 (38-923)
 22.2 John Gilliam, 1974 (26-577)
 22.0 John Gilliam, 1972 (47-1,034)

Game (3+ receptions)

- 54.3 Randy Moss, @ Dal., 11/26/98 (3-163)
 53.0 Leo Lewis, @ Was., 11/2/86 (3-159)
 44.0 Hassan Jones, @ Dal., 11/13/88 (3-132)

TOUCHDOWNS**Career**

- 110 Cris Carter, 1990-01
 92 Randy Moss, 1998-04, '10
 52 Anthony Carter, 1985-93
 50 Sammy White, 1976-86

Season

- 17 Cris Carter, 1995
 17 Randy Moss, 1998
 17 Randy Moss, 2003
 15 Randy Moss, 2000
 13 Cris Carter, 1997
 13 Cris Carter, 1999
 13 Randy Moss, 2004

Season, Rookie

- 17 Randy Moss, 1998

Game

- 4 Ahmad Rashad, vs. S.F., 9/27/79
 3 Jerry Reichow, @ Chi., 12/17/61
 3 Charley Ferguson, @ Chi., 11/11/62
 3 Gene Washington, vs. Cle., 11/9/69
 3 Sammy White, @ Mia., 12/11/76
 3 Sammy White, vs. Chi., 11/28/82
 3 Cris Carter, vs. Mia., 9/25/94
 3 Cris Carter, vs. Ind., 12/21/97
 3 Randy Moss, @ Dal., 11/26/98
 3 Randy Moss, vs. Chi., 12/6/98
 3 Cris Carter, @ Chi., 11/14/99
 3 Cris Carter, @ Det., 10/1/00
 3 Randy Moss, vs. NVG, 11/19/01
 3 Randy Moss, vs. S.F., 9/28/03
 3 Marcus Robinson, vs. Cle., 11/27/05

Game, Opponent

- 3 Many times, last by Jordan Cameron, vs. Cle., 9/22/13

Most Consecutive Games, Touchdown

- 7 Randy Moss, 1998
 7 Cris Carter, 1999
 6 Cris Carter, 1996-97
 6 Cris Carter, 1998-99

RUSHING-RECEIVING**Most Seasons Leading Team**

- 6 Chuck Foreman, 1973-78
 6 Adrian Peterson, 2007-10, 2012-13
 4 Bill Brown, 1964-66, 1968

Most Consecutive Seasons Leading Team

- 6 Chuck Foreman, 1973-78
 4 Adrian Peterson, 2007-10
 3 Bill Brown, 1964-66
 3 Ted Brown, 1980-82
 3 Anthony Carter, 1987-89
 3 Cris Carter, 1993-95

ATTEMPTS**Career**

- 2,262 Adrian Peterson, 2007-14 (ru-2,054, re-208)
 1,311 Bill Brown, 1962-74 (ru-1,627, re-284)
 1,865 Chuck Foreman, 1973-79 (ru-1,529, re-336)

Season

- 388 Adrian Peterson, 2012 (ru-348, re-40)
 384 Adrian Peterson, 2008 (ru-363, re-21)
 357 Ted Brown, 1981 (ru-274, re-83)
 357 Adrian Peterson, 2009 (ru-314, re-43)
 353 Chuck Foreman, 1975 (ru-280, re-73)

Season, Rookie

- 217 Adrian Peterson, 2007 (ru-238, re-19)
 259 Chuck Foreman, 1973 (ru-182, re-37)
 218 Alfred Anderson, 1984 (ru-201, re-17)

Game

- 39 Ted Brown, vs. T.B., 11/8/81 (ru-31, re-8)
 37 Chuck Foreman, vs. S.D., 11/23/75

- (ru-33, re-4)
37 **Adrian Peterson, vs. Chi., 12/1/13 (ru-35, re-2)**
35 Chuck Foreman, vs. NYJ, 10/12/75 (ru-25, re-9)
35 Scottie Graham, vs. K.C., 12/26/93 (ru-33, re-2)
35 **Adrian Peterson, vs. G.B., 12/30/12 (ru-34, re-1)**

Consecutive Attempts Without Fumble

- 532 Robert Smith, 9/8/96-10/25/98
399 Ted Brown, 10/18/81-9/8/83

YARDS

Career

- 12,407 Cris Carter, 1990-01 (ru-24, re-12,383)
11,905 **Adrian Peterson, 2007-14 (ru-10,190, re-1,715)**
9,475 Randy Moss, 1998-04, 10 (ru-159, re-9,316)
8,936 Chuck Foreman, 1973-79 (ru-5,879, re-3,057)
8,934 Bill Brown, 1962-74 (ru-5,757, re-3,177)

Season

- 2,314 **Adrian Peterson, 2012 (ru-2,097, re-217)**
1,780 **Adrian Peterson, 2008 (ru-1,765, re-125)**
1,869 Robert Smith, 2000 (ru-1,521, re-348)
1,819 **Adrian Peterson, 2009 (ru-1,383, re-436)**
1,761 Chuck Foreman, 1975 (ru-1,070, re-691)

Season, Rookie

- 1,609 **Adrian Peterson, 2007 (ru-1,341, re-268)**
1,317 Randy Moss, 1998 (re-1,313, ru-4)
1,163 Chuck Foreman, 1973 (ru-801, re-362)

Game

- 315 **Adrian Peterson, vs. S.D., 11/4/07 (ru-296, re-19)**
265 Chuck Foreman, @ Phi., 10/24/76 (ru-200, re-65)
256 Darrin Nelson, vs. G.B., 11/13/83 (ru-119, re-137)

PUNTING

PUNTS

Career

- 720 Greg Coleman, 1978-87
623 Chris Klwue, 2005-12
386 Mitch Berger, 1996-01

Season

- 93 Chris Klwue, 2006
91 Greg Coleman, 1983
90 Greg Coleman, 1979
90 Harry Newsome, 1993

Season, Rookie

- 75 **Jeff Locke, 2013**
73 Neil Clabo, 1975
71 Chris Klwue, 2005

Game

- 12 Greg Coleman, @ G.B., 11/21/82
11 Bucky Scribner, @ Cle., 12/17/89
10 Neil Clabo, @ Det., 9/26/76
10 Greg Coleman, vs. Buf., 12/9/79
10 Mike Saxon, vs. G.B., 10/20/94
10 Chris Klwue, @ G.B., 12/21/06
10 Chris Klwue, vs. NYG, 12/13/10

Game, Opponent

- 12 Tom Blanchard, @ N.O., 11/16/75
11 King Hill, @ Stl., 10/19/69

Longest Punt

- 84 Harry Newsome, @ Pit., 12/20/92
77 Mike Mercer, @ G.B., 9/16/62

Longest Punt, Opponent

- 82 Tommy Davis, @ S.F., 9/30/62
75 Boyd Dowler, vs. G.B., 10/22/61

AVERAGE GROSS YARDS

Career (200 punts)

- 44.4 Chris Klwue, 2005-12 (623-27,683)
43.8 Harry Newsome, 1990-93 (308-13,501)
43.5 Mitch Berger, 1996-01 (386-16,795)

Season (Qualifiers)

- 47.6 Chris Klwue, 2008 (73-3,473)
46.4 Bobby Walden, 1964 (72-3,341)
45.7 Chris Klwue, 2011 (77-3,517)

Season, Rookie

- 44.2 **Jeff Locke, 2013 (75-3,316)**

- 44.1 Chris Klwue, 2005 (71-3,130)

- 41.1 Neil Clabo, 1975 (73-2,997)

Game (4 punts)

- 57.5 Chris Klwue, @ Det., 9/16/07 (4-230)
55.8 Mitch Berger, vs. Cin., 11/15/98 (4-223)
54.3 Chris Klwue, vs. T.B., 9/11/05 (4-217)

Game, Opponent (4 punts)

- 54.9 Mike Scifres, vs. S.D., 11/4/07
54.8 Tom Rouen, @ Den., 10/31/99
54.7 Sam Koch, @ Bal., 12/8/13

AVERAGE NET YARDS

Career (200 punts)

- 38.2 Bobby Walden, 1964-67 (258-9,856)
37.2 Chris Klwue, 2005-12 (623-23,210)
35.3 Harry Newsome, 1990-92 (308-10,879)

Season

- 41.8 Bobby Walden, 1964 (72-3,010)
39.7 Chris Klwue, 2012 (72-2,856)
39.2 **Jeff Locke, 2013 (75-2,938)**

Game (4 punts)

- 48.3 Mitch Berger, vs. Cin., 11/15/98 (4-193)
47.8 Greg Coleman, vs. Pit., 9/21/86 (4-191)
47.5 Chris Klwue, vs. Ari., 10/9/11 (4-190)
Game, Opponent (4 punts)
48.8 Britton Colquitt, vs. Den., 12/4/11 (6-293)

HAD BLOCKED

Career

- 3 Greg Coleman, 1978-87
2 Many Players

Season

- 2 Mike Mercer, 1961
2 Neil Clabo, 1975
2 Mike Wood, 1978
2 Bucky Scribner, 1988
2 Mitch Berger, 1996

Most Consecutive Punts, None Blocked

- 565 Greg Coleman, 1979-87

INSIDE 20

Career

- 198 Chris Klwue, 2005-12
155 Greg Coleman, 1978-87
109 Mitch Berger, 1996-01

Season

- 34 Chris Klwue, 2007
32 Chris Klwue, 2010
28 Greg Coleman, 1983
28 Mike Saxon, 1994
28 Chris Klwue, 2006

Game

- 5 Fred Cox, vs. LA Rams, 11/3/63
5 Mike Saxon, vs. N.O., 11/6/94
5 Mitch Berger, @ Chi., 9/15/96
5 Mitch Berger, @ Ind., 12/24/00
5 Chris Klwue, vs. Atl., 9/9/07

Fewest Touchbacks in a Season

(Minimum 30 punts)

- 1 King Hill, 1968
2 John McCormick, 1962
2 Bobby Walden, 1967
2 Greg Coleman, 1984
2 Chris Klwue, 2012

PUNT RETURNS

Most Seasons Leading Team

- 5 Charlie West, 1968-72
5 Leo Lewis, 1987-91
5 David Palmer, 1994-98

Most Consecutive Seasons Leading Team

- 5 Charlie West, 1968-72
5 Leo Lewis, 1987-91
5 David Palmer, 1994-98

RETURNS

Career

- 194 Leo Lewis, 1981-91
162 David Palmer, 1994-00
123 Charlie West, 1968-73

Season

- 58 Leo Lewis, 1988
48 Kevin Miller, 1978
47 Manfred Moore, 1977

Season, Rookie

- 48 Kevin Miller, 1978
35 Keenan Howry, 2003
30 Leonard Willis, 1976
30 David Palmer, 1994

Game

- 8 Kevin Miller, @ LA Rams, 12/2/77
7 Manfred Moore, vs. G.B., 10/2/77
7 Kevin Miller, vs. Buf., 12/9/79
7 Nate Jaquet, vs. Chi., 11/25/01
7 Greg Camarillo, vs. Ari., 11/7/10

Game, Opponent

- 8 Phillip Epps, @ G.B., 11/21/82
7 Johnnie Gray, @ G.B., 11/21/76
7 Robbie Martin, vs. Det., 10/21/84
7 Evan Cooper, @ Phi., 12/1/85
7 Charles Woodson, @ G.B., 12/21/06

FAIR CATCHES

Career

- 100 **Marcus Sherels, 2010-14**
96 David Palmer, 1994-00
91 Leo Lewis, 1981-91
76 Bobby Bryant, 1967-80

Season

- 27 Leo Lewis, 1989
27 **Marcus Sherels, 2012**
27 **Marcus Sherels, 2013**

Game

- 5 Billy Butler, vs. Bal., 11/17/63
5 Anthony Carter, vs. T.B., 9/30/90
5 Greg Camarillo, @ NYJ, 10/11/10
5 **Marcus Sherels, vs. Chi., 1/1/12**
5 **Marcus Sherels, @ Chi., 12/19/12**

Game, Opponent

- 6 Bobby Ingram, @ Chi., 9/15/96

YARDS GAINED

Career

- 1,812 Leo Lewis, 1981-91
1,610 David Palmer, 1994-00
1,196 **Marcus Sherels, 2010-14**

Season

- 550 Leo Lewis, 1988
446 Leo Lewis, 1989
444 David Palmer, 1997

Season, Rookie

- 247 Keenan Howry, 2003
239 Kevin Miller, 1978
212 Eric Gulford, 1993

Game

- 119 **Marcus Sherels, @ NYG, 10/21/13**
107 Charlie West, vs. Was., 11/3/68
101 Leo Lewis, vs. T.B., 10/1/89

Game, Opponent

- 176 Reggie Bush, @ N.O., 10/6/08
131 Dexter Carter, @ S.F., 10/3/93
126 Dexter Carter, @ S.F., 12/18/95

Longest Punt Return

- 98 Charlie West, vs. Was., 11/3/68 (td)
91 Nate Burleson, @ Ind., 11/8/04 (td)
86 **Marcus Sherels, @ NYG, 10/21/13 (td)**
82 Bernard Berrian, @ Ari., 12/14/08 (td)
81 Hugh McElhenny, @ Chi., 12/17/61 (td)
81 Bob Crim, vs. NYG, 11/5/67
78 Leo Lewis, vs. Atl., 11/22/87 (td)
77 **Marcus Sherels, @ Det., 9/30/12 (td)**
76 Ed Sharrockman, vs. LA Rams, 10/16/66
74 David Palmer, @ Det., 11/23/95 (td)

Longest Punt Return, Opponent (All TDs)

- 93 Micah Hyde, vs. G.B., 10/27/13
89 Devin Hester, @ Chi., 10/14/07
87 Eddie Payton, @ Det., 12/17/77

AVERAGE YARDAGE

Career (50 returns)

- 10.5 **Marcus Sherels, 2010-14 (114-1,196)**
10.4 Mewelde Moore, 2004-07 (74-768)
9.9 David Palmer, 1994-00 (162-1,610)
9.9 Bill Butler, 1963-64 (55-545)

Season (Qualifiers)

- 15.2 **Marcus Sherels, 2013 (22-335)**

- 13.2 David Palmer, 1995 (26-342)

- 13.1 David Palmer, 1997 (34-444)

Season, Rookie (Qualifiers)

- 10.4 Tommy Mason, 1961 (14-146)
10.0 Charlie West, 1968 (20-201)
7.9 Nick Davis, 2002 (24-190)

Game (3 returns)

- 35.6 Charlie West, vs. Was., 11/3/68 (3-107)
29.8 **Marcus Sherels, @ NYG, 10/21/13 (4-119)**
29.0 Mewelde Moore, @ NYG, 11/13/05 (3-87)

Game, Opponent (3 returns)

- 35.2 Reggie Bush @ N.O., 10/6/08 (5-176)

TOUCHDOWNS

Career

- 2 David Palmer, 1994-00
2 Mewelde Moore, 2004-07
2 **Marcus Sherels, 2010-14**
1 Billy Butler, 1962-64
1 Leo Lewis, 1981-91
1 Hugh McElhenny, 1961-62
1 Charlie West, 1968-73
1 Randy Moss, 1998-04, 10
1 Nate Burleson, 2003-05
1 Bernard Berrian, 2008-11

Season

- 1 Hugh McElhenny, 1961
1 Billy Butler, 1963
1 Charlie West, 1968
1 Leo Lewis, 1987
1 David Palmer, 1995
1 David Palmer, 1996
1 Randy Moss, 1999
1 Nate Burleson, 2004
1 Mewelde Moore, 2005
1 Mewelde Moore, 2006
1 Bernard Berrian, 2008

- 1** Marcus Sherels, 2012
1 Marcus Sherels, 2013

Game

- 1 Hugh McElhenny, 81 yds., @ Chi., 12/17/61
1 Billy Butler, 60 yds., vs. S.F., 9/29/63
1 Charlie West, 98 yds., vs. Was., 11/3/68
1 Leo Lewis, 78 yds., vs. Atl., 11/22/87
1 David Palmer, 74 yds., @ Det., 11/23/95
1 David Palmer, 69 yds., @ NYG, 9/29/96
1 Randy Moss, 64 yds., @ K.C., 12/12/99
1 Nate Burleson, 91 yds., @ Ind., 11/8/04
1 Mewelde Moore, 71 yds., @ NYG, 11/13/05
1 Mewelde Moore, 71 yds., vs. N.E., 10/30/06
1 Bernard Berrian, 82 yds., @ Ari., 12/14/08
1 Marcus Sherels, 77 yds., @ Det., 12/30/12
1 Marcus Sherels, 86 yds., @ NYG, 10/21/13

KICKOFF RETURNS**Most Seasons Leading Team**

- 5 Darrin Nelson, 1983-84, '89, '91-92
4 Qadry Ismail, 1993-96
4 Percy Harvin, 2009-12

Most Consecutive Seasons Leading

- 4 Qadry Ismail, 1993-96
4 Percy Harvin, 2009-12
3 Billy Butler, 1962-64
3 Brent McClanahan, 1973-75

RETURNS**Career**

- 159 Darrin Nelson, 1982-89, 1991-92
147 Qadry Ismail, 1993-96
145 David Palmer, 1994-00

Season

- 53 Eddie Payton, 1980
53 George "Buster" Rhymes, 1985
50 David Palmer, 1998

Game

- 9 Nate Jacquet, @ Phi., 11/11/01
8 Qadry Ismail, @ Det., 11/23/95
8 Troy Walters, vs. G.B., 12/17/00
8 Troy Walters, @ N.O., 10/7/01
8 Nate Jacquet, vs. Jax., 12/31/01
8 Bethel Johnson, vs. Stl., 12/31/06
8 Lorenzo Booker, vs. Chi., 12/20/10

Game, Opponent

- 8 Vernon Turner, @ T.B., 10/30/94
8 Tyrone Hughes, @ N.O., 11/19/95
8 Roell Preston, @ G.B., 10/5/98
8 Corey Harris, @ Bal., 12/13/98
8 Charlie Rogers, vs. Buf., 9/15/02
8 Ahmad Bradshaw, @ NYG, 11/25/07
8 Domenik Hixon, vs. NYG, 1/3/10

YARDS**Career**

- 3,623 Darrin Nelson, 1982-89, 1991-92
3,274 David Palmer, 1994-00
3,273 Qadry Ismail, 1993-96

Season

- 1,393 Cordarrelle Patterson, 2013
1,345 Buster Rhymes, 1985
1,221 Koren Robinson, 2005

Game

- 237 Nate Jacquet, @ Phi., 11/11/01
228 Cordarrelle Patterson, vs. G.B., 10/27/13
225 Bethel Johnson, vs. Stl., 12/31/06
Game, Opponent
256 Roell Preston, @ G.B., 10/5/98
249 Devin Hester, @ Chi., 9/15/13
243 Corey Harris, @ Bal., 12/13/98

Longest Kickoff Return

- 109 Cordarrelle Patterson, vs. G.B., 10/27/13 (td)
105 Percy Harvin, @ Det., 9/30/12 (td)
105 Cordarrelle Patterson, @ Chi., 9/15/13 (td)
104 Aundrae Allison, vs. Det., 12/2/07 (td)
104 Percy Harvin, @ Atl., 11/27/11
101 Percy Harvin, @ S.D., 9/11/11 (td)
101 Lance Rentzel, vs. Bal., 11/14/65 (td)
101 Percy Harvin, vs. S.F., 9/27/09 (td)
99 Eddie Payton, vs. Oak., 9/14/81 (td)
96 Clinton Jones, vs. NYG 11/5/67 (td)

Longest Kickoff Return, Opponent (All TDs)

- 103 Abe Woodson, @ S.F., 9/29/63
101 Don McCall, @ Pit., 11/23/69
101 Dave Hampton, @ G.B., 10/4/70
101 Roell Preston, @ G.B., 10/5/98

AVERAGE YARDAGE**Career (75 returns)**

- 29.4 Cordarrelle Patterson, 2013-14 (77-2,264)
27.9 Percy Harvin, 2009-12 (114-3,183)

- 25.5 Charlie West, 1968-73 (78-1,991)
24.8 Clinton Jones, 1967-72 (89-2,209)
22.8 Darrin Nelson, 1982-89, '91-92 (159-3,619)

Season (Qualifiers)

- 32.4 Cordarrelle Patterson, 2013 (43-1,393)
28.7 Aundrae Allison, 2007 (20-574)
27.5 Percy Harvin, 2009 (42-1,156)

Game (3 returns)

- 49.7 Cordarrelle Patterson, @ Chi., 9/15/13 (3-149)
48.0 Aundrae Allison, vs. Det., 12/2/07 (3-144)
45.6 Cordarrelle Patterson, vs. G.B., 10/27/13 (5-228)

Game, Opponent (3 returns)

- 57.0 Tyrone Hughes, vs. N.O., 11/28/93 (3-171)
49.8 Devin Hester, @ Chi., 9/15/13 (5-249)

TOUCHDOWNS**Career**

- 5 Percy Harvin, 2009-12

Season

- 2 Percy Harvin, 2009
2 Cordarrelle Patterson, 2013

Game

- 1 Bill Brown, 78 yds., @ LA, 10/20/63
1 Lance Rentzel, 101 yds., vs. Bal., 11/14/65
1 Clint Jones, 96 yds., vs. NYG, 11/5/67
1 Keith Nord, 70 yds., @ Was., 11/2/80
1 Eddie Payton, 99 yds., vs. Oak., 9/14/81
1 Herschel Walker, 93 yds., @ Phi., 11/19/89
1 David Palmer, 88 yds., @ Bal., 12/13/98
1 Robert Tate, 76 yds., @ K.C., 12/12/99
1 Moe Williams, 85 yds., @ NYG, 12/26/99
1 Koren Robinson, 86 yds., @ NYG, 11/13/05
1 Aundrae Allison, 104 yds., vs. Det., 12/2/07
1 Percy Harvin, 101 yds., vs. S.F., 9/27/09
1 Percy Harvin, 88 yds., @ Pit., 10/25/09
1 Percy Harvin, 95 yds., vs. Dal., 10/17/10
1 Percy Harvin, 103 yds., @ S.D., 9/11/11
1 Percy Harvin, 105 yds., @ Det., 9/30/12
1 Cordarrelle Patterson, 105 yds., @ Chi., 9/15/13
1 Cordarrelle Patterson, 109 yds., vs. G.B., 10/27/13

Game, Opponent

- 1 Many times, last by Jacoby Jones, @ Bal., 12/8/13

COMBINED KICK RETURNS**MOST RETURNS****Career**

- 307 David Palmer, 1994-00 (p-162, k-145)
202 Leo Lewis, 1981-91 (p-194, k-8)
201 Charlie West, 1968-73 (p-123, k-78)

Season

- 88 Kevin Miller, 1978 (p-48, k-40)
87 Eddie Payton, 1980 (p-34, k-53)
78 David Palmer, 1998 (p-28, k-50)

Game

- 11 David Palmer, vs. G.B., 12/11/97 (p-5, k-6)
10 Darrin Nelson, vs. Chi., 11/25/84 (p-3, k-7)

Game, Opponent

- 10 Tyrone Hughes, vs. Chi., 11/9/97 (p-5, k-5)

YARDS GAINED**Career**

- 4,884 David Palmer, 1994-00, (p-1,610, k-3,274)
3,932 Darrin Nelson, 1982-89, 1991-92 (p-313, k-3,619)

Season

- 3,273 Qadry Ismail, 1993-96 (k-3,273)
1,465 David Palmer, 1998 (p-289, k-1,176)
1,435 Eddie Payton, 1980 (p-251, k-1,184)
1,393 Cordarrelle Patterson, 2013 (p-0, k-1,393)

Game

- 237 Nate Jacquet, @ Phi., 11/11/01 (p-0, k-237)
228 Cordarrelle Patterson, vs. G.B., 10/27/13 (p-0, k-228)
225 Bethel Johnson, vs. Stl., 12/31/06 (p-0, k-225)

Game, Opponent

- 289 Eddie Payton, @ Det., 12/17/77 (p-105, k-184)

TOUCHDOWNS**Career**

- 5 Percy Harvin, 2009-12 (p-0, k-5)
3 David Palmer, 1994-00 (p-2, k-1)
3 Mewelde Moore, 2004-07 (p-2, k-0)
2 Marcus Sherels, 2010-13 (p-2, k-2)
2 Cordarrelle Patterson, 2013 (p-0, k-0)

Season

- 2 Percy Harvin, 2009 (k-2)
2 Cordarrelle Patterson, 2013 (k-2)

Game

- 1 Many times, last by Cordarrelle Patterson, vs. G.B., 10/27/13

Game, Opponent

- 2 Eddie Payton, @ Det., 12/17/77 (p-1, k-1)
2 Reggie Bush, @ N.O., 10/6/08 (p-2)

COMBINED NET YARDS

Rushing, receiving, interception returns, kickoff returns, punt returns and fumble returns.

Most Seasons Leading Team

- 6 Chuck Foreman, 1973-78
4 Bill Brown, 1964-66, 1968

Consecutive Seasons Leading Team

- 6 Chuck Foreman, 1973-78
3 Many times, last by Percy Harvin, 2009-11

ATTEMPTS**Career**

- 2,279 Adrian Peterson, 2007-2014
1,371 Bill Brown, 1962-74
1,867 Chuck Foreman, 1973-79

Season

- 388 Adrian Peterson, 2012
385 Adrian Peterson, 2008
357 Ted Brown, 1981
357 Adrian Peterson, 2009

Game

- 39 Ted Brown vs. T.B., 11/8/81 (ru-31, re-8)
37 Chuck Foreman vs. S.D., 11/23/75 (ru-33, re-4)
37 Adrian Peterson, vs. Chi., 12/11/13 (ru-35, re-2)

YARDS**Career**

- 12,410 Cris Carter, 1990-01
12,333 Adrian Peterson, 2007-14
10,365 Darrin Nelson, 1982-89, 1991-92

Season

- 2,314 Adrian Peterson, 2012 (ru-2,097, re-217)
2,081 Percy Harvin, 2009 (ru-135, re-790, rt-1,156)
2,051 Herschel Walker, 1990 (ru-770, re-315, rt-966)

Game

- 2,021 Adrian Peterson, 2007 (ru-1,341, re-268, rt-412)
2,020 Cordarrelle Patterson, 2013 (ru-158, re-469, rt-1,393)

Season, Rookie

- 2,081 Percy Harvin, 2009 (ru-135, re-790, rt-1,156)
2,021 Adrian Peterson, 2007 (ru-1,341, re-412, re-268)
2,020 Cordarrelle Patterson, 2013 (ru-158, re-469, rt-1,393)

Game

- 361 Adrian Peterson, @ Chi., 10/14/07 (ru-224, rt-128, re-9)
315 Adrian Peterson, vs. S.D., 11/4/07 (ru-296, re-19)
278 Darrin Nelson, vs. G.B., 11/13/83 (ru-119, re-137, rt-22)

INTERCEPTIONS BY**Most Seasons Leading Team**

- 4 Ed Sharrockman, 1962-63, 1965, 1970
4 Bobby Bryant, 1968, 1972, 1977-78
4 Joey Browner, 1987, 1989-91
4 Antoine Winfield, 2004, '06, '08, '12

Most Consecutive Seasons Leading Team

- 3 Joey Browner, 1989-91
3 Darren Sharper, 2005-07

Career

- 53 Paul Krause, 1968-79
51 Bobby Bryant, 1967-80
40 Ed Sharrockman, 1962-72

Season

- 10 Paul Krause, 1975
9 Orlando Thomas, 1995
9 Brian Russell, 2009
9 Darren Sharper, 2009
8 Bobby Bryant, 1969
8 Issiac Holt, 1986
8 Carl Lee, 1988
8 Audrey McMillan, 1992
8 Corey Chavous, 2003

Game

- 3 Many times, last time by Darren Sharper, @ NYG, 11/13/05

Game, Opponent

- 3 Many times, last time by Deltha O'Neal, @ Cin., 9/18/05

Consecutive Games With Interception

- 6 Paul Krause, 1968
6 Brian Russell, 2003
4 Issiac Holt, 1986

4	Carl Lee, 1988
4	Orlando Thomas, 1995
YARDS	
Career	
852	Paul Krause, 1968-79
804	Ed Sharockman, 1962-72
749	Bobby Bryant, 1967-80
Season	
276	Darren Sharper, 2005
242	Jimmy Hitchcock, 1998
236	Charlie West, 1971
Game	
123	Darren Sharper, @ NYG, 11/13/05
112	Dwight Smith, @ NYG, 11/25/07
97	Reggie Rutland, vs. LA Rams, 12/15/91
Game, Opponent	
151	Tommy Myers, @ N.O., 9/3/78
116	Marcus Turner, @ NY Jets, 11/20/94
Longest Returns	
97	Reggie Rutland, vs. LA Rams, 12/15/91 (td)
94	Walker Lee Ashley, vs. Chi., 12/19/88 (td)
93	Dwight Smith, @ NYG, 11/25/07 (td)
92	Darren Sharper, @ NYG, 11/13/05 (td)
90	Issiac Holt, vs. Det., 10/8/89 (td)
89	Charlie West, @ Chi., 12/19/71
88	Darren Sharper, vs. T.B., 9/11/05 (td)
84	Jack Del Rio, @ Chi., 11/2/92 (td)
81	Dewayne Washington, @ Chi., 9/18/94 (td)
81	Harrison Smith, @ Stl., 9/7/14 (td)
Longest Return, Opponent (all TDs)	
100	Barry Wilburn, vs. Was., 12/26/87
97	Tommy Myers, @ N.O., 9/3/78

TOUCHDOWNS	
Career	
3	Rip Hawkins, 1961-65
3	Ed Sharockman, 1962-72
3	Bobby Bryant, 1967-80
3	Joey Browner, 1983-91
3	Audray McMillian, 1989-93
3	Dewayne Washington, 1994-97
3	Jimmy Hitchcock, 1998-99
3	Darren Sharper, 2005-08
3	Harrison Smith, 2012-14
Season	
3	Jimmy Hitchcock, 1998
2	Rip Hawkins, 1964
2	Carl Lee, 1988
2	Audray McMillian, 1992
2	Anthony Parker, 1994
2	Dewayne Washington, 1994
2	Darren Sharper, 2005
2	Kevin Williams, 2007
2	Harrison Smith, 2012

PASSES DEFENSE	
Most Seasons Leading Team	
4	Carl Lee
4	Bobby Bryant
4	Antoine Winfield
Most Consecutive Seasons Leading Team	
2	Nate Wright, 1976-77
2	Carl Lee, 1987-88
2	Jimmy Hitchcock, 1998-99
2	Brian Williams, 2002-03
2	Antoine Winfield, 2008-09
2	Xavier Rhodes, 2013-14
Career	
128	Carl Lee, 1983-93
99	Antoine Winfield, 2004-12
77	Bobby Bryant, 1968-80
Season	
30	Jimmy Hitchcock, 1998
23	Xavier Rhodes, 2013
22	Carl Lee, 1988
Game	
6	Nate Wright, vs. N.O., 9/12/76
6	Bobby Bryant, vs. N.O., 11/16/75
5	9 times, last Fred Smoot, vs. N.O., 9/25/05

FUMBLES	
OPPONENTS' FUMBLES RECOVERED	
Career	
28	Jim Marshall, 1961-79
23	Carl Eller, 1964-78
19	Matt Blair, 1974-85
18	Alan Page, 1967-78
Season	
9	Don Hultz, 1963
7	Alan Page, 1970
6	Fred McNeil, 1978

Game	
3	Joey Browner, vs. S.F., 9/8/85
2	Many times, last by Anthony Barr, @ Buf., 10/19/14
Longest Fumble Returns (All TDs)	
94	Dwayne Rudd, vs. Chi., 12/6/98
88	Ed Sharockman, @ Det., 12/9/62
77	Kevin Williams, vs. Jax., 11/28/04
70	Paul Krause, @ Det., 12/14/75
65	Alan Page, @ Chi., 10/11/70
65	Willie Teal, @ Phi., 12/1/85
Longest Fumble Returns, Opponents (All TDs)	
99	Adrian Wilson, vs. Ari., 11/26/06
90	Aeneas Williams, @ Stl., 11/30/03
80	Bobby Jackson, vs. NY Jets, 12/26/82
OPPONENTS' FUMBLES RETURNED FOR TOUCHDOWNS	
Career	
2	Roy Winston, 1962-76
2	Paul Krause, 1968-79
2	Charlie Johnson, 1982-84
2	Chris Martin, 1983-88
2	Henry Thomas, 1987-92
2	Anthony Parker, 1992-94
2	Oriando Thomas, 1995-01
2	Dwayne Rudd, 1997-00
2	Kevin Williams, 2003-12
2	Antoine Winfield, 2004-12
Season	
2	Dwayne Rudd, 1998

SACKS	
Most Seasons Leading Team	
9	John Randle, 1991, 1993-00
6	Jim Marshall, 1961-66
6	Alan Page, 1967-68, 1971, 1975-77
6	Chris Doleman, 1987-90, 1992-93
6	Jared Allen, 2008-13
Most Consecutive Seasons Leading Team	
8	John Randle, 1993-00
6	Jim Marshall, 1961-66
6	Jared Allen, 2008-13
4	Doug Martin, 1980-83
4	Chris Doleman, 1987-90
TOTAL SACKS	
Career	
130.0	Carl Eller, 1964-78
127.0	Jim Marshall, 1961-79
114.0	John Randle, 1990-90
Season	
22.0	Jared Allen, 2011
21.0	Chris Doleman, 1989
18.0	Alan Page, 1976
18.0	Keith Millard, 1989
Game	
5.0	Randy Holloway, vs. Atl., 9/16/84
4.5	Jared Allen, vs. G.B., 10/5/09
4.0	Many times, last by Kevin Williams, vs. Det., 10/12/08
Game, Rookie	
3.0	Kevin Williams, @ Ari., 12/28/03
2.5	Gerald Robinson, vs. Chi., 10/19/86
Game, Opponent	
4.0	Many times, last by Peter Boulware, @ Bal., 1/7/02

TACKLES	
COMBINED TACKLES (DEFENSE & SPECIAL TEAMS TACKLES)	
Career	
1,981	Scott Studwell, 1977-90
1,452	Matt Blair, 1974-85
1,382	Jeff Siemon, 1972-82
DEFENSIVE TACKLES	
Career	
1,928	Scott Studwell, 1977-90
1,404	Matt Blair, 1974-85
1,375	Jeff Siemon, 1972-82
Season	
230	Scott Studwell, 1981
229	Jeff Siemon, 1978
220	Matt Blair, 1981
Game	
24	Scott Studwell, @ Det., 11/17/85
22	Chad Greenway, vs. Oak., 11/20/11
21	Scott Studwell, @ Pit., 9/24/89
21	Ed McDaniel, @ G.B., 9/4/94
SOLO COMBINED TACKLES	
Career	
1,308	Scott Studwell, 1977-90
1,008	Jeff Siemon, 1972-82

986	Matt Blair, 1974-85
Season	
170	Jeff Siemon, 1978
156	Scott Studwell, 1981
153	Scott Studwell, 1980
Game	
18	Rip Hawkins, vs. Det., 11/18/62
18	Rip Hawkins, vs. S.F., 12/2/62
17	Rip Hawkins, vs. Bal., 11/12/61
ASSISTED COMBINED TACKLES	
Career	
673	Scott Studwell, 1977-90
466	Matt Blair, 1974-85
407	Chad Greenway, 2006-14
Season	
97	Scott Studwell, 1985
88	Mike Merriweather, 1991
83	Scott Studwell, 1983
Game	
13	Wally Hilgenberg, @ Chi., 10/23/72
13	Scott Studwell, vs. T.B., 9/30/90
SPECIAL TEAMS TACKLES	
Career	
147	Chris Walsh, 1994-02
140	Harold Morrow, 1996-02
120	Walker Lee Ashley, 1983-88
113	Keith Nord, 1979-85
113	Heath Farwell, 2005-10
Season	
38	Joey Browner, 1989
35	Nate Allen, 1977
32	Harold Morrow, 1997
32	Heath Farwell, 2007
Game	
7	Heath Farwell, @ NYG, 11/25/07
6	Wymon Henderson, vs. Det., 11/6/88

BLOCKED KICKS	
Career	
20	Matt Blair, 1974-85
16	Alan Page, 1967-78
10	Tim Irwin, 1981-93
9	Carl Eller, 1964-78
Season	
5	Alan Page, 1976
5	Matt Blair, 1979
Game	
2	Alan Page, vs. Pit., 10/4/76
2	Matt Blair, vs. Dal., 10/7/79
2	Matt Blair, @ G.B., 11/11/79
2	Matt Blair, vs. Oak., 9/14/81
2	Tim Irwin, @ Atl., 12/15/85
2	Neil Elshire, @ Was., 11/2/86
2	Tim Irwin, @ Den., 11/14/93
Game, Opponent	
1	Many times, last time by Terrence Fede, @ Mia., 12/21/14



Keith Millard recorded 18 sacks in 1989 en route to earning NFL Defensive Player of the Year.

VIKINGS ROOKIE RECORDS

SERVICE

Starts, Season

- 16 Gary Zimmerman, T, 1986
- 16 Todd Steussie, T, 1994
- 16 Dewayne Washington, CB, 1994
- 16 Kevin Williams, DT, 2004
- 16 Matt Kalil, T, 2012
- 16 Harrison Smith, S, 2012

SCORING

Total Points, Season

- 141 Blair Walsh, 2012 (36-pt, 35-fg)
- 106 Randy Moss, 1998 (17-t, 2-2pt)
- 78 Adrian Peterson, 2007 (13-td)

Total Points, Game

- 20 Randy Moss, @ Dal., 11/16/98 (3-rec. td, 1-2pt)
- 18 Sammy White, vs. Cle., 11/9/69 (3-rec. td)
- 18 D.J. Dozier, vs. Den., 10/26/87 (3-rush td)
- 18 Randy Moss, vs. Chi., 12/6/98 (3-rec. td)
- 18 Onterio Smith, vs. K.C., 12/20/03 (3-rush td)
- 18 Adrian Peterson, @ Chi., 10/14/07 (3-rush td)
- 18 Adrian Peterson, vs S.D., 11/4/07 (3 rush td)
- 18 Blair Walsh, @ St.L., 12/16/12 (3-pat, 5-fg)

Touchdowns, Season

- 17 Randy Moss, 1998#
- 13 Adrian Peterson, 2007
- 10 Sammy White, 1976
- 9 Cordarrelle Patterson, 2013

Touchdowns, Game

- 3 Randy Moss, @ Dal., 11/16/98 (3-rec. td)
- 3 Sammy White, vs. Cle., 11/9/69 (3-rec. td)
- 3 D.J. Dozier, vs. Den., 10/26/87 (3-rush td)
- 3 Randy Moss, vs. Chi., 12/6/98 (3-rec. td)
- 3 Onterio Smith, vs. K.C., 12/20/03 (3-rush td)
- 3 Adrian Peterson, @ Chi., 10/14/07 (3-rush td)
- 3 Adrian Peterson, vs S.D., 11/4/07 (3 rush td)

Field Goals Made, Season

- 35 Blair Walsh, 2012
- 9 Mike Mercer, 1961

Field Goals Made, Game

- 5 Blair Walsh, @ StL., 12/16/12

Longest Field Goal

- 56 Blair Walsh, @ Hou., 12/23/12
- 55 Blair Walsh, vs. Jax., 9/9/12
- 55 Blair Walsh, @ Sea., 11/4/12

Field Goals Attempted, Season

- 38 Blair Walsh, @ StL., 12/16/12

Field Goals Attempted, game

- 5 Blair Walsh, @ StL., 12/16/12

Highest Field Goal Percentage, Season (Qualifiers)

- 92.1 Blair Walsh, 2012 (35-38)
- 42.9 Mike Mercer, 1961 (9-21)

RUSHING

Yards, Season

- 1,341 Adrian Peterson, 2007
- 801 Chuck Foreman, 1973
- 773 Alfred Anderson, 1984

Yards, Game

- 296 Adrian Peterson, vs. S.D., 11/4/07*
- 224 Adrian Peterson, @ Chi., 10/14/07
- 148 Onterio Smith, @ Chi., 12/14/03

Rushing Attempts, Season

- 238 Adrian Peterson, 2007
- 201 Alfred Anderson, 1984
- 182 Chuck Foreman, 1973

Rushing Attempts, Game

- 30 Adrian Peterson, vs. S.D., 11/4/07
- 27 Onterio Smith, @ Chi., 12/14/03
- 25 Michael Bennett, @ C.B., 12/30/01
- 25 Adrian Peterson, @ K.C., 9/23/07

Touchdowns Rushing, Season

- 12 Adrian Peterson, 2007
- 5 Onterio Smith, 2003
- 5 D.J. Dozier, 1987
- 5 Fran Tarkenton, 1961

Touchdowns Rushing, Game

- 3 Adrian Peterson, vs. S.D., 11/4/07
- 3 Adrian Peterson, @ Chi., 10/14/07
- 3 Onterio Smith, @ Chi., 12/20/03
- 3 D.J. Dozier, vs. Den., 10/26/87

Rushing Average, Season

- 5.6 Adrian Peterson, 2007
- 5.4 Onterio Smith, 2003
- 4.8 Jerick McKinnon, 2014

Rushing Average (Min. 10 Attempts), Game

- 11.2 Adrian Peterson, @ Chi., 10/14/07
- 9.9 Adrian Peterson, vs. S.D., 11/4/07

9.3 Adrian Peterson, vs. G.B. 9/30/07

Longest Run

- 73 Adrian Peterson, @ Chi., 10/14/07 (td)
- 64 Adrian Peterson, vs. S.D., 11/4/07 (td)
- 55 Adrian Peterson, vs. G.B., 9/30/07
- 55 Jerick McKinnon, vs. Atl., 9/28/14

PASSING

Passing Yards, Season

- 2,919 Teddy Bridgewater, 2014
- 1,997 Fran Tarkenton, 1961
- 1,853 Christian Ponder, 2011

Passing Yards, Game

- 381 Christian Ponder, vs. Den., 12/4/11
- 317 Teddy Bridgewater, vs. Atl., 9/28/14
- 315 Teddy Bridgewater, @ Det., 12/14/14

Pass Attempts, Season

- 402 Teddy Bridgewater, 2014
- 291 Christian Ponder, 2011
- 280 Fran Tarkenton, 1961

Pass Attempts, Game

- 47 Christian Ponder, vs. Den., 12/4/11
- 42 Teddy Bridgewater, @ T.B., 10/26/14
- 42 Teddy Bridgewater, Was., 11/2/14

Pass Completions, Season

- 259 Teddy Bridgewater, 2014
- 158 Christian Ponder, 2011
- 157 Fran Tarkenton, 1961

Pass Completions, Game

- 31 Teddy Bridgewater, @ Det., 12/14/14
- 29 Christian Ponder, vs. Den., 12/4/11
- 26 Teddy Bridgewater, vs. Was., 11/2/14

Touchdown Passes, Season

- 18 Fran Tarkenton, 1961
- 14 Teddy Bridgewater, 2014
- 13 Christian Ponder, 2011

Touchdown Passes, Game

- 4 Fran Tarkenton, vs. Chi., 9/17/61
- 4 Fran Tarkenton, vs. LA Rams, 12/3/61
- 4 Fran Tarkenton, @ Chi., 12/17/61

Passes Had Intercepted, Season

- 17 Fran Tarkenton, 1961
- 13 Christian Ponder, 2011

Passes Had Intercepted, Game

- 3 8 times, last: Teddy Bridgewater, vs. Det., 10/12/14

Lowest Percentage Passes Intercepted, Season (Qualifiers)

- 3.0 Teddy Bridgewater, 2014 (402-12)
- 4.5 Christian Ponder, 2011 (291-13)
- 6.1 Fran Tarkenton, 1961 (280-17)

Highest QB Rating, Season

- 85.2 Teddy Bridgewater, 2014
- 74.7 Fran Tarkenton, 1961
- 70.1 Christian Ponder, 2011

Highest QB Rating, Game

- 148.6 Fran Tarkenton, vs. Chi., 9/17/61
- 121.1 Fran Tarkenton, L.A., 12/3/61
- 120.7 Teddy Bridgewater, vs. Car., 11/30/14



WR Randy Moss scorched the NFL during his rookie campaign catching 69 passes for 1,313 yards and 17 TDs.

PASS RECEIVING

Receptions, Season

- 69 Randy Moss, 1998
- 60 Percy Harvin, 2009
- 51 Paul Flatley, 1963
- 51 Sammy White, 1976
- 45 Cordarrelle Patterson, 2013

Receptions, Game

- 9 Sammy White, vs. LA Rams, 9/19/76
- 9 Sammy White, @ Mia., 12/11/76
- 8 James Brim, @ Chi., 10/11/87
- 8 Randy Moss, vs. G.B., 11/22/98
- 8 Randy Moss, vs. Chi., 12/6/98
- 8 Cordarrelle Patterson, @ G.B., 11/24/13

Receiving Yards, Season

- 1,313 Randy Moss, 1998
- 906 Sammy White, 1976
- 867 Paul Flatley, 1963

Receiving Yards, Game

- 210 Sammy White, vs. Det., 11/7/76
- 190 Randy Moss, @ G.B., 10/5/98
- 174 Paul Flatley, vs. Det., 11/24/63

Touchdowns Receiving, Season

- 17 Randy Moss, 1998#
- 10 Sammy White, 1967
- 6 Percy Harvin, 2009

Touchdowns Receiving, Game

- 3 Sammy White, @ Mia., 12/11/76
- 3 Randy Moss, @ Dal., 11/26/98
- 3 Randy Moss, vs. Chi., 12/6/98

COMBINED YARDAGE

Yards, Season

- 2,081 Percy Harvin, 2009 (ru-135, re-790, rt-1,156)
- 2,021 Adrian Peterson, 2007 (ru-1,341, re-268, rt-412)
- 2,020 Cordarrelle Patterson, 2013 (ru-158, re-469, rt-1,393)

Yards, Game

- 361 Adrian Peterson, @ Chi., 10/14/07 (ru-248, re-9, rt-128)
- 315 Adrian Peterson, vs. S.D., 11/4/07 (ru-296, re-19)

PUNTING

Punts, Season

- 75 Jeff Locke, 2013
- 73 Neil Clabo, 1975
- 71 Chris Cluwe, 2005

Punts, Game

- 9 Bobby Walden, vs. L.A., 11/29/64
- 9 Jeff Locke, @ Bal., 12/8/13
- 8 Chris Kluwe, vs. NYG, 11/13/05

Punt Average, Season

- 46.4 Bobby Walden, 1964 (72-3,341)
- 44.2 Jeff Locke, 2013 (75-3,316)
- 44.1 Chris Kluwe, 2005 (71-3,130)

Punt Average (Min. 4 punts), Game

- 54.3 Chris Kluwe, vs. T.B., 9/11/05 (4-217)
- 52.0 Bobby Walden, vs. S.F., 11/8/64 (5-262)
- 52.0 Bobby Walden, @ Bal., 11/15/64 (4-208)

PUNT RETURNS

Punt Returns, Season

- 48 Kevin Miller, 1978
- 35 Keenan Howry, 2003
- 33 Jimmy Edwards, 1979

Punt Returns, Games

- 6 Kevin Miller, vs. T.B., 9/17/78
- 6 David Palmer, vs. Det., 9/11/94

Punt Return Yards, Season

- 247 Keenan Howry, 2003
- 239 Kevin Miller, 1978
- 217 Troy Walters, 2000

Punt Return Yards, Game

- 107 Charlie West, vs. Was., 11/3/68
- 78 Troy Walters, vs. Det., 11/30/00
- 77 Bob Grim, vs. NYG, 11/5/67

Longest Punt Return

- 81 Bob Grim, vs. NYG, 11/5/67
- 63 Troy Walters, vs. Det., 11/30/00
- 57 Nick Davis, vs. Chi., 10/27/02

Punt Return Average, Season

- 10.1 Charlie West, 1968 (20-201)
- 7.9 Nick Davis, 2002 (24-190)
- 7.6 Jackie Wallace, 1974 (25-191)

Punt Return Average (3 returns), Game

KICKOFF EXECUTIVES COACHES STAFF PLAYERS ROOKIES 2014 SEASON PLAYOFF RECORDS HISTORY EXTRA POINTS

- 35.7 Charlie West, vs. Was., 11/3/68 (3-107)
- 26.0 Troy Walters, vs. Det., 11/30/00 (3-78)
- 25.7 Bob Crim, vs. NYG, 11/5/67 (3-77)

KICKOFF RETURNS

Kickoff Returns, Season

- 53 Buster Rhymes, 1985
- 44 Jimmy Edwards, 1979
- 43 Cordarrelle Patterson, 2013

Kickoff Returns, Game

- 8 Troy Walters, vs. G.B., 12/17/00
- 7 Jimmy Edwards, @ St.L., 11/4/79
- 7 Darryl Harris, vs. G.B., 10/16/88

Kickoff Return Yards, Season

- 1,393 Cordarrelle Patterson, 2013
- 1,345 Buster Rhymes, 1985
- 1,156 Percy Harvin, 2009

Kickoff Return Yards, Game

- 228 Cordarrelle Patterson, vs. G.B., 10/27/13
- 182 Buster Rhymes, vs. Chi., 9/19/85
- 180 Percy Harvin, vs. S.F., 9/27/09

Longest Kickoff Return (All TDs)

- 109 Cordarrelle Patterson, vs. G.B., 10/27/13*
- 105 Cordarrelle Patterson, @ Chi., 9/15/13
- 104 Aundrae Allison, vs. Det., 12/2/07

Kickoff Return Average, Season

- 32.4 Cordarrelle Patterson, 2013
- 28.7 Aundrae Allison, 2007
- 27.5 Percy Harvin, 2009

Kickoff Return Average (3 returns), Game

- 49.7 Cordarrelle Patterson, @ Chi., 9/15/13 (3-149)
- 48.0 Aundrae Allison, vs. Det., 12/2/07 (3-144)
- 45.6 Cordarrelle Patterson, vs. G.B., 10/27/13 (5-228)

INTERCEPTIONS

Passes Defensed, Season

- 23 Xavier Rhodes, 2013
- 19 Orlando Thomas, 1995
- 12 Dewayne Washington, 1994
- 12 Brian Williams, 2002

Interceptions, Season

- 9 Orlando Thomas, 1995
- 6 George Rose, 1961
- 5 Rip Hawkins, 1961

Interceptions, Game

- 2 Rip Hawkins, vs. Dal, 9/24/61
- 2 Jeff Siemon, vs. S.F., 12/16/72

Interception Return Yards, Season

- 135 Dewayne Washington, 1994
- 108 Orlando Thomas, 1995
- 87 Harrison Smith, 2012

Interception Return Yards, Game

- 81 Dewayne Washington, @ Chi., 9/18/94
- 80 Mike Nattiel, vs. Sea., 12/7/03
- 70 Orlando Thomas, @ Pit., 9/24/95

Longest Interception Return

- 81 Dewayne Washington, @ Chi., 9/18/94 (td)
- 80 Mike Nattiel, vs. Sea., 12/7/03 (td)
- 63 Tim Newton, @ Buf., 9/25/85

TACKLES

Total Tackles, Season

- 129 Harrison Smith, 2012
- 126 Rip Hawkins, 1961
- 109 Chris Doleman, 1985
- 102 Tim Newton, 1985
- 95 Anthony Barr, 2014

Total Tackles, Game

- 13 Malik Boyd, @ N.E., 11/13/94
- 13 Harrison Smith, vs. T.B., 10/25/12
- 12 3 times, last Harrison Smith, @ G.B., 12/2/12

SACKS

Sacks, Season

- 11.0 Keith Millard, 1985
- 10.5 Don Hultz, 1963
- 10.5 Kevin Williams, 2003

Sacks, Game

- 3.0 Kevin Williams, vs. Ari., 12/28/03
- 2.5 Gerald Robinson, Chi., 10/19/86
- 2.0 8 times, last Brian Robinson, vs. Atl., 9/1/07

*NFL Record

#NFL Rookie Record

VIKINGS ROOKIE NFL AWARDS

NFL ROOKIE OF THE YEAR

- 1963-Paul Flatley, WR (AP, UPI, NEA, TSN)
- 1973-Chuck Foreman, RB (AP, PFWA)
- 1976-Sammy White, WR (AP, PFWA)
- 1998-Randy Moss, WR (TSN, FN, PFW, SI)
- 2007-Adrian Peterson, RB (TSN, PFW, SI, Pepsi)

PEPSI ROOKIE OF THE YEAR

- 2007-Adrian Peterson, RB
- 2009-Percy Harvin, WR
- 2014-Teddy Bridgewater, QB

NFL OFFENSIVE ROOKIE OF THE YEAR

- 1973-Chuck Foreman, RB, (PFW)
- 1976-Sammy White, WR, (PFW, PD)
- 1998-Randy Moss, WR (AP, FD, CPFW)
- 2007-Adrian Peterson, RB (AP, PFW)
- 2009-Percy Harvin, WR/KR (AP, PFW)

NFL DEFENSIVE ROOKIE OF THE YEAR

- 1994-Dewayne Washington, CB (PFN)

NFC ROOKIE OF THE YEAR

- 1973-Chuck Foreman, RB (Wheaties, TSN)
- 1976-Sammy White, WR (UPI, TSN, NEA)
- 1998-Randy Moss, WR (PFWA)

NFC OFFENSIVE ROOKIE OF THE YEAR

- 1998-Randy Moss, WR (PFWA)

ALL-ROOKIE HONORS (PFW)

- 1972-Jeff Siemon, LB
- 1973-Chuck Foreman, RB
- 1974-Matt Blair, LB
- 1976-Sammy White, WR
- 1984-Alfred Anderson, WR
- 1988-Randall McDaniel, G
- 1994-Todd Stuessie, G
- Andrew Jordan, TE
- Dewayne Washington, CB
- 1995-Orlando Thomas, S
- 1998-Randy Moss, WR
- 2000-Chris Hovan, DT
- 2003-Onterio Smith, RB
- Kevin Williams, DT
- Eddie Johnson, P
- 2005-Chris Kluwe, P
- 2007-Adrian Peterson, RB
- Brian Robison, DE
- 2009-Phil Loadholt, T
- Percy Harvin, WR/KR
- 2011-Kyle Rudolph, TE

- 2012-Blair Walsh, K

- Matt Kalil, T
- Harrison Smith, S

- 2013-Cordarrelle Patterson, WR/KR
- 2014-Teddy Bridgewater, QB

PRO BOWL HONORS

- 1973-Chuck Foreman, RB
- 1976-Sammy White, WR
- 1998-Randy Moss, WR
- 2007-Adrian Peterson, RB
- 2009-Percy Harvin
- 2012-Matt Kalil, T
- Blair Walsh, K
- 2013-Cordarrelle Patterson, WR/KR

1ST-TEAM A.P. ALL-PRO

- 1998-Randy Moss, WR
- 2012-Blair Walsh, K
- 2013-Cordarrelle Patterson, WR/KR



QB Teddy Bridgewater was named to the PFWA All-Rookie team, posting a 6-6 record as a starter, en route to being named Pepsi Rookie of the Year.

VIKINGS BIG DAYS

RUSHING

KICKOFF

EXECUTIVES

COACHES

PLAYERS

STARF

ROOKIES

2014 SEASON

RECORDS

PLAYOFF RECORDS

HISTORY

EXTRA POINTS

296 **Adrian Peterson** vs. S.D., 11/4/07 (30 att.)

224 **Adrian Peterson** @ Chi., 10/14/07 (20 att.)

212 **Adrian Peterson** @ St.L., 12/16/12 (24 att.)

211 **Adrian Peterson** vs. Chi., 12/1/13 (35 att.)

210 **Adrian Peterson** @ G.B., 12/12/12 (21 att.)

200 **Chuck Foreman** @ Phi., 10/24/76 (28 att.)

199 **Adrian Peterson** vs. G.B., 12/30/12 (34 att.)

192 **Adrian Peterson** vs. G.B., 11/19/08 (30 att.)

182 **Adrian Peterson** @ Sea., 11/4/12 (17 att.)

180 **Adrian Peterson** @ Cle., 9/13/09 (25 att.)

179 **Ted Brown** @ G.B., 10/23/83 (29 att.)

178 **Robert Smith** @ St. Louis, 9/13/98 (23 att.)

175 **Adrian Peterson** vs. G.B., 10/23/11 (24 att.)

172 **Terry Allen** @ Pit., 12/20/92 (32 att.)

171 **Adrian Peterson** vs. Det., 11/11/12 (17 att.)

170 **Robert Smith** @ Chi., 10/15/00 (15 att.)

169 **Robert Smith** @ Buf., 8/31/97 (16 att.)

167 **Scottie Taylor** vs. Sea., 10/22/06 (15 att.)

167 **Michael Bennett** vs. NYG, 12/10/12 (15 att.)

167 **Scottie Graham** vs. K.C., 12/26/93 (23 att.)

165 **Adrian Peterson** @ Ari., 12/14/08 (28 att.)

164 **Chester Taylor** vs. Oak., 11/18/07 (22 att.)

160 **Robert Smith** vs. Ind., 12/19/97 (17 att.)

160 **Adrian Peterson** vs. Ind., 9/14/08 (29 att.)

160 **Adrian Peterson** vs. Det., 9/26/10 (23 att.)

159 **Terry Allen** @ Chi., 9/18/94 (22 att.)

156 **Chuck Foreman** @ Det., 12/18/77 (33 att.)

156 **Dave Osborn** vs. G.B., 12/3/67 (21 att.)

155 **Clinton Jones** vs. Atl., 11/28/71 (22 att.)

154 **Adrian Peterson** vs. Chi., 12/19/12 (31 att.)

153 **Adrian Peterson** vs. Ari., 10/21/12 (23 att.)

150 **Chuck Foreman** vs. Chi., 10/16/77 (26 att.)

148 **Chuck Foreman** vs. Pit., 10/14/76 (27 att.)

148 **Herschel Walker** vs. Chi., 10/15/89 (18 att.)

148 **Robert Smith** @ Dal., 11/23/00 (21 att.)

148 **Onterio Smith** @ Chi., 12/14/03 (27 att.)

146 **Tommy Mason** vs. Bal., 11/17/63 (16 att.)

146 **Darrin Nelson** vs. G.B., 11/10/85 (21 att.)

146 **Robert Smith** @ NYG, 12/20/99 (16 att.)

146 **Onterio Smith** vs. K.C., 12/20/03 (21 att.)

146 **Adrian Peterson** @ G.B., 11/24/13 (32 att.)

145 **Adrian Peterson** vs. Mia., 9/19/10 (28 att.)

143 **Tommy Mason** @ Bal., 12/16/62 (20 att.)

143 **Adrian Peterson** vs. Bal., 10/18/09 (22 att.)

140 **Terry Allen** @ G.B., 9/6/92 (12 att.)

140 **Adrian Peterson** vs. Phi., 9/29/13 (23 att.)

140 **Adrian Peterson** @ Dal., 11/19/15 (25 att.)

139 **Dave Osborn** vs. Chi., 12/5/70 (29 att.)

139 **Scottie Graham** @ G.B., 12/19/93 (30 att.)

139 **Adrian Peterson** vs. Hou., 11/2/08 (25 att.)

138 **Tommy Mason** @ Det., 10/31/65 (16 att.)

138 **Bill Brown** @ Cle., 12/1/65 (26 att.)

138 **Mewelde Moore** vs. Tenn., 10/24/04 (20 att.)

137 **Tommy Mason** vs. Bal., 9/13/64 (20 att.)

137 **Robert Smith** vs. N.O., 11/8/98 (20 att.)

136 **Chester Taylor** vs. Ari., 11/26/06 (27 att.)

135 **Jerick McKinnon** vs. Atl., 9/28/14 (18 att.)

134 **Robert Smith** vs. Det., 10/25/98 (19 att.)

134 **Robert Smith** @ Det., 10/10/90 (16 att.)

133 **Chuck Foreman** vs. Cinn., 11/13/77 (29 att.)

133 **Robert Smith** @ T.B., 10/19/96 (18 att.)

132 **Adrian Peterson** vs. Chi., 12/15/13 (18 att.)

132 **Robert Smith** @ G.B., 9/21/97 (28 att.)

131 **Adrian Peterson** vs. Chi., 11/30/08 (28 att.)

131 **Adrian Peterson** @ G.B., 10/24/10 (28 att.)

130 **Michael Bennett** vs. G.B., 11/17/02 (19 att.)

129 **Ted Brown** vs. T.B., 11/8/81 (31 att.)

127 **Chuck Foreman** vs. S.D., 11/23/75 (33 att.)

127 **Terry Allen** vs. T.B., 11/3/91 (14 att.)

126 **Herschel Walker** @ T.B., 12/8/91 (16 att.)

125 **Herschel Walker** @ Atl., 9/8/91 (25 att.)

125 **Robert Smith** vs. Phi., 9/28/97 (22 att.)

125 **Artose Pinner** @ Det., 12/10/06 (29 att.)

124 **Tommy Mason** vs. Pit., 10/18/64 (20 att.)

124 **Oscar Reed** vs. Det., 11/12/72 (23 att.)

123 **Raymond Hayes** vs. Det., 11/19/63 (18 att.)

123 **Chester Taylor** vs. Det., 10/8/06 (26 att.)

123 **Adrian Peterson** vs. T.B., 10/25/12 (15 att.)

122 **Chuck Foreman** @ N.O., 9/3/78 (18 att.)

122 **Darrin Nelson** vs. Det., 11/3/85 (25 att.)

122 **Robert Smith** @ G.B., 11/9/00 (24 att.)

122 **Mewelde Moore** @ G.B., 11/21/05 (22 att.)

122 **Adrian Peterson** vs. Atl., 10/9/11 (29 att.)

121 **Mel Triplett** @ Chi., 12/7/61 (15 att.)

121 **Adrian Peterson** @ Chi., 10/19/08 (22 att.)

120 **Alfred Anderson** @ Det., 9/23/84 (19 att.)

120 **Robert Smith** vs. Car., 10/12/97 (23 att.)

120 **Michael Bennett** @ G.B., 12/8/02 (19 att.)

120 **Adrian Peterson** vs. T.B., 9/18/11 (25 att.)

119 **Darrin Nelson** vs. G.B., 11/13/83 (16 att.)

119 **Dave Osborn** @ Chi., 12/1/65 (19 att.)

119 **Darrin Nelson** vs. Det., 10/26/86 (22 att.)

119 **Darrin Nelson** @ Dal., 11/26/87 (16 att.)

118 **Robert Smith** @ K.C., 12/12/99 (21 att.)

118 **Adrian Peterson**, @ Phi., 12/26/10 (22 att.)

117 **Bill Brown** vs. C.I., 10/16/65 (15 att.)

117 **Chuck Foreman** @ N.O., 11/16/75 (24 att.)

117 **Robert Smith** vs. Ari., 11/12/00 (20 att.)

116 **Chuck Foreman** vs. Chi., 9/23/73 (16 att.)

116 **Adrian Peterson** vs. Det., 12/2/07 (15 att.)

115 **Bill Brown** @ Dal., 9/25/66 (20 att.)

115 **Dave Osborn** vs. NYG, 11/5/67 (16 att.)

115 **Robert Smith** vs. Det., 10/31/93 (23 att.)

115 **Robert Smith** @ Pit., 9/24/95 (15 att.)

115 **Scottie Graham** @ Cinn., 12/24/95 (25 att.)

115 **Robert Smith** vs. Det., 11/30/00 (17 att.)

115 **Matt Asiata** vs. Det., 12/29/13 (14 att.)

114 **Chuck Foreman** @ Det., 10/17/73 (16 att.)

114 **Michael Bennett** @ T.B., 11/3/02 (10 att.)

113 **Ted Brown** @ Chi., 9/21/80 (22 att.)

113 **Terry Allen** vs. Mia., 9/25/94 (15 att.)

113 **Terry Allen** @ T.B., 10/30/94 (17 att.)

113 **Robert Smith** vs. Det., 9/1/96 (22 att.)

113 **Michael Bennett**, vs. Tenn., 12/9/01 (16 att.)

113 **Chester Taylor**, vs. Car., 9/17/06 (24 att.)

112 **Adrian Peterson** vs. G.B., 9/30/07 (12 att.)

111 **Robert Smith** vs. Det., 9/10/95 (20 att.)

111 **Adrian Peterson** vs. Det., 10/12/08 (25 att.)

109 **Bill Brown** vs. Chi., 9/29/68 (12 att.)

109 **Ted Brown** @ G.B., 9/27/81 (21 att.)

109 **Robert Smith** @ Chi., 9/3/00 (14 att.)

109 **Mewelde Moore** @ N.O., 10/17/04 (15 att.)

109 **Toby Gerhart** @ Was., 12/24/11 (11 att.)

109 **Joe Webb** @ Det., 12/11/11 (7 att.)

108 **Ted Brown** @ Atl., 11/23/81 (16 att.)

108 **Leroy Hoard** vs. Oak., 11/17/96 (20 att.)

108 **Moe Williams** vs. Chi., 9/14/03 (21 att.)

108 **Adrian Peterson** @ Chi., 11/25/12 (18 att.)

107 **Chuck Foreman** vs. Det., 10/19/75 (22 att.)

107 **Robert Smith** vs. Chi., 10/10/99 (12 att.)

107 **Adrian Peterson** vs. Buf., 12/5/10 (16 att.)

106 **Bill Brown** @ Bal., 11/16/64 (14 att.)

106 **Dave Osborn** @ Chi., 10/12/69 (15 att.)

106 **Michael Bennett** vs. Chi., 10/27/02 (29 att.)

106 **Michael Bennett** vs. Det., 11/6/05 (18 att.)

105 **Alfred Anderson** @ Phi., 9/8/84 (20 att.)

105 **Leroy Hoard** vs. S.F., 10/24/99 (17 att.)

105 **Adrian Peterson** @ Det., 12/7/08 (22 att.)

104 **Tony Galbreath** @ Chi., 10/9/83 (16 att.)

104 **Robert Smith** vs. S.D., 11/28/99 (20 att.)

104 **Michael Bennett** @ G.B., 12/30/01 (25 att.)

104 **Bill Brown** vs. Bal., 9/13/64 (20 att.)

103 **Bill Brown** @ NYG, 12/6/64 (18 att.)

103 **Dave Osborn** @ Atl., 10/29/67 (19 att.)

103 **Darrin Nelson** vs. T.B., 11/15/87 (17 att.)

103 **Herschel Walker** vs. Den., 9/29/91 (12 att.)

103 **Robert Smith** vs. Was., 10/18/98 (24 att.)

103 **Robert Smith** vs. Car., 11/9/00 (23 att.)

103 **Michael Bennett**, vs. Sea., 12/7/03 (25 att.)

103 **Adrian Peterson** vs. G.B., 9/9/07 (19 att.)

103 **Adrian Peterson** @ NYG, 12/28/08 (21 att.)

103 **Jerick McKinnon** @ Buf., 10/19/14 (19 att.)

102 **Chuck Foreman** @ Chi., 10/27/75 (26 att.)

102 **Chuck Foreman** vs. Atl., 11/9/75 (26 att.)

102 **Robert Smith** vs. Car., 10/6/96 (27 att.)

102 **Moe Williams** vs. Buf., 9/15/02 (17 att.)

102 **Adrian Peterson** @ K.C., 9/23/07 (25 att.)

102 **Adrian Peterson** @ Det., 9/30/12 (21 att.)

102 **Cordarelle Patterson** @ St.L., 9/7/14 (3 att.)

101 **Tommy Mason** @ G.B., 12/5/65 (21 att.)

101 **Clinton Jones** vs. Atl., 9/14/68 (17 att.)

101 **Bill Brown** vs. Det., 11/11/73 (19 att.)

101 **Chuck Foreman** @ G.B., 11/27/77 (26 att.)

101 **Adrian Peterson** @ Dal., 10/10/08 (22 att.)

101 **Leroy Hoard** vs. T.B., 12/15/96 (20 att.)

101 **Robert Smith** vs. Det., 12/14/97 (20 att.)

101 **Mewelde Moore** vs. N.O., 9/25/05 (23 att.)

101 **Robert Smith** vs. Jax., 12/20/98 (19 att.)

101 **Chester Taylor** @ S.F., 12/9/07 (8 att.)

100 **Chuck Foreman** vs. G.B., 12/8/73 (19 att.)

100 **Chuck Foreman** vs. Sea., 11/14/76 (17 att.)

100 **Ted Brown** vs. Dal., 11/8/83 (29 att.)

100 **Terry Allen** vs. G.B., 12/27/92 (20 att.)

100 **Adrian Peterson** @ Chi., 9/15/13 (26 att.)

2....Moe Williams.....1-1

2....Onterio Smith.....1-1

2....Jerick McKinnon.....1-1

1....Ray Hayes.....1-0

1....Mel Triplett.....0-1

1....Oscar Reed.....1-0

1....Tony Galbreath.....1-0

1....Artose Pinner.....1-0

1....Toby Gerhart.....1-0

1....Joe Webb.....1-0

1....Matt Asiata.....1-0

1....Cordarelle Patterson..1-0

PASSING

490 **Tommy Kramer** @ Was., 11/2/86 (20 of 35)

456 **Tommy Kramer** vs. Cle., 12/14/80 (38 of 49)

449 **Joe Kapp** vs. Bal., 9/28/69 (38 of 43)

446 **Brett Favre** vs. Ari., 11/7/10 (36 of 47)

444 **Tommy Kramer** @ S.D., 10/11/81 (27 of 43)

442 **Randal Cunningham** @ G.B., 10/5/98 (20 of 32)

436 **Tommy Kramer** vs. Chi., 9/19/85 (28 of 55)

425 **Daunte Culpepper** @ N.O., 10/17/04 (26 of 37)

420 **Warren Moon** vs. N.O., 11/6/94 (33 of 57)

407 **Fran Tarkenton** @ S.F., 10/24/65 (21 of 34)

404 **Daunte Culpepper** @ Det., 12/19/04 (32 of 35)

400 **Warren Moon** vs. NYJ, 11/20/94 (33 of 50)

396 **Daunte Culpepper** @ Oak., 11/16/03 (27 of 45)

396 **Daunte Culpepper** @ Hou., 10/10/04 (36 of 50)

395 **Tommy Kramer** vs. Atl., 9/7/80 (30 of 42)

392 **Brett Favre** vs. Chi., 11/29/09 (32 of 48)

391 **Wade Wilson** vs. Det., 11/6/88 (28 of 35)

386 **Tommy Kramer** @ T.B., 10/7/84 (27 of 47)

384 **Warren Moon** @ Det., 11/23/95 (30 of 47)

384 **Tommy Kramer** vs. G.B., 11/29/81 (38 of 55)

382 **Matt Cassel** vs. Phi., 12/15/13 (26 of 35)

381 **Christian Ponder** vs. Den., 12/4/11 (29 of 47)

374 **Wade Wilson** @ T.B., 12/16/90 (24 of 39)

374 **Jeff George** @ Chi., 11/14/99 (25 of 44)

370 **Daunte Culpepper** @ S.D., 11/9/03 (32 of 44)

364 **Randal Cunningham** @ Den., 11/4/93 (19 of 37)

364 **Daunte Culpepper** vs. Oak., 9/19/99 (23 of 39)

363 **Jeff George** vs. S.D., 11/28/99 (28 of 43)

363 **Daunte Culpepper** @ G.B., 11/14/04 (27 of 44)

361 **Steve Dilts** @ T.B., 9/5/81 (37 of 62)

361 **Wade Wilson** vs. N.O., 12/21/86 (24 of 39)

360 **Daunte Culpepper** vs. Chi., 9/26/04 (19 of 30)

359 **Randal Cunningham** @ Dal., 11/26/98 (17 of 35)

359 **Daunte Culpepper** vs. Car., 11/19/00 (22 of 29)

355 **Warren Moon** @ Ari., 10/2/94 (29 of 47)

355 **Daunte Culpepper** vs. Mia., 9/10/00 (23 of 37)

352 **Christian Ponder** @ Was., 10/14/12 (35 of 52)

349 **Warren Moon** @ N.E., 11/13/94 (26 of 42)

349 **Randal Cunningham** vs. Chi., 12/6/98 (21 of 31)

348 **Todd Bouman** vs. Tenn., 12/2/91 (21 of 31)

347 **Fran Tarkenton** vs. Was., 11/30/75 (27 of 37)

347 **Fran Tarkenton** vs. Det., 11/7/76 (17 of 25)

345 **Rand Salisbury** vs. S.D., 11/7/93 (29 of 47)

344 **Randal Cunningham** @ Bal., 12/13/98 (32 of 55)

344 **Brett Favre** vs. Det., 11/15/09 (20 of 29)

343 **Tommy Kramer** @ St.L., 10/25/81 (25 of 55)

343 **Daunte Culpepper** @ Phi., 9/20/04 (37 of 47)

342 **Tommy Kramer** @ LA, 12/6/80 (26 of 35)

342 **Warren Moon** @ Ari., 11/12/95 (24 of 37)

339 **Wade Wilson** vs. T.B., 11/30/86 (22 of 33)

338 **Warren Moon** vs. N.O., 11/19/95 (25 of 32)

335 **Wade Wilson** @ T.B., 10/23/88 (22 of 30)

335 **Daunte Culpepper** vs. G.B., 12/17/00 (23 of 38)

334 **Brad Johnson** vs. T.B., 9/14/97 (29 of 44)

334 **Brett Favre** @ Pit., 10/25/09 (34 of 51)

333 **Tommy Kramer** vs. Det., 9/20/81 (25 of 42)

332 **Warren Moon** @ T.B., 10/15/95 (33 of 48)

332 **Daunte Culpepper** @ N.O., 10/7/01 (23 of 34)

330 **Tommy Kramer** @ Atl., 11/23/81 (24 of 47)

330 **Daunte Culpepper** @ St.L., 11/30/03 (33 of 47)

328 **Tommy Kramer** vs. NYJ, 12/26/82 (32 of 56)

327 **Fran Tarkenton** vs. LA, 12/6/76 (16 of 21)

326 **Warren Moon** vs. Mia., 9/25/94 (28 of 37)

324 **Tommy Kramer** vs. T.B., 11/16/80 (24 of 31)

322 **Tommy Kramer** @ S.F., 10/12/86 (26 of 41)

322 **Daunte Culpepper** vs. T.B., 9/30/01 (30 of 44)

321 **Tommy Kramer** vs. Phi., 12/22/85 (21 of 36)

321 **Brett Favre** @ Chi., 12/28/09 (26 of 40)

319 **Fran Tarkenton** vs. LA Rams, 11/19/72 (14 of 28)

318 **Rich Gannon** @ Cinn., 9/27/92 (25 of 32)

317 **Fran Tarkenton** vs. N.O., 12/1/74 (20 of 29)

317 **Rich Gannon** @ N.E., 10/20/91 (35 of 63)

317 **Teddy Bridgewater** @ Atl., 9/28/14 (19 of 30)

316 **Fran Tarkenton** @ Oak., 12/17/78 (23 of 38)

316 **Brad Johnson** vs. N.O., 11/8/98 (28 of 38)

316 **Brett Favre** vs. NYG, 11/13/01 (25 of 31)

315 **Tommy Kramer** @ Atl., 12/15/85 (22 of 43)

315 **Teddy Bridgewater** @ Det., 12/14/14 (23 of 37)

314 **Steve Dilts** @ St.L., 10/30/83 (27 of 38)

313 **Daunte Culpepper** @ T.B., 10/29/00 (29 of 53)

312 **Brad Johnson** @ NYJ, 11/23/97 (24 of 35)

312 **Daunte Culpepper** @ N.O., 12/15/02 (26 of 36)

312 **Daunte Culpepper** @ Det., 12/29/02 (21 of 29)

Career 100-Yard Rushing Games

No. Player **W-L**

42...**Adrian Peterson**.....25-151

27...**Robert Smith**.....27-177

17...**Chuck Foreman**.....26-1

9...**Michael Bennett**.....5-4

4...**Bill Brown**.....4-4

7....**Terry Allen**.....7-0

6....**Tommy Mason**.....2-4

6....**Dave Osborn**.....3-3

6....**Ted Brown**.....5-1

6....**Darrin Nelson**.....3-3

6....**Charter Taylor**.....6-0

4....**Herschel Walker**.....3-1

4....**Mewelde Moore**.....4-0

3....**Scottie Graham**.....2-1

3....**Leroy Hoard**.....3-0

2....**Clinton Jones**.....2-0

2....**Alfred Anderson**.....1-1

311	Frán Tarkenton vs. Chi.	9/20/64 (22 of 34)
311	Tommy Kramer vs. S.D.	10/20/85 (31 of 46)
309	Tommy Kramer vs. T.B.	12/8/85 (21 of 36)
309	Wade Wilson @ C.G.	11/26/89 (23 of 38)
309	Randall Cunningham vs. Chi.	10/10/99 (25 of 47)
309	Teddy Bridgewater vs. NYJ	12/7/14 (19 of 27)
308	Tommy Kramer @ N.E.	12/16/79 (35 of 61)
307	Frán Tarkenton @ N.O.	11/16/75 (35 of 39)
306	Warren Moon vs. Chi.	12/1/94 (27 of 48)
306	Steve Dils vs. G.B.	11/13/83 (21 of 37)
303	Wade Wilson vs. Cinn.	12/25/89 (19 of 35)
302	Daunte Culpepper vs. Ari.	11/12/00 (25 of 32)
301	Brett Favre vs. S.F.	9/27/09 (24 of 46)
300	Daunte Culpepper vs. N.O.	9/25/05 (21 of 29)

Career 300-Yard Passing Games

No. Player	W-L
19... Tommy Kramer9-10
19... Daunte Culpepper11-8
9... Warren Moon5-5
9... Frán Tarkenton6-3
7... Brett Favre5-2
7... Wade Wilson5-2
6... Randall Cunningham4-2
3... Steve Dils0-3
3... Brad Johnson1-2
3... Teddy Bridgewater2-1
2... Rich Gannon1-1
2... Sean Salisbury1-1
2... Jeff George2-0
2... Christian Ponder0-2
1... Joe Kapp1-0
1... Todd Bouman1-0
1... Matt Cassel1-0

RECEIVING

210	Sammy White vs. Det.	11/7/76 (7 rec.)
204	Randy Moss @ Chi.	11/14/99 (12 rec.)
202	Paul Flatley @ S.F.	10/24/65 (7 rec.)
201	Sidney Rice vs. Det.	11/15/09 (7 rec.)
190	Randy Moss @ G.B.	10/5/98 (5 rec.)
188	Anthony Carter vs. Det.	11/6/88 (8 rec.)
184	Anthony Carter @ Dal.	11/26/87 (8 rec.)
179	Steve Jordan @ Was.	11/21/86 (6 rec.)
177	Sammy White vs. Chi.	11/28/82 (10 rec.)
176	Sidney Rice vs. Bal.	10/18/09 (6 rec.)
174	Paul Flatley vs. Det.	9/28/69 (6 rec.)
173	Gene Washington vs. Bal.	9/28/69 (6 rec.)
172	Randy Moss vs. S.F.	9/18/03 (8 rec.)
171	Randy Moss vs. NYG	11/19/01 (10 rec.)
168	Cris Carter vs. Mia.	9/10/00 (9 rec.)
168	Randy Moss @ Det.	10/10/00 (7 rec.)
167	Cris Carter @ Ari.	10/2/94 (14 rec.)
164	Anthony Carter vs. S.D.	11/7/93 (10 rec.)
163	Randy Moss @ Dal.	11/26/98 (3 rec.)
163	Greg Jennings vs. Phi.	12/15/13 (11 rec.)
162	Hassan Jones @ T.B.	12/16/90 (7 rec.)
160	Ahmad Rashad vs. Atl.	9/7/80 (11 rec.)
160	Randy Moss @ Stl.	11/10/03 (10 rec.)
159	Leo Lewis @ Was.	11/2/86 (3 rec.)
158	Randy Moss vs. Tenn.	12/9/01 (7 rec.)
158	Cris Carter @ Ari.	11/6/95 (8 rec.)
157	Jake Reed vs. N.O.	11/6/94 (8 rec.)
156	Paul Flatley vs. Bal.	11/16/63 (7 rec.)
156	Percy Harvin vs. Den.	12/4/11 (8 rec.)
155	Randy Moss vs. Det.	1/2/00 (5 rec.)
155	Jake Reed vs. Chi.	10/28/96 (11 rec.)
153	Randy Moss vs. G.B.	11/22/98 (8 rec.)
152	Gene Washington @ NYG	9/21/69 (7 rec.)
152	Ahmad Rashad vs. S.F.	9/23/79 (9 rec.)
151	Ahmad Rashad @ Atl.	11/21/81 (7 rec.)
151	Cris Carter @ Phi.	10/15/90 (6 rec.)
151	Cris Carter vs. N.O.	11/6/94 (12 rec.)
151	Jake Reed vs. Den.	12/4/11 (8 rec.)
150	Randy Moss @ NYJ	11/23/97 (8 rec.)
150	Randy Moss @ G.B.	9/17/03 (8 rec.)
150	Marcus Robinson vs. Chi.	10/10/04 (9 rec.)
149	Jake Reed @ Det.	11/23/95 (4 rec.)
148	Jake Reed @ Atl.	9/8/96 (4 rec.)
148	Koren Robinson @ Det.	12/4/05 (4 rec.)
146	Anthony Carter vs. Den.	11/4/90 (5 rec.)
144	Anthony Carter @ Atl.	12/15/85 (7 rec.)
144	James Brim vs. G.B.	10/4/87 (6 rec.)
144	Cris Carter @ Den.	10/31/99 (8 rec.)
144	Randy Moss @ Dal.	11/23/00 (7 rec.)
144	Randy Moss @ Phi.	12/2/01 (8 rec.)
144	Randy Moss @ Det.	12/16/01 (7 rec.)
142	Jim Phillips vs. La.	10/16/66 (6 rec.)
142	Ahmad Rashad vs. Cle.	12/14/80 (9 rec.)
142	Sammy White @ Buf.	9/16/82 (9 rec.)
142	Qadri Ismail vs. N.O.	11/19/95 (5 rec.)
142	Anthony Carter @ Sea.	11/10/96 (7 rec.)
141	Anthony Carter @ G.B.	10/28/90 (9 rec.)
141	Cris Carter @ Chi.	11/14/99 (9 rec.)
141	Nate Burleson @ G.B.	11/14/04 (11 rec.)
141	Cordele Patterson @ Bal.	12/8/13 (5 rec.)
140	Ted Brown vs. Det.	11/9/80 (9 rec.)

140	Sammy White vs. Oak.	9/14/81 (7 rec.)
140	Hassan Jones vs. Pit.	9/21/86 (6 rec.)
140	Jerome Simpson @ Det.	9/8/13 (7 rec.)
139	John Gilliam vs. Chi.	11/25/73 (5 rec.)
139	John Gilliam @ N.O.	11/16/75 (6 rec.)
139	Sammy White vs. LA Rams	9/19/76 (9 rec.)
139	Ahmad Rashad @ Det.	12/18/77 (8 rec.)
138	Cris Carter vs. Car.	11/19/00 (8 rec.)
137	Ry Poage vs. S.F.	9/29/63 (4 rec.)
137	John Henderson vs. Bos.	12/13/70 (8 rec.)
137	Darwin Nelson vs. G.B.	11/18/83 (9 rec.)
137	Cris Carter vs. N.O.	11/19/95 (12 rec.)
136	Jim Lash vs. G.B.	11/17/74 (6 rec.)
136	Ahmad Rashad vs. G.B.	9/23/79 (9 rec.)
136	Cris Carter vs. T.B.	12/13/95 (6 rec.)
136	Cris Carter vs. S.D.	11/28/99 (11 rec.)
136	Randy Moss vs. G.B.	12/17/00 (4 rec.)
136	Visanthe Shiancoe vs. Atl.	12/21/08 (7 rec.)
136	Sidney Rice @ Pit.	10/25/09 (10 rec.)
136	Cris Carter @ Dal.	11/26/98 (7 rec.)
134	Rickey Young @ N.O.	9/3/78 (12 rec.)
134	Cris Carter @ Den.	11/14/93 (5 rec.)
134	Jake Reed @ Oak.	11/17/96 (4 rec.)
134	Jake Reed vs. Phi.	9/28/97 (6 rec.)
134	Randy Moss vs. Atl.	12/1/02 (9 rec.)
134	Nate Burleson @ N.O.	10/17/04 (5 rec.)
134	Nate Burleson @ Det.	12/19/04 (5 rec.)
134	Paul Flatley vs. G.B.	11/21/65 (6 rec.)
133	Gene Washington @ Chi.	10/27/68 (6 rec.)
133	Randy Moss vs. Sea.	12/7/03 (8 rec.)
133	Percy Harvin @ Was.	10/14/12 (11 rec.)
132	Mike Jones @ LA Raiders	10/14/84 (5 rec.)
132	Anthony Carter vs. Phi.	12/22/85 (6 rec.)
132	Hassan Jones @ Dal.	11/13/88 (3 rec.)
132	Jarius Wright vs. Atl.	9/28/14 (8 rec.)
131	Chuck Foreman @ Dal.	10/6/74 (5 rec.)
131	Sammy White vs. Dal.	10/7/79 (5 rec.)
131	Jake Reed vs. T.B.	9/14/97 (6 rec.)
131	Randy Moss vs. G.B.	12/20/99 (9 rec.)
131	Cris Carter @ NYG	12/26/99 (5 rec.)
131	Bernard Berrian vs. Det.	10/12/08 (5 rec.)
130	Charley Ferguson @ Chi.	11/11/62 (3 rec.)
130	Leo Lewis vs. Was.	11/29/84 (7 rec.)
130	Randy Moss @ G.B.	11/6/00 (6 rec.)
129	John Henderson @ Atl.	12/20/70 (7 rec.)
129	John Gilliam vs. Det.	11/11/73 (5 rec.)
129	Jake Reed vs. G.B.	9/22/96 (7 rec.)
128	Bill Brown @ Chi.	12/13/64 (3 rec.)
127	Cris Carter vs. LA Raiders	12/22/90 (8 rec.)
127	Jake Reed vs. Mia.	9/25/94 (9 rec.)
127	Randy Moss vs. S.D.	11/28/99 (7 rec.)
126	Bob Grim @ Det.	9/20/71 (7 rec.)
126	Moe Williams @ S.D.	11/19/03 (11 rec.)
126	Percy Harvin vs. Ari.	11/17/10 (9 rec.)
125	Randy Moss @ Det.	10/17/99 (10 rec.)
125	Randy Moss vs. NYG	10/26/03 (7 rec.)
124	Anthony Carter @ Phi.	12/1/85 (5 rec.)
124	Cris Carter @ Cinn.	9/27/92 (11 rec.)
124	Cris Carter vs. Chi.	12/1/94 (9 rec.)
124	Cris Carter vs. Cle.	12/9/95 (8 rec.)
124	Jerome Simpson vs. Pit.	9/29/73 (7 rec.)
123	Gordon Smith @ S.F.	11/26/61 (3 rec.)
123	Anthony Carter @ T.B.	10/23/88 (6 rec.)
123	Anthony Carter vs. Hou.	9/10/89 (8 rec.)
123	Jarius Wright vs. NYJ	12/7/14 (4 rec.)
122	Gene Washington @ Chi.	10/11/70 (8 rec.)
122	Randy Moss vs. Chi.	10/10/99 (8 rec.)
122	Bernard Berrian vs. Chi.	11/12/00 (11 rec.)
121	Ahmad Rashad vs. S.F.	12/4/77 (7 rec.)
121	Jake Reed vs. NYJ	11/20/94 (5 rec.)
121	Cris Carter @ Buf.	8/31/97 (8 rec.)
120	Sammy White @ Mia.	12/11/76 (9 rec.)
120	Sammy White vs. T.B.	11/16/80 (6 rec.)
120	Terry LeCount @ S.D.	10/11/81 (6 rec.)
120	Sammy White @ St.L. Cards	10/25/81 (7 rec.)
120	Randy Moss vs. T.B.	10/3/99 (4 rec.)
120	Randy Moss @ S.D.	11/9/03 (11 rec.)
119	Tommy Mason vs. LA Rams	11/25/62 (5 rec.)
119	Gene Washington vs. Cle.	11/9/69 (7 rec.)
119	Jake Reed @ G.B.	9/21/97 (9 rec.)
119	Cris Carter @ G.B.	10/19/98 (8 rec.)
119	Cris Carter vs. Ari.	11/12/00 (11 rec.)
119	Randy Moss vs. Chi.	10/27/02 (9 rec.)
119	Randy Moss vs. Chi.	9/26/04 (7 rec.)
118	Hugh McElhenny vs. G.B.	10/14/62 (5 rec.)
118	Paul Flatley vs. Chi.	10/12/66 (5 rec.)
118	Sam McCullum @ C.K.	12/14/74 (6 rec.)
118	Chuck Foreman vs. NYG	10/17/76 (8 rec.)
118	Anthony Carter vs. Cinn.	12/25/89 (6 rec.)
118	Cris Carter vs. Pho.	Cards, 10/13/91 (6 rec.)
118	Jake Reed @ Chi.	9/7/97 (12 rec.)
118	Randy Moss vs. T.B.	10/3/00 (5 rec.)
117	John Gilliam vs. N.E.	10/27/74 (5 rec.)
117	Ahmad Rashad vs. T.B.	10/28/79 (7 rec.)
117	Anthony Carter @ LA Rams	9/20/87 (4 rec.)
117	Jake Reed @ T.B.	11/11/98 (6 rec.)
117	Qadri Ismail @ NYG	10/10/94 (7 rec.)
116	Bill Brown @ LA Rams	11/19/72 (5 rec.)

116	John Gilliam vs. Phi.	10/21/73 (6 rec.)
116	Rickey Young @ N.E.	12/16/79 (15 rec.)
116	Cris Carter vs. N.E.	11/27/97 (8 rec.)
116	Cris Carter vs. Dal.	11/8/99 (9 rec.)
115	Ahmad Rashad @ Oak.	12/17/78 (5 rec.)
115	Ted Brown vs. Det.	9/20/81 (9 rec.)
115	Joe Senser vs. NYJ	12/26/82 (10 rec.)
115	Cris Carter vs. Hou. Oilers	10/8/95 (12 rec.)
115	Cris Carter @ T.B.	10/29/00 (7 rec.)
115	Randy Moss vs. G.B.	11/17/02 (6 rec.)
115	Kelly Campbell @ Oak.	11/16/03 (4 rec.)
115	Percy Harvin vs. Chi.	11/12/10 (10 rec.)
114	Cris Carter @ N.E.	10/20/91 (10 rec.)
113	Tommy Mason vs. Phi.	10/28/62 (4 rec.)
113	Anthony Carter vs. Phi.	9/25/88 (6 rec.)
113	Cris Carter @ Was.	12/31/93 (7 rec.)
113	Randy Moss @ N.O.	12/15/02 (11 rec.)
112	Jerry Reichow vs. LA Rams	12/3/61 (6 rec.)
112	Jim Lash vs. N.O.	12/17/74 (3 rec.)
112	Sammy White @ Chi.	12/6/81 (8 rec.)
112	Steve Jordan vs. G.B.	9/28/86 (6 rec.)
112	Cris Carter vs. G.B.	12/21/91 (7 rec.)
112	Sidney Rice vs. NYG.	11/15/09 (7 rec.)
111	John Gilliam vs. N.O.	11/15/72 (4 rec.)
111	John Gilliam vs. Chi.	12/3/72 (5 rec.)
111	Anthony Carter @ Det.	11/9/85 (5 rec.)
111	Cris Carter vs. Det.	11/24/91 (7 rec.)
111	Anthony Carter @ Den.	11/14/93 (4 rec.)
111	Cris Carter @ Buf.	12/11/94 (9 rec.)
111	Jake Reed @ Cinn.	12/24/95 (5 rec.)
111	Cris Carter @ Chi.	10/15/00 (7 rec.)
111	Cris Carter vs. Det.	10/14/01 (8 rec.)
111	Randy Moss vs. Buf.	9/15/02 (11 rec.)
111	Randy Moss vs. K.C.	12/20/03 (7 rec.)
111	Michael Jenkins vs. G.B.	10/23/11 (3 rec.)
110	Tommy Galbreath vs. T.B.	11/6/83 (11 rec.)
110	Mike Jones @ T.B.	10/17/84 (6 rec.)
110	Terry Allen @ LA Rams	11/29/92 (10 rec.)
110	Randy Moss vs. G.B.	12/20/03 (9 rec.)
110	Randy Moss vs. Mia.	12/1/02 (7 rec.)
110	Nate Burleson vs. G.B.	12/24/04 (2 rec.)
110	Bernard Berrian @ N.O.	10/6/08 (6 rec.)
109	Bill Brown vs. St.L.	10/8/67 (3 rec.)
109	John Gilliam @ Det.	9/24/72 (4 rec.)
109	John Gilliam vs. N.O.	11/2/74 (5 rec.)
109	Ahmad Rashad vs. Chi.	10/10/76 (7 rec.)
109	Ted Brown @ S.D.	11/1/81 (5 rec.)
109	Anthony Carter vs. Det.	10/15/92 (5 rec.)
109	Cris Carter vs. Was.	10/18/98 (5 rec.)
109	Randy Moss @ Det.	12/29/02 (6 rec.)
108	Jake Reed @ G.B.	9/26/99 (6 rec.)
108	Percy Harvin vs. Ten.	10/7/12 (8 rec.)
108	Paul Flatley @ G.B.	11/10/63 (3 rec.)
108	Anthony Carter @ S.F.	10/14/73 (7 rec.)
108	Ahmad Rashad vs. Phi.	12/3/78 (9 rec.)
107	Terry LeCount vs. S.F.	9/8/83 (5 rec.)
107	Sammy White vs. Dal.	10/2/83 (3 rec.)
107	Jake Reed vs. Dal.	9/17/95 (7 rec.)
107	Cris Carter @ Chi.	9/7/97 (9 rec.)
107	Cris Carter vs. Buf.	10/22/00 (7 rec.)
106	Charley Ferguson @ Pit.	11/3/62 (4 rec.)
106	Ry Poage vs. G.B.	10/13/63 (3 rec.)
106	John Gilliam @ G.B.	10/29/72 (5 rec.)
106	Chuck Foreman @ N.O.	9/12/76 (7 rec.)
106	Hassan Jones vs. G.B.	9/28/86 (6 rec.)
106	Anthony Carter vs. Chi.	12/6/87 (3 rec.)
106	Anthony Carter @ T.B.	12/16/90 (8 rec.)
106	Cris Carter @ G.B.	12/19/93 (6 rec.)
106	Randy Moss vs. Chi.	12/6/98 (8 rec.)
106	Randy Moss vs. Car.	11/19/00 (5 rec.)
106	Paul Flatley vs. LA Rams	11/7/65 (5 rec.)
105	John Gilliam @ LA Rams	11/19/72 (4 rec.)
105	Chuck Foreman vs. NYJ	10/12/75 (9 rec.)
105	Cris Carter @ NYJ	11/23/97 (6 rec.)
105	Sidney Rice vs. Buf.	12/5/10 (6 rec.)
104	Sammy White vs. Det.	10/9/77 (4 rec.)
104	Mike Jones @ T.B.	12/8/85 (4 rec.)
104	Anthony Carter @ T.B.	11/21/93 (9 rec.)
104	Randy Moss vs. Ari.	11/12/00 (7 rec.)
104	Onterio Smith vs. Chi.	9/26/04 (6 rec.)
104	Randy Moss vs. Seattle.	12/12/04 (4 rec.)
104	Bernard Berrian vs. Hou.	12/1/08 (2 rec.)
104	Percy Harvin @ N.E.	10/31/10 (7 rec.)
104	Percy Harvin @ Ind.	9/16/12 (12 rec.)
103	Jerry Reichow vs. Chi.	9/17/61 (3 rec.)
103	Tom Hall @ G.B.	10/4/64 (7 rec.)
103	Ahmad Rashad @ S.F.	11/19/76 (6 rec.)
103	Anthony Carter @ G.B.	11/26/89 (6 rec.)
103	Hassan Jones vs. N.O.	9/16/90 (4 rec.)
103	Charles Johnson vs. NYJ	12/7/14 (4 rec.)
102	John Gilliam vs. Hou.	11/13/74 (2 rec.)
102	Ahmad Rashad @ LA Rams	12/2/79 (6 rec.)
102	Anthony Carter vs. Chi.	9/19/85 (4 rec.)
102	Anthony Carter @ Det.	11/17/85 (6 rec.)
102	Randy Moss @ Det.	12/19/04 (4 rec.)
102	Jake Reed @ T.B.	11/21/09 (6 rec.)
101	Gene Washington @ Bos.	12/13/70 (7 rec.)
101	Bob Grim @ G.B.	10/17/71 (7 rec.)

101 Joe Senser vs. T.B., 11/8/81 (8 rec.)
101 Leo Lewis @ Det., 9/23/84 (5 rec.)
101 Hassan Jones vs. T.B., 9/30/90 (5 rec.)
101 Adrian Cooper vs. NVJ, 11/20/94 (7 rec.)
101 Qadry Ismail vs. T.B., 11/27/94 (6 rec.)
101 Percy Harvin vs. Chi., 11/29/09 (6 rec.)
100 Sammy White @ Det., 9/30/79 (6 rec.)
100 Joe Senser @ S.D., 10/11/81 (7 rec.)
100 Joe Senser @ St. L. Cards, 10/25/81 (5 rec.)
100 Hassan Jones vs. N.D., 12/21/86 (5 rec.)
100 Cris Carter vs. NYJ, 11/20/94 (9 rec.)
100 Jake Reed vs. Oak., 9/19/99 (5 rec.)
100 Percy Harvin @ Phi., 12/26/10 (7 rec.)

Career 100-Yard Receiving Games

No. Player	W-L
41... Randy Moss	29-12
40... Cris Carter	30-10
22... Anthony Carter	12-10
18... Jake Reed	7-11
13... John Gilliam	12-1
13... Sammy White	6-6-1
13... Ahmad Rashad	8-5
9... Percy Harvin	5-4
7... Paul Flatley	3-4
7... Hassan Jones	5-2
6... Gene Washington	4-2

5... Sidney Rice	4-1
4... Bernard Berrian	4-0
4... Chuck Foreman	4-0
4... Joe Senser	2-2
4... Nate Burleson	2-2
3... Qadry Ismail	2-1
3... Bill Brown	2-1
3... Ted Brown	3-0
3... Leo Lewis	1-2
3... Mike Jones	2-1
2... Jerry Reichow	2-0
2... Tommy Mason	1-1
2... Charley Ferguson	0-2
2... Ray Poage	1-1
2... John Henderson	2-0
2... Bob Grim	2-0
2... Jim Lash	2-0
2... Rickey Young	0-2
2... Terry LeCount	1-1
2... Steve Jordan	1-1
2... Jerome Simpson	1-1
2... Jarius Wright	2-0
1... Gordie Smith	0-1
1... Hugh McElhenry	0-1
1... Tom Hall	1-0
1... Jim Phillips	1-0
1... Sam McCullum	1-0

1.... Terry Allen	1-0
1.... Tony Galbreath	0-1
1.... Darrin Nelson	0-1
1.... James Brim	0-1
1.... Adrian Cooper	0-1
1.... Moe Williams	0-1
1.... Kelly Campbell	0-1
1.... Marcus Robinson	1-0
1.... Oterrio Smith	1-0
1.... Koren Robinson	1-0
1.... Troy Williamson	1-0
1.... Visanthe Shiancoe	0-1
1.... Michael Jenkins	0-1
1.... Greg Jennings	1-0
1.... Cordarrelle Patterson	0-1
1.... Charles Johnson	1-0

BOLD indicates current Vikings players

VIKINGS ALL-TIME SCORING

PLAYER	YRS	TDR	TDP	TDRt	FGM/FGA (type of return)	1PT	2PT	SAF	POINTS
Fred Cox, K, 1963-77	15	0	0	0	282/455	519/539	0	0	1,365
Cris Carter, WR, 1990-2001	12	0	110	0	-/-	-/-	5	0	670
Ryan Longwell, K, 2006-11	6	0	0	0	135/157	228/233	0	0	633
Fuad Revez, K, 1990-95	6	0	0	0	133/171	199/201	0	0	598
Randy Moss, WR, 1998-2004, '10	8	0	92	1	(1 PR)	-/-	3	0	564
Adrian Peterson, RB, 2007-14	8	86	5	0	-/-	-/-	1	0	548
Gary Anderson, K, 1998-2002	5	0	0	0	109/123	215/217	0	0	542
Bill Brown, RB, 1962-74	13	52	23	1	(1 KO)	-/-	0	0	456
Chuck Foreman, RB, 1973-79	7	52	23	0	-/-	-/-	0	0	450
Blair Walsh, K, 2012-14	3	0	0	0	(87/103)	108/109	0	0	369
Rick Danmeier, K, 1978-83	6	0	0	0	70/106	154/167	0	0	364
Anthony Carter, WR, 1985-93	9	2	52	0	-/-	-/-	0	0	324
Ted Brown, RB, 1979-86	8	40	13	0	-/-	-/-	0	0	318
Sammy White, WR, 1976-86	11	0	50	0	-/-	-/-	0	0	300
Chuck Nelson, K, 1986-88	3	0	0	0	55/77	128/133	0	0	293
Tommy Mason, RB, 1961-66	6	28	11	0	-/-	-/-	0	0	234
Robert Smith, RB, 1993-2000	8	32	6	0	-/-	-/-	1	0	230
Dave Osborn, RB, 1965-75	11	29	7	0	-/-	-/-	0	0	216
Ahmad Rashad, WR, 1976-82	7	0	34	0	-/-	-/-	0	0	204
Jake Reed, WR, 1991-99, 2001	10	0	33	0	-/-	-/-	1	0	200
Daunte Culpepper, QB, 1999-2005	7	29	0	0	-/-	-/-	4	0	182
Jan Stenerud, K, 1984-85	2	0	0	0	35/49	71/74	0	0	176
Percy Harvin, WR, 2009-12	4	4	20	5	(5 KR)	-/-	1	0	176
Steve Jordan, TE, 1982-94	13	1	28	0	-/-	-/-	0	0	174
John Gilliam, WR, 1972-75	4	1	27	0	-/-	-/-	0	0	168
Alfred Anderson, RB, 1984-91	8	22	5	0	-/-	-/-	0	0	162
Leroy Hoard, RB, 1996-99	4	26	1	0	-/-	-/-	0	0	162
Terry Allen, RB, 1990-94	5	23	3	0	-/-	-/-	0	0	158
Moe Williams, RB, 1996-2000, '02-05	9	21	4	1	(1 KR)	-/-	1	0	158
Herschel Walker, RB, 1989-91	3	20	5	1	(1 KR)	-/-	0	0	156
Rickey Young, RB, 1978-83	6	10	14	0	-/-	-/-	0	0	144
Hassan Jones, WR, 1986-92	7	0	24	0	-/-	-/-	0	0	144
Visanthe Shiancoe, TE, 2007-11	5	0	24	0	-/-	-/-	0	0	144
Gene Washington, WR, 1967-72	6	13	0	0	-/-	-/-	0	0	138
Darrin Nelson, RB, 1982-89, 91-92	10	18	5	0	-/-	-/-	0	0	138
Fran Tarkenton, QB, 1961-66, 72-78	13	22	0	0	-/-	-/-	0	0	132
Chester Taylor, RB, 2006-09	4	18	3	0	-/-	-/-	0	0	126
Clinton Jones, RB, 1967-72	6	19	0	1	(1 KR)	-/-	0	0	120
Rich Karlis, K, 1989	1	0	0	0	31/39	77/78	0	0	120
Jerry Reichow, WR, 1961-64	4	0	19	0	-/-	-/-	0	0	114
Allen Rice, RB, 1984-90	7	13	6	0	-/-	-/-	0	0	114
Sidney Rice, WR, 2007-10	4	0	18	0	-/-	-/-	0	0	108
Stu Voigt, TE, 1970-80	11	1	17	0	-/-	-/-	0	0	108
Benny Ricardo, K, 1983-84	2	0	0	0	25/33	33/34	0	0	108
Paul Edinger, K, 2005	1	0	0	0	25/34	31/31	0	0	106
Marcus Robinson, WR, 2004-06	3	0	17	1	-/-	-/-	1	0	104
Kyle Rudolph, TE, 2011-14	4	0	17	0	-/-	-/-	1	0	104
Paul Flatley, WR, 1963-67	5	0	17	0	-/-	-/-	0	0	102
Leo Lewis, WR, 1981-91	11	0	16	1	(1 PR)	-/-	0	0	102
Michael Bennett, RB, 2001-2005	5	12	5	0	-/-	-/-	0	0	102
Aaron Elling, K, 2003-04	2	0	0	0	18/25	48/48	0	0	102
Morten Andersen, K, 2004	1	0	0	0	18/22	45/45	0	0	99
Joe Senser, TE, 1979-84	6	0	16	0	-/-	-/-	0	0	96
Scott Sisson, K, 1996	1	0	0	0	22/29	30/30	0	0	96
Matt Asiata, RB, 2012-14	3	12	1	0	-/-	-/-	2	0	82
Nate Burleson, WR, 2003-05	3	0	12	1	(1 PR)	-/-	1	0	80
Gordon Smith, TE, 1961-65	5	0	13	0	-/-	-/-	0	0	78
John Beasley, TE, 1967-73	7	0	12	1	(1 FR)	-/-	0	0	78
Rick Fenney, RB, 1987-91	5	11	2	0	-/-	-/-	0	0	78

PLAYER	YRS	TDR	TDP	TDR%	FGM/FGA (type of return)	1PT	2PT	SAF	POINTS
Bernard Berrian, WR, 2008-11	4	0	11	1	-/-	-/-	0	0	72
Qadry Ismail, WR, 1993-96	4	0	12	0	-/-	-/-	0	0	72
Mike Mercer, K, 1961-62	2	0	0	0	9/26	39/40	0	0	66
Jim Lindsey, RB, 1966-72	7	6	4	1	(1 FR)	-/-	0	0	66
Oscar Reed, RB, 1968-74	7	8	3	0	-/-	-/-	0	0	66
Ed Marinaro, RB, 1972-75	4	4	7	0	-/-	-/-	0	0	66
Cordarrelle Patterson, WR, 2013-14	2	4	5	2	0	0	0	0	66
Jim Christopherson, K, 1962	1	0	0	0	11/20	28/28	0	0	61
Donald Igebulike, K, 1990	1	0	0	0	14/16	19/19	0	0	61
Brent McClanahan, RB, 1973-80	8	6	4	0	-/-	-/-	0	0	60
Greg Jennings, WR, 2013-14	2	0	10	0	-/-	-/-	0	0	60
Eddie Murray, K, 1997	1	0	0	0	12/17	23/24	0	0	59
Ontario Smith, RB, 2003-04	2	7	2	0	-/-	-/-	2	0	58
Bob Grim, WR, 1967-71, 76-77	7	0	9	0	-/-	-/-	0	0	54
John Henderson, WR, 1968-72	5	0	9	0	-/-	-/-	0	0	54
Tommy Kramer, QB, 1977-89	13	8	1	0	-/-	-/-	0	0	54
Wade Wilson, QB, 1981-91	11	9	0	0	-/-	-/-	0	0	54
Tony Galbreath, RB, 1981-83	3	7	2	0	-/-	-/-	0	0	54
D.J. Dozier, RB, 1987-91	5	7	2	0	-/-	-/-	0	0	54
Andrew Glover, TE, 1997-99	3	0	9	0	-/-	-/-	0	0	54
Hal Besdoe, TE, 1964-66	3	0	8	0	-/-	-/-	0	0	48
Robert Miller, RB, 1975-80	6	7	1	0	-/-	-/-	0	0	48
Kelly Campbell, WR, 2002-04	3	0	8	0	-/-	-/-	0	0	48
Toby Gerhart, RB, 2010-13	4	5	3	0	-/-	-/-	0	0	48
Christian Ponder, QB, 2011-14	4	7	0	0	-/-	-/-	0	0	48
Hugh McElhenny, RB, 1961-62	2	3	3	1	(1 PR)	-/-	0	0	42
Tom Hall, WR, 1964-66, 68-69	5	0	7	0	-/-	-/-	0	0	42
Jim Phillips, WR, 1965-67	3	0	7	0	-/-	-/-	0	0	42
Terry LeCount, WR, 1979-83	5	0	7	0	-/-	-/-	0	0	42
Bob Bruer, TE, 1980-84	5	0	7	0	-/-	-/-	0	0	42
Scottie Graham, RB, 1993-96	4	7	0	0	-/-	-/-	0	0	42
Amp Lee, RB, 1994-96	3	2	5	0	-/-	-/-	0	0	42
Jim Kleinsasser, FB/TE, 1999-2011	13	1	6	0	-/-	-/-	0	0	42
Travis Taylor, WR, 2005-06	2	0	7	0	-/-	-/-	0	0	42
Jarius Wright, WR, 2012-14	3	0	7	0	0	0	0	0	42
Charley Ferguson, WR, 1962	1	0	6	0	-/-	-/-	0	0	36
Ed Sharockman, S, 1962-72	11	0	6	0	(3 INT, 2 BP, 1 FR)	-/-	0	0	36
Roger Craig, RB, 1992-93	2	5	1	0	-/-	-/-	0	0	36
Mewelde Moore, RB, 2004-07	4	1	3	1	(2 PR)	-/-	0	0	36
Jermaine Wiggins, TE, 2004-06	3	0	6	0	-/-	-/-	0	0	36
Charles Evans, RB, 1993-98	6	4	1	0	-/-	-/-	1	0	32
Greg Davis, K, 1997	1	0	0	0	7/10	10/10	0	0	31
Antoine Winfield, CB, 2004-12	9	0	0	5	(2 INT, 2 FR, 1 BLK)	-/-	0	0	30
Joe Kapp, QB, 1967-69	3	5	0	0	-/-	-/-	0	0	30
Sam McCullum, WR, 1974-75, 82-83	4	0	5	0	-/-	-/-	0	0	30
Bob Tucker, TE, 1977-80	4	0	5	0	-/-	-/-	0	0	30
Mike Mularkey, TE, 1983-88	6	0	5	0	-/-	-/-	0	0	30
Mike A. Jones, WR, 1983-85	3	0	5	0	-/-	-/-	0	0	30
Jim Gustafson, WR, 1985-90	6	0	5	0	-/-	-/-	0	0	30
David Palmer, RB, 1994-2000	7	1	1	3	(2 PR, 1 KO)	-/-	0	0	30
D'Wayne Bates, WR, 2002-2003	2	0	5	0	-/-	-/-	0	0	30
Ciatrix Fason, RB, 2005-06	2	5	0	0	-/-	-/-	0	0	30
Bobby Wade, WR, 2007-08	2	0	5	0	-/-	-/-	0	0	30
Michael Jenkins, WR, 2011-12	2	0	5	0	-/-	-/-	0	0	30
Andrew Jordan, TE, 1994-97, 99-01	7	0	4	0	-/-	-/-	2	0	28
Tarvarius Jackson, QB, 2006-10	5	4	0	0	-/-	-/-	2	0	28
Chris Walsh, WR, 1994-2002	9	0	4	0	-/-	-/-	1	0	26
Mel Triplett, RB, 1961-62	2	3	1	0	-/-	-/-	0	0	24
Tom Wilson, RB, 1963	1	4	0	0	-/-	-/-	0	0	24
Preston Carpenter, WR, 1966	1	0	4	0	-/-	-/-	0	0	24
Bobby Bryant, CB, 1968-80	13	0	0	4	(3 INT, 1 FR)	-/-	0	0	24
Paul Krause, S, 1968-79	12	0	0	4	(2 INT, 2 FR)	-/-	0	0	24
Jim Lash, WR, 1973-76	4	0	3	1	(1 FR)	-/-	0	0	24
Joey Browner, S, 1983-91	9	0	0	4	(3 INT, 1 FR)	-/-	0	0	24
Anthony Parker, CB, 1992-94	3	0	0	4	(2 FR, 2 INT)	-/-	0	0	24
Dewayne Washington, CB, 1994-97	4	0	0	4	(3 INT, 1 FR)	-/-	0	0	24
Orlando Thomas, S, 1995-2001	7	0	0	4	(2 FR, 2 INT)	-/-	0	0	24
Matthew Hatchette, WR, 1997-2000	4	0	4	0	-/-	-/-	0	0	24
TEAM, 1961-2014	54	0	0	0	0	0	12	0	24
Kevin Williams, DT, 2003-13	11	0	0	4	(2 FR, 2 INT)	-/-	0	0	24
Joe Webb, QB/WR, 2010-13	4	4	0	0	-/-	-/-	0	0	24
Brad Johnson, QB, 1992-98, 2005-06	9	2	1	0	-/-	-/-	2	0	22
Roy Winston, LB, 1962-76	15	0	0	3	(2 FR, 1 INT)	-/-	0	1	20
Mike Merrifield, LB, 1989-92	4	0	0	3	(2 INT, 1 FR)	-/-	0	1	20
Doug Brien, K, 2002	1	0	0	0	5/6	5/7	0	0	20
Jared Allen, DE, 2008-13	6	0	0	2	(1 FR, 1 INT)	-/-	0	4	20
Rip Hawkins, LB, 1961-65	5	0	0	3	(3 INT)	-/-	0	0	18
Carl Hilton, TE, 1986-89	4	0	3	0	-/-	-/-	0	0	18
Rich Gannon, QB, 1987-92	6	3	0	0	-/-	-/-	0	0	18
James Brim, WR, 1987	1	1	2	0	-/-	-/-	0	0	18
Audray McMillian, CB, 1989-93	5	0	0	3	(3 INT)	-/-	0	0	18
Jimmy Hitchcock, CB, 1998-99	2	0	0	3	(3 INT)	-/-	0	0	18
Johnny McWilliams, TE, 2000	1	0	3	0	-/-	-/-	0	0	18
Byron Chamberlain, TE, 2001-02	2	0	3	0	-/-	-/-	0	0	18
Koren Robinson, WR, 2005	1	1	1	1	(1 KR)	-/-	0	0	18
Darren Sharper, S, 2005-08	4	0	0	3	(3 INT)	-/-	0	0	18
Troy Williamson, WR, 2005-07	3	0	3	0	-/-	-/-	0	0	18
Billy McMullen, WR, 2006	1	0	2	1	(1 FR)	-/-	0	0	18
Artose Pinner, RB, 2006	1	3	0	0	-/-	-/-	0	0	18

PLAYER	YRS	TDR	TDP	TDRt	FGM/FGA (type of return)	1PT	2PT	SAF	POINTS
Jeff Dugan, TE/FB, 2004-10	7	0	3	0	-/-	-/-	0	0	18
Harrison Smith, S, 2012-14	3	0	0	3	(3 INT)	-/-	0	0	18
Alan Page, DT, 1967-78	12	0	0	2	(1 FR, 1 INT)	-/-	0	2	16
Chris Doleman, DE, 1985-93, '99	10	0	0	2	(2 INT)	-/-	0	2	16
Wally Hilgenberg, LB, 1968-79	12	0	0	2	(1 INT, 1 BP)	-/-	0	1	14
Issiac Holt, CB, 1985-89	5	0	0	2	(1 INT, 1 BP)	-/-	0	1	14
Henry Thomas, DT, 1987-94	8	0	0	2	(2 FR)	-/-	0	1	14
Charles Johnson, WR, 2014	1	0	2	0	(1 INT)	-/-	1	0	14
Raymond Hayes, RB, 1961	1	2	0	0	-/-	-/-	0	0	12
Dave Middleton, WR, 1961	1	0	2	0	-/-	-/-	0	0	12
Doug Mayberry, RB, 1961-62	2	1	1	0	-/-	-/-	0	0	12
Billy Butler, RB/S, 1962-64	3	0	0	2	(1 INT, 1 PR)	-/-	0	0	12
Ray Poage, WR, 1963	1	0	2	0	-/-	-/-	0	0	12
Earsell Mackbee, CB, 1965-69	5	0	0	2	(1 INT, 1 FR)	-/-	0	0	12
Phil King, RB, 1965-66	2	0	2	0	-/-	-/-	0	0	12
Dale Hackbart, CB, 1966-70	5	0	0	2	(2 INT)	-/-	0	0	12
Bob Lee, QB, 1969-72, 75-78	8	2	0	0	-/-	-/-	0	0	12
Terry Brown, S, 1972-75	4	0	0	2	(1 INT, 1 FR)	-/-	0	0	12
Matt Blair, LB, 1974-85	12	0	0	2	(1 BP, 1 FR)	-/-	0	0	12
Sammy Johnson, RB, 1976-78	3	2	0	0	-/-	-/-	0	0	12
Willie Teal, CB, 1980-86	7	0	0	2	(1 INT, 1 FR)	-/-	0	0	12
Charlie Johnson, NT, 1982-84	3	0	0	2	(2 FR)	-/-	0	0	12
Carl Lee, CB, 1983-93	11	0	0	2	(2 INT)	-/-	0	0	12
Chris Martin, LB, 1983-88	6	0	0	2	(2 FR)	-/-	0	0	12
Najee Mustafa, CB, 1987-92	6	0	0	2	(1 INT, 1 FR)	-/-	0	0	12
Al Noga, DE, 1988-92	5	0	0	2	(1 INT, 1 FR)	-/-	0	0	12
Brent Novoselsky, TE, 1989-94	6	0	2	0	-/-	-/-	0	0	12
Mike L. Jones, TE, 1990-91	2	0	2	0	-/-	-/-	0	0	12
Carlos Jenkins, LB, 1991-94	4	0	0	2	(1 INT, 1 FR)	-/-	0	0	12
Mike Tice, TE, 1992-93, '95	3	0	2	0	-/-	-/-	0	0	12
Barry Word, RB, 1993	1	2	0	0	-/-	-/-	0	0	12
Dwayne Rudd, LB, 1997-00	4	0	0	2	(2 FR)	-/-	0	0	12
Travis Prentice, RB, 2001	1	2	0	0	-/-	-/-	0	0	12
Corey Chavous, S, 2002-05	3	0	0	2	(2 INT)	-/-	0	0	12
Naufahu Tahf, FB, 2006-10	5	0	1	0	-/-	-/-	0	0	12
Marcus Sherrels, CB, 2010-14	5	0	0	2	(2 PR)	-/-	0	0	12
Everson Griffen, DE, 2010-14	5	0	0	2	(1 INT, 1 BP)	-/-	0	0	12
Rhett Ellison, TE, 2012-14	3	0	2	0	-/-	-/-	0	0	12
Adam Thielen, WR, 2014	1	0	1	1	(1 BP)	-/-	0	0	12
Teddy Garcia, K, 1989	1	0	0	0	1/5	8/8	0	0	11
Carl Eller, DE, 1964-78	15	0	0	1	(1 FR)	-/-	0	2	10
Randy Holloway, DE, 1978-84	7	0	0	1	(1 FR)	-/-	0	2	10
Jim Marshall, DE, 1961-79	19	0	0	1	(1 FR)	-/-	0	1	8
Jim Prestel, DE, 1961-65	5	0	0	1	(1 INT)	-/-	0	1	8
Tommy Hannon, S, 1977-84	8	0	0	1	(1 INT)	-/-	0	1	8
Hunter Goodwin, TE, 1996-98, '02-03	5	0	1	0	-/-	-/-	1	0	8
Randall Cunningham, QB, 1997-99	3	1	0	0	-/-	-/-	1	0	8
Dale Dawson, K, 1987	1	0	0	0	1/5	4/4	0	0	7
Bob Schnelker, WR, 1961	1	0	1	0	-/-	-/-	0	0	6
A.D. Williams, WR, 1961	1	0	1	0	-/-	-/-	0	0	6
Oscar Donahue, TE, 1962	1	0	1	0	-/-	-/-	0	0	6
Bob Reed, RB, 1962-63	2	0	1	0	-/-	-/-	0	0	6
Steve Stonebreaker, TE, 1962-63	2	0	1	0	-/-	-/-	0	0	6
Don Hultz, DE, 1963	1	0	0	1	(1 INT)	-/-	0	0	6
Mike Reilly, LB, 1963	1	0	0	1	(1 BP)	-/-	0	0	6
Jim Boylan, WR, 1963-64	2	0	1	0	-/-	-/-	0	0	6
Ron VanderKelen, QB, 1963-67	5	1	0	0	-/-	-/-	0	0	6
Bill McWatters, RB, 1964	1	1	0	0	-/-	-/-	0	0	6
George Rose, CB, 1964-66	3	0	0	1	(1 INT)	-/-	0	0	6
Bill Barnes, RB, 1965-66	2	1	0	0	-/-	-/-	0	0	6
Lance Rentzel, WR, 1965-66	2	0	0	1	(1 KO)	-/-	0	0	6
Lonnie Warwick, LB, 1965-72	8	0	0	1	(1 BP)	-/-	0	0	6
Jim Hargrove, LB, 1967-70	4	0	0	1	(1 BP)	-/-	0	0	6
Billy Martin, TE, 1968	1	0	1	0	-/-	-/-	0	0	6
Mike McGill, LB, 1968-70	3	0	0	1	(1 FR)	-/-	0	0	6
Charlie West, S, 1968-73	6	0	0	1	(1 PR)	-/-	0	0	6
Kent Kramer, TE, 1969-70	2	0	1	0	-/-	-/-	0	0	6
Norm Snead, QB, 1971	1	1	0	0	-/-	-/-	0	0	6
Nate Wright, CB, 1971-80	10	0	0	1	(1 FR)	-/-	0	0	6
Amos Martin, LB, 1972-76	5	0	0	1	(1 FR)	-/-	0	0	6
Steve Craig, TE, 1974-78	5	0	1	0	-/-	-/-	0	0	6
Fred McNeill, LB, 1974-85	12	0	0	1	(1 BP)	-/-	0	0	6
Nate Allen, CB, 1976-78	3	0	0	1	(1 BP)	-/-	0	0	6
Kevin Miller, WR, 1978-80	3	0	1	0	-/-	-/-	0	0	6
John Turner, S, 1978-83, '85, '87	8	0	0	1	(1 INT)	-/-	0	0	6
Kurt Knoff, S, 1979-82	4	0	0	1	(1 INT)	-/-	0	0	6
Keith Nord, S, 1979-85	7	0	0	1	(1 KO)	-/-	0	0	6
David Huffman, G/T, 1979-83, 85-90	11	0	0	1	(1 BP)	-/-	0	0	6
Doug Paschal, RB, 1980-81	2	1	0	0	-/-	-/-	0	0	6
Eddie Payton, RB, 1980-82	3	0	0	1	(1 KO)	-/-	0	0	6
Walker Lee Ashley, LB, 1983-88, '90	7	0	0	1	(1 INT)	-/-	0	0	6
Dwight Collins, WR, 1984	1	0	1	0	-/-	-/-	0	0	6
Darryl Ingram, TE, 1989	1	0	1	0	-/-	-/-	0	0	6
Todd Scott, S, 1991-94	4	0	1	0	-/-	-/-	0	0	6
Keith Henderson, RB, 1992	1	1	0	0	-/-	-/-	0	0	6
Joe Johnson, WR, 1992	1	0	1	0	-/-	-/-	0	0	6
Jack Del Rio, LB, 1992-95	4	0	0	1	(1 INT)	-/-	0	0	6
Lamar McGriggs, S, 1993-94	2	0	0	1	(1 INT)	-/-	0	0	6
James Harris, DE, 1993-95	3	0	0	1	(1 FR)	-/-	0	0	6
Alfred Jackson, CB, 1995-96	2	0	0	1	(1 INT)	-/-	0	0	6

PLAYER	YRS	TDR	TDP	TDRt	FGM/FGA (type of return)	1PT	2PT	SAF	POINTS
Jeff Brady, LB, 1995-97	3	0	0	1	(1 FR)	-/-	0	0	6
Corey Fuller, CB, 1995-98	4	0	0	1	(1 FR)	-/-	0	0	6
David Frisch, TE, 1996	1	0	1	0	-/-	-/-	0	0	6
Robert Tate, WR/CB, 1997-2001	5	0	0	1	(1 KO)	-/-	0	0	6
Kailee Wong, LB, 1998-01	4	0	0	1	(1 INT)	-/-	0	0	6
Carlester Crumpler, TE, 1999	1	0	1	0	-/-	-/-	0	0	6
John Davis, TE, 2000	1	0	1	0	-/-	-/-	0	0	6
Tyrone Carter, S, 2000-02	3	0	0	1	(1 FR)	-/-	0	0	6
Doug Chapman, RB, 2000-03	4	0	1	0	-/-	-/-	0	0	6
Lance Johnstone, DE, 2001-05	5	0	0	1	(1 INT)	-/-	0	0	6
Derrick Alexander, WR, 2002	1	0	1	0	-/-	-/-	0	0	6
Brian Williams, CB, 2002-05	4	0	0	1	(1 INT)	-/-	0	0	6
John Avery, RB, 2003	1	0	1	0	-/-	-/-	0	0	6
Chris Claiborne, LB, 2003-04	2	0	0	1	(1 INT)	-/-	0	0	6
Mike Nattiel, LB, 2003-04	2	0	0	1	(1 INT)	-/-	0	0	6
Gus Frerotte, QB, 2003-04, 2008	3	1	0	0	-/-	-/-	0	0	6
E.J. Henderson, LB, 2003-11	9	0	0	1	(1 INT)	-/-	0	0	6
Richard Owens, FB/TE, 2004-06	3	0	1	0	-/-	-/-	0	0	6
Dovonte Edwards, CB, 2005-06	2	0	0	1	(1 INT)	-/-	0	0	6
Napoleone Harris, LB, 2005-06, 2008	3	0	0	1	(1 FR)	-/-	0	0	6
Fred Smoot, CB, 2005-06	2	0	0	1	(1 INT)	-/-	0	0	6
Ray Edwards DE, 2006-10	5	0	0	1	(1 FR)	-/-	0	0	6
Ben Leber, LB, 2006-10	5	0	0	1	(1 FR)	-/-	0	0	6
Cedric Griffin, CB, 2006-11	6	0	0	1	(1 FR)	-/-	0	0	6
Chad Greenway, LB, 2006-14	9	0	0	1	(1 FR)	-/-	0	0	6
Dwight Smith, S, 2006-07	2	0	0	1	(1 INT)	-/-	0	0	6
Aundrea Allison, WR, 2007-08	2	0	0	1	(1 KO)	-/-	0	0	6
Robert Ferguson, WR, 2007-08	1	0	1	0	-/-	-/-	0	0	6
Greg Lewis, WR, 2009-10	2	0	1	0	-/-	-/-	0	0	6
Greg Camarillo, WR, 2010-11	2	0	1	0	-/-	-/-	0	0	6
Donovan McNabb, QB, 2011	1	1	0	0	-/-	-/-	0	0	6
Devin Aromashodu, WR, 2011-12	2	0	1	0	-/-	-/-	0	0	6
Stephen Burton, WR, 2011-12	2	0	1	0	-/-	-/-	0	0	6
Brian Robison, DE, 2007-14	8	0	0	1	(1 FR)	-/-	0	0	6
John Carlson, TE, 2012-13	2	0	1	0	-/-	-/-	0	0	6
Jerome Simpson, WR, 2012-13	2	0	1	0	-/-	-/-	0	0	6
Matt Cassel, QB, 2013-14	2	1	0	0	-/-	-/-	0	0	6
Gerald Hodges, LB, 2013-14	2	0	0	1	(1 INT)	-/-	0	0	6
Teddy Bridgewater, QB, 2014	1	1	0	0	-/-	-/-	0	0	6
Anthony Barr, LB, 2014	1	0	0	1	(1 FR)	-/-	0	0	6
Chase Ford, TE, 2013-14	2	0	1	0	-/-	-/-	0	0	6
Jerome Felton, FB, 2012-14	3	0	0	1	(1 FR)	-/-	0	0	6
Jim Leo, DE, 1961-62	2	0	0	0	-/-	-/-	0	1	2
Joe Blahak, CB, 1974-75, 77	3	0	0	0	-/-	-/-	0	1	2
Autry Beamon, S, 1975-76	2	0	0	0	-/-	-/-	0	1	2
Mark Mullaney, DE, 1975-87	13	0	0	0	-/-	-/-	0	1	2
Neil Elshire, DE, 1981-86	6	0	0	0	-/-	-/-	0	1	2
Joe Stepanek, DT, 1987	1	0	0	0	-/-	-/-	0	1	2
Ray Berry, LB, 1987-92	6	0	0	0	-/-	-/-	0	1	2
Mark Dusbabek, LB, 1989-92	4	0	0	0	-/-	-/-	0	1	2
Walt Williams, CB, 1981	1	0	0	0	-/-	-/-	0	1	2
Robin Sendllein, LB, 1981-84	4	0	0	0	-/-	-/-	0	1	2
Brooks Bollinger, 2006-07	2	0	0	0	-/-	-/-	1	0	2

VIKINGS ALL-TIME STARTING QB RECORDS

Player	Yrs	Starts	Won	Lost	Tied	%	Player	Yrs	Starts	Won	Lost	Tied	%
Fran Tarkenton, 1961-66, 72-78	13	170	91	73	6	.553	Steve Dils, 1973-84	6	15	6	9	0	.400
Tommy Kramer, 1977-89	13	110	54	56	0	.491	Teddy Bridgewater, 2014	1	12	6	6	0	.500
Daunte Culpepper, 1999-05	7	80	38	42	0	.475	Sean Salisbury, 1990-94	5	9	5	4	0	.556
Brad Johnson, 1992-98, 2005-06	9	46	28	18	0	.609	Matt Cassel, 2013-14	2	9	4	5	0	.444
Wade Wilson, 1981-91	11	48	27	21	0	.563	Norm Snead, 1971	1	2	2	0	1.000	
Joe Kapp, 1967-69	3	38	23	12	3	.645	Donovan McNabb, 2011	1	6	1	5	0	.167
Warren Moon, 1994-96	3	39	21	18	0	.538	George Shaw, 1961	1	4	1	3	0	.250
Rich Gannon, 1987-92	6	35	19	16	0	.543	Todd Bouman, 1997-02	6	3	1	2	0	.333
Brett Favre, 2009-10	2	29	17	12	0	.586	Ron VanderKelen, 1963-67	5	5	1	4	0	.200
Randall Cunningham, 1997-99	3	23	16	7	0	.696	Bob Berry, 1965-67, 73-76	7	2	1	1	0	.500
Gary Cuozzo, 1968-71	4	21	16	5	0	.762	Joe Webb, 2010-13	2	2	1	1	0	.500
Christian Ponder, 2011-14	4	36	14	21	1	.403	Tony Adams, 1987	1	3	0	3	0	.000
Tarvaris Jackson, 2006-10	5	20	10	10	0	.500	Kelly Holcomb, 2007	1	3	0	3	0	.000
Gus Frerotte, 2003-04, 2008	3	13	10	3	0	.769	Archie Manning, 1983-84	2	2	0	2	0	.000
Bob Lee, 1963-72, 75-78	8	11	9	2	0	.818	Spergon Wynn, 2001	1	2	0	2	0	.000
Jim McMahon, 1993	1	12	8	4	0	.667	Brooks Bollinger, 2006-07	2	1	0	1	0	.000
Jeff George, 1999	1	10	8	2	0	.800	Josh Freeman, 2013	1	1	0	1	0	.000

*Sorted by wins

VIKINGS ALL-TIME PASSING

QUALIFIERS - 500+ ATTEMPTS

PLAYER	ATT	COMP	PCT.	YARDS	TD	INT	LG	SK/YDS	RATING
Randall Cunningham (1997-99)	713	427	59.9	5,680	48	23	67t	42/293	94.2
Brett Favre (2009-10)	889	580	65.2	6,711	44	26	63	56/386	92.2
Daunte Culpepper (1999-05)	2,607	1,678	64.4	20,162	135	86	82t	228/1214	91.5
Warren Moon (1994-98)	1,454	882	60.7	10,102	58	42	85t	86/634	82.9
Brad Johnson (1992-98, 2005-06)	1,670	1,036	62.0	11,098	65	48	82t	100/673	82.5
Fran Tarkenton (1961-66, '72-78)	4,569	2,635	57.7	33,098	239	194	89t	417/3,880	80.2
Tarvaris Jackson (2006-10)	603	354	58.7	3,984	24	22	71	47/247	76.6
Christian Ponder (2011-14)	1,057	632	59.8	6,658	38	36	72	95/901	75.9
Rich Gannon (1987-92)	1,003	561	55.9	6,457	40	36	78t	81/478	73.9
Wade Wilson (1981-91)	1,665	929	55.8	12,135	66	75	75t	151/1,069	73.4
Tommy Kramer (1977-89)	3,648	2,011	55.1	24,775	159	157	76t	248/1,596	73.3
Steve Dils (1979-84)	623	336	53.9	3,867	15	18	68	49/349	68.8
Gary Cuzzo (1968-71)	556	276	49.6	3,552	18	23	52t	46/334	63.7
Joe Kapp (1967-69)	669	351	50.2	4,807	37	47	87t	82/676	62.3

NON-QUALIFIERS - FEWER THAN 500 ATTEMPTS

PLAYER	ATT	COMP	PCT.	YARDS	TD	INT	LG	SK/YDS	RATING
Todd Bouman (1997-02)	95	54	56.8	880	8	4	80t	6/49	98.6
Jeff George (1999)	329	191	58.1	2,816	23	12	80t	28/228	94.2
Teddy Bridgewater (2014)	402	259	64.4	2,919	14	12	87t	39/249	85.2
Brooks Bollinger (2006-07)	68	46	67.6	537	1	2	50	13/78	84.0
Donovan McNabb (2011)	156	94	60.3	1,026	4	2	60	16/113	82.9
Gus Fretotte (2003-04, '08)	367	216	58.9	2,847	19	17	59t	34/186	81.4
Sean Salisbury (1990-94)	404	228	56.4	2,772	14	9	55	28/199	80.2
Matt Cassel (2013-14)	325	194	59.7	2,232	14	13	79t	22/124	78.1
Jim McMahon (1993)	331	200	60.4	1,968	9	8	58	23/104	76.2
Kelly Holcomb (2007)	83	42	50.6	515	2	1	40	12/87	73.1
Bob Lee (1969-72, '75-78)	306	159	52.0	2,153	15	17	63	30/221	67.8
Joe Webb (2010-13)	152	88	57.9	853	3	5	46	11/69	66.6
Archie Manning (1983-84)	94	52	55.3	545	2	3	56	18/153	66.4
George Shaw (1961)	91	46	50.5	530	4	4	42t	14/122	64.8
Tony Adams (1987)	87	49	55.0	607	3	5	63t	19/130	64.3
Bob Berry (1965-67, '73-76)	124	63	50.8	708	7	8	52t	17/131	59.4
Ron VanderKelen (1963-67)	252	107	42.2	1,375	6	11	53	25/224	49.7
Josh Freeman (2013)	53	20	37.7	190	0	1	22	1/14	40.6
Norm Snead (1971)	75	37	49.3	470	1	6	55t	7/67	40.3
Bubby Brister (2000)	20	10	50.0	82	0	1	20	1/6	40.0
Spergo Wynn (2001)	98	48	49.0	418	1	6	47t	10/65	38.6
Steve Bono (1985-86)	11	2	18.2	8	0	5	5	2/13	29.6
John McCormick (1962)	18	7	39.0	104	0	5	53	3/33	19.1

FEWER THAN 10 ATTEMPTS

PLAYER	ATT	COMP	PCT.	YARDS	TD	INT	LG	SK/YDS	RATING
Keith Henderson (1992)	1	1	100.0	36	1	0	36t	0/0	158.3
Darrin Nelson (1982-89, '91-92)	1	1	100.0	25	1	0	25t	0/0	158.3
Ryan Longwell (2006-11)	1	1	100.0	16	1	0	16t	0/0	158.3
Mewelde Moore (2004-07)	2	1	50.0	15	1	0	15t	0/0	158.3
D.J. Dozier (1987-91)	1	1	100.0	19	1	0	19t	0/0	145.9
Jay Walker (1996-97)	2	2	100.0	31	0	0	19	0/0	118.8
Hassan Jones (1986-92)	1	1	100.0	18	0	0	18	0/0	118.8
Chris Kluwe (2005-12)	1	1	100.0	27	0	0	27	0/0	118.8
Paul Krause (1968-79)	2	1	50.0	11	1	0	11t	0/0	106.3
Phil King (1965-66)	1	1	100.0	9	0	0	9	0/0	104.2
Randy Moss (1998-04, '10)	8	4	50.0	106	2	1	37	0/0	95.8
Sidney Rice (2007-10)	4	2	50.0	94	0	0	79	0/0	95.8
Chester Taylor (2006-09)	2	1	50.0	4	1	0	4t	0/0	95.8
Mike Eischeid (1972-74)	1	1	100.0	6	0	0	6	0/0	91.7
Bill Cappelman (1970)	7	4	57.1	49	0	0	26	0/0	78.8
Herschel Walker (1989-91)	2	1	50.0	12	0	0	12	0/0	68.5
Fred Cox (1963-77)	1	1	100.0	-1	0	0	-1	0/0	62.5
Alfred Anderson (1984-90)	9	4	44.4	112	2	1	43t	2/8	59.3
Tommy Mason (1961-66)	4	1	25.0	30	1	2	30t	0/0	58.4
Bill Brown (1962-74)	2	1	50.0	3	0	0	3	0/0	50.0
Jamie Caleb (1961)	1	0	0.0	0	0	0	0	0/0	39.6
Anthony Carter (1985-93)	1	0	0.0	0	0	0	0	0/0	39.6
Greg Coleman (1978-87)	1	0	0.0	0	0	0	0	0/0	39.6
Bob Grim (1967-71, '76-77)	1	0	0.0	0	0	0	0	0/0	39.6
Jim Lash (1973-76)	1	0	0.0	0	0	0	0	0/0	39.6
Terry LeCount (1979-83)	1	0	0.0	0	0	0	0	0/0	39.6
Hugh McElhenny (1961-62)	1	0	0.0	0	0	0	0	0/0	39.6
Harry Newsome (1990-93)	1	0	0.0	0	0	0	0	0/0	39.6
Allen Rice (1984-90)	1	0	0.0	0	0	0	0	0/0	39.6
Mike Saxon (1994-95)	1	0	0.0	0	0	0	0	0/0	39.6
Joe Senser (1979-84)	1	0	0.0	0	0	0	0	0/0	39.6
Chris Walsh (1994-02)	1	0	0.0	0	0	0	0	0/0	39.6
David Palmer (1994-00)	0	0	0.0	0	0	0	0	1/2	39.6
Jay Fiedler (1998)	7	3	42.9	41	0	1	19	0/0	22.6
Larry Miller (1987)	6	1	16.7	2	0	1	2	0/0	0.0
Jerry Reichow (1961-64)	3	0	0.0	0	0	1	0	0/0	0.0
Mitch Berger (1996-01)	2	0	0.0	0	0	1	0	0/0	0.0
Ted Brown (1979-86)	1	0	0.0	0	0	1	0	0/0	0.0

VIKINGS ALL-TIME RECEIVING

PLAYER	REC.	YARDS	AVG.	TD
Chris Carter (1990-01)	1,004	12,383	12.3	10
Randy Moss (1998-04, *10)	587	9,316	15.9	92
Steve Jordan (1982-94)	498	6,307	12.7	28
Anthony Carter (1985-93)	478	7,635	16.0	52
Jake Reed (1991-99, 2001)	413	6,433	15.6	33
Ahmad Rashad (1976-82)	400	5,489	13.7	34
Sammy White (1976-86)	393	6,400	16.3	50
Ted Brown (1979-86)	339	2,850	8.4	13
Chuck Foreman (1973-79)	336	3,057	9.1	23
Rickey Young (1978-83)	292	2,255	7.6	14
Bill Brown (1962-74)	284	3,177	11.2	23
Percy Harvin (2009-12)	280	3,302	11.8	20
Darrin Nelson (1982-89, *91-92)	251	2,202	8.8	5
Hassan Jones (1986-92)	222	3,733	16.8	24
Visanthe Shiancoe (2007-11)	208	2,424	11.7	24
Adrian Peterson (2007-14)	208	1,715	8.2	5
Paul Flattery (1963-67)	202	3,222	16.0	17
Jim Kleinsemer (1989-2011)	192	1,688	8.8	6
Jermaine Wiggins (2005-06)	186	1,658	8.9	6
Leo Lewis (1981-91)	181	2,924	16.1	16
Robert Smith (1993-00)	178	1,292	7.3	6
Stu Voigt (1970-80)	177	1,919	10.8	17
Dave Osborn (1965-75)	173	1,412	8.2	7
Gene Washington (1967-72)	172	3,087	18.0	23
Amp Lee (1994-96)	170	1,348	7.9	5
John Gilliam (1972-75)	165	3,297	20.0	27
Joe Senser (1979-84)	165	1,822	11.0	16
Chester Taylor (2006-09)	160	1,357	8.5	3
Tommy Mason (1961-66)	151	1,689	11.2	11
Sidney Rice (2007-10)	146	2,129	14.6	18
Jerry Reichow (1961-64)	144	2,183	15.2	19
Bernard Berrian (2008-11)	138	1,925	14.0	11
Kyle Rudolph (2011-14)	133	1,286	9.7	17
Moe Williams (1996-00, *02-05)	131	1,301	9.9	4
Nate Burleson (2003-05)	127	1,789	14.1	12
Greg Jennings (2013-14)	127	1,546	12.2	10
Michael Bennett (2001-05)	126	1040	8.3	5
Ed Marinaro (1972-75)	125	1,088	8.1	7
Gadry Ismail (1993-96)	118	1,856	15.7	12
Mewelde Moore (2004-07)	116	1,093	9.4	3
John Beasley (1967-73)	115	1,242	10.8	12
Alfred Anderson (1984-91)	114	1,042	9.1	5
Marcus Robinson (2004-06)	107	1,553	14.5	17
Travis Taylor (2005-06)	107	1,255	11.7	7
Brent McClanahan (1973-80)	107	772	7.2	4
Bobby Wade (2007-08)	107	1,292	12.1	5
Allen Rice (1984-90)	100	1,066	10.6	6
Andrew Jordan (1994-97, *99-01)	97	763	7.9	4
Bob Crim (1967-71, *76-77)	96	1,414	14.8	9
Andrew Glover (1997-99)	95	1,227	12.9	9
Bob Tucker (1977-80)	95	1,045	11.0	5
Robert Miller (1975-80)	95	771	8.1	1
Oscar Reed (1968-74)	92	676	7.4	3
Byron Chamberlain (2001-02)	91	1,055	11.6	3
Mike Anthony Jones (1983-85)	90	1,327	14.7	5
Jarius Wright (2012-14)	90	1,332	14.8	7
Herschel Walker (1989-91)	86	681	7.9	5
John Henderson (1968-72)	81	1,330	16.2	9
Tom Hall (1964-66, *68-69)	81	1,163	14.4	7
Tony Galbreath (1981-83)	80	645	8.0	2
Terry LeCount (1979-83, *87)	79	1,225	15.5	7
Troy Williamson (2005-07)	79	1,067	13.5	3
Charles Evans (1993-98)	78	531	6.8	1
Michael Jenkins (2011-12)	78	915	11.7	5
Cordale Patterson (2013-14)	78	853	10.9	5
Toby Gerhart (2010-13)	77	600	7.8	3
Jim Lash (1973-76)	75	1,252	16.7	3
Jerome Simpson (2012-13)	74	1,000	13.5	1
David Palmer (1994-00)	73	631	8.6	1
Terry Allen (1990-94)	72	675	9.4	3
Rick Fenney (1987-91)	72	628	8.8	2
Jim Phillips (1965-67)	68	1,091	16.0	7
Chris Walsh (1994-02)	67	719	10.7	4
D'Wayne Bates (2002-03)	65	840	12.9	4
Leroy Hoard (1996-99)	60	577	9.6	1
Gordon Smith (1961-65)	57	1,277	22.4	13
Kelly Campbell (2002-04)	57	1,062	18.6	8
Jim Lindsey (1966-72)	56	632	11.3	4
Hugh McElhenry (1961-62)	53	474	8.9	3
Onterio Smith (2003-04)	51	523	10.3	2
Adrian Cooper (1994-95)	50	570	11.4	0
Matt Asiata (2012-14)	50	327	6.5	1
Bob Bruer (1980-84)	46	455	9.8	7
Matthew Hatchette (1997-00)	43	640	14.9	4
Sam McCullum (1974-75, *82-83)	42	608	14.4	5
Mike Mularkey (1983-88)	42	464	11.0	5
Roger Craig (1992-93)	41	333	8.1	1
John Carlson (2012-13)	40	387	9.7	1
Jim Gustafson (1985-90)	38	491	12.9	5
Devin Aromashodu (2011-12)	37	650	17.6	1
Robert Ferguson (2007-08)	35	416	11.9	1
Chase Ford (2013-14)	34	391	11.5	1
Naufahu Tahi (2006-10)	33	150	4.6	2
D.J. Dozier (1987-91)	32	298	9.3	2

Clinton Jones (1967-72)	31	306	9.9	2
Rhett Elton (2012-14)	31	334	10.8	2
Charles Johnson (2014)	31	475	15.3	2
Dave Middleton (1961)	30	444	14.8	2
Greg DeLong (1995-98)	30	205	6.8	0
Greg Camarillo (2010-11)	29	361	12.4	1
Preston Carpenter (1966)	27	487	17.3	4
Jeff Dugan (2004-10)	27	191	7.1	3
Jerick McKinnin (2014)	27	135	5.0	0
Hal Bedsole (1964-66)	26	148	16.1	8
Greg Lewis (2009-10)	25	293	11.7	1
Tony Richardson (2006-07)	24	200	8.3	0
Billy McMullen (2006)	23	307	13.3	2
Johnny McWilliams (2000)	22	180	8.2	3
Koren Robinson (2005)	22	347	15.8	1
Joe Johnson (1992)	21	211	10.0	1
Hunter Goodwin (1996-98, *02-03)	19	147	7.7	1
Scottie Graham (1993-96)	19	125	6.6	0
James Brinn (1987)	19	282	15.7	2
Steve Craig (1974-78)	18	172	9.6	1
Aundrea Wilerson (2007-08)	18	231	12.8	0
John Davis (2000)	17	202	11.9	1
Bob Reed (1962-63)	17	174	10.2	1
Doug Chapman (2000-03)	17	143	8.4	1
Derek Tennell (1992-93)	17	134	7.9	0
Oscar Donahue (1962)	16	285	17.8	1
Richard Owens (2004-06)	16	132	8.3	1
Raymond Hayes (1961)	16	121	7.6	0
Ray Poage (1963)	15	354	23.6	2
Charley Ferguson (1962)	14	364	26.0	6
Carroll Dale (1973)	14	192	13.7	0
Marlin McKeever (1967)	14	184	13.1	0
Harold Morrow (1996-02)	14	144	10.3	0
Derrick Alexander (2002)	14	134	9.6	1
Mike Tice (1992-93, *95)	14	126	9.0	2
Phil King (1965-66)	14	120	8.6	2
Brent Novoselsky (1989-94)	14	108	7.7	2
A.D. Williams (1961)	13	174	13.4	1
Dave Casper (1983-84)	13	172	13.2	0
Doug Mayberry (1961-62)	13	118	9.1	1
Lorenzo Booker (2010-11)	13	114	8.8	0
Steve Stonebreaker (1962-63)	12	227	18.9	1
Mel Triplett (1961-62)	12	71	5.9	1
Dwight Collins (1984)	11	143	13.0	1
Al Denison (1971)	10	125	12.5	0
Billy Martin (1968)	10	101	10.1	1
Joe Banyard (2013-14)	10	73	7.3	0
Bethel Johnson (2006)	9	156	17.3	0
Barny Word (1993)	9	105	11.7	0
Sean Bertou (2003-04)	9	78	8.7	0
Jerome Felton (2012-14)	9	72	8.0	0
Buster Rhymes (1985-87)	8	149	18.6	0
Adam Thielen (2014)	8	137	17.1	1
Doug Kirsriter (1973-75)	7	116	16.6	0
Tom Wilson (1963)	7	48	6.9	0
Garrett Mills (2007-09)	7	91	13.0	0
Stephen Burton (2011-12)	7	73	10.4	1
Bob Brown (1971)	6	141	20.8	0
Jim Boylan (1963-64)	6	78	13.0	1
Bob Schnelker (1961)	6	70	11.7	1
Sam Harrell (1980-82, *87)	6	43	7.2	0
Sammy Johnson (1976-78)	6	43	7.2	0
Darryl Harris (1988)	6	30	5.0	0
Charles Stackhouse (2003)	6	30	5.0	0
Joe Webb (2010-13)	6	42	7.0	0
Billy Butler (1962-64)	5	97	19.4	0
John Holland (1974)	5	84	16.8	0
Doug Cunningham (1979)	5	50	10.0	0
Darryl Ingram (1989)	5	47	9.4	1
Jeff Wornack (1987)	5	46	8.1	1
Mark Kellar (1976-78)	5	17	3.4	0
Keith Henderson (1992)	4	60	15.0	0
Olanda Pruitt (1993)	4	40	10.0	0
Bill Barnes (1965-66)	4	35	8.8	0
Martin Bianco (2006)	4	83	20.8	0
Steve Finch (1987)	3	54	18.0	0
Tom Adams (1962)	3	51	17.0	0
Kent Kramer (1969-70)	3	47	15.7	1
Ricky Parks (1987)	3	46	15.3	0
Dick Haley (1961)	3	43	14.3	0
Leon Clark (1963)	3	34	11.3	0
John Henry Mills (1999)	3	30	10.0	0
Mardy McDole (1981-83)	3	29	9.7	0
David Frisch (1996)	3	27	9.0	1
Phil Frye (1987)	3	25	7.2	0
Ciatrick Fason (2005-06)	3	19	6.3	0
Jesse Clarke (1989-90)	3	18	6.0	0
Carl Hilton (1986-89)	3	17	5.6	3
Keenan Howry (2003-05)	3	18	6.0	0
Will Sherman (1961)	2	40	20.0	0
Carlester Cramer (1999)	2	35	17.5	1
Willie Gillespie (1987)	2	28	14.0	0
Clint Haslerig (1975)	2	28	14.0	0
Rhett Dawson (1973)	2	24	12.0	0
Gary Ballman (1970)	2	22	11.0	0

Ron Daugherty (1987).....	2	21	10.5	0
Robert Tate (1997-01).....	2	20	10.0	0
Doug Paschel (1980-81).....	2	18	9.0	0
Steve Harris (1987).....	2	17	8.5	0
Artose Pinner (2006).....	2	15	7.5	0
Brett Wilson (1987).....	2	14	7.0	0
Andre Thomas (1987).....	2	13	6.5	0
Lance Rentzel (1965-66).....	2	10	5.0	0
Mike L. Jones (1990-91).....	2	8	4.0	2
Adam Walker (1987).....	2	3	1.5	0
Bill McWatters (1964).....	2	-1	-0.5	0
Jamie Caleb (1961).....	2	-8	-4.0	0
John Avery (2003).....	2	24	12.0	1
Albert Young (2009-10).....	2	11	5.5	0
Ryan D'Imperio (2011).....	2	7	3.5	0
Allen Reisner (2011-12).....	2	18	9.0	0
Eric Guilford (1993-94).....	1	45	22.5	1
Kevin Miller (1978-80).....	1	35	17.5	0
Art Powell (2002).....	1	31	15.5	0
Cedric James (2002).....	1	29	14.5	0
Harry Washington (1978).....	1	24	12.0	0
Ted Dean (1964).....	1	23	11.5	0
Tommy Kramer (1977-89).....	1	23	11.5	0
Marc May (1987).....	1	22	11.0	0
Hank Baskett (2010).....	1	18	9.0	0
MarQueis Gray (2014).....	1	16	8.0	0
Tom Michel (1964).....	1	14	7.0	0
Larry Vargo (1964-65).....	1	13	6.5	0
Bill Harris (1969-70).....	1	12	6.0	0
Richard Angulo (2005).....	1	11	5.5	0
Don Hasselbeck (1984).....	1	10	5.0	0
Travis Prentice (2001).....	1	10	5.0	0
Ed Shenk (1987).....	1	10	5.0	0
Robert Steele (1979).....	1	10	5.0	0
Emmanuel Arceneaux (2011).....	1	10	5.0	0
Larry Ned (2003-04).....	1	9	4.5	0
Jaymar Johnson (2009-10).....	1	9	4.5	0
Jay Carroll (1985).....	1	8	4.0	0
Leonard Moore (1987).....	1	8	4.0	0
Zach Line (2013-14).....	1	8	4.0	0
Thomas Tapeh (2008).....	1	7	3.5	0
Nate Wright (1971-80).....	1	6	3.0	0
Bob Goodridge (1968).....	1	5	2.5	0
Robert Green (1997).....	1	5	2.5	0
Troy Walters (2000-01).....	1	5	2.5	0
Ron Yary (1968-81).....	1	5	2.5	0
Janis Redwine (1981-83).....	1	4	2.0	0
Danta Whitaker (1992).....	1	4	2.0	0
John Cerak (1993-96).....	1	3	1.5	0
Brad Johnson (1992-98).....	1	3	1.5	0
James Stewart (1995).....	1	3	1.5	0
Jimmy Edwards (1979).....	1	2	1.0	0
John Ward (1970-74).....	1	1	0.5	0
Daunte Culpepper (1999-05).....	1	0	0.0	0
Rich Gannon (1987-92).....	1	0	0.0	0
Korey Stringer (1995-00).....	1	-1	-0.5	0
Brett Favre (2009-10).....	1	-2	-1.0	0
Randal Cunningham (1997-99).....	1	-3	-1.5	0
Christian Ponder (2011-14).....	1	-15	-7.5	0
Ed White (1969-77).....	0	3	1.5	0
Fran Tarkenton (1961-66, '72-78).....	0	-12	-6.0	0

VIKINGS ALL-TIME RUSHING

PLAYER	ATT.	YARDS	AVG.	TD
Adrian Peterson (2007-14).....	2,054	10,190	5.0	86
Robert Smith (1993-00).....	1,411	6,818	4.8	32
Chuck Foreman (1973-79).....	1,529	5,879	3.8	52
Bill Brown (1962-74).....	1,627	5,757	3.5	52
Ted Brown (1979-86).....	1,117	4,546	4.1	40
Dave Osborn (1965-75).....	1,172	4,320	3.7	29
Darrin Nelson (1982-89, '91-92).....	981	4,231	4.3	18
Tommy Mason (1961-66).....	761	3,252	4.3	28
Michael Bennett (2001-05).....	713	3,174	4.5	12
Chester Taylor (2006-09).....	655	2,797	4.3	18
Terry Allen (1990-94).....	641	2,795	4.4	23
Fran Tarkenton (1961-66, '72-78).....	464	2,548	5.5	22
Daunte Culpepper (1999-05).....	454	2,476	5.5	29
Alfred Anderson (1984-91).....	626	2,374	3.8	22
Herschel Walker (1987-91).....	551	2,268	4.1	20
Clinton Jones (1987-72).....	546	2,054	3.7	19
Oscar Reed (1963-74).....	490	1,968	4.0	8
Rickey Young (1978-83).....	554	1,744	2.9	10
Hoey Hoard (1996-99).....	438	1,689	3.9	26
Moe Williams (1996-00, '02-05).....	370	1,535	4.1	21
Rick Fenney (1987-91).....	358	1,508	4.2	11
Toby Gerhart (2010-13).....	276	1,305	4.7	5
Mewelde Moore (2004-07).....	264	1,285	4.9	1
Scottie Graham (1993-96).....	349	1,239	3.6	7
Brent McClanahan (1973-80).....	367	1,207	3.3	6
Enterio Smith (2003-04).....	231	1,123	4.9	7
Ed Marinaro (1972-75).....	306	1,007	3.3	4
Robert Miller (1975-80).....	275	951	3.5	7
Allen Rice (1984-90).....	307	934	3.0	13
Tom Galbreath (1981-83).....	194	788	4.1	7
Hugh McElhenny (1961-62).....	170	770	4.5	3

Rich Gannon (1987-92).....	144	720	5.0	3
Matt Asiata (2012-14).....	211	745	3.5	12
Percy Harvin (2009-12).....	107	683	6.4	4
Wade Wilson (1981-91).....	159	679	4.3	9
D.J. Dozier (1987-91).....	163	643	3.9	7
Christian Ponder (2011-14).....	126	639	5.1	7
Amp Lee (1994-96).....	149	636	4.3	2
Mel Triplett (1961-62).....	132	567	4.3	3
Jim Lindsey (1966-72).....	177	558	3.2	6
Joe Kapp (1967-69).....	199	540	2.7	5
Jerick McKinnon (2014).....	113	538	4.8	0
Tavaris Jackson (2006-10).....	119	535	4.5	4
Roger Craig (1992-93).....	143	535	3.7	5
Tommy Kramer (1977-89).....	213	524	2.5	8
Barry Word (1993).....	142	458	3.2	2
Phil King (1965-66).....	89	405	4.6	0
Charles Evans (1993-98).....	118	364	3.1	4
Sammy Johnson (1976-78).....	83	356	4.3	2
Raymond Hayes (1961).....	73	319	4.4	2
Randal Cunningham (1997-99).....	61	317	5.2	1
Doug Chapman (2000-03).....	90	317	3.5	0
Brad Johnson (1992-98, 2005-06).....	121	315	2.6	2
Doug Moyer (1961-62).....	87	314	3.6	1
Anthony Carter (1985-93).....	47	290	6.2	2
Tom Wilson (1963).....	73	282	3.8	4
Cordarrelle Patterson (2013-14).....	22	175	12.5	4
Joe Webb (2010-13).....	41	273	6.7	4
Teddy Bridgewater (2014).....	47	209	4.4	1
Artose Pinner (2006).....	43	190	4.4	3
Bill Barnes (1965-66).....	53	164	3.1	1
Clatrick Fason (2005-06).....	50	161	3.2	5
Roger Moss (1998-04).....	23	159	6.9	0
Darryl Harris (1988).....	34	151	4.4	1
Bob Grim (1967-71, '76-77).....	7	147	21.0	0
Jim Kleinsasser (1999-11).....	43	147	3.4	1
James Stewart (1995).....	31	144	4.6	0
Warren Moon (1994-96).....	69	143	2.1	0
John Gilliam (1972-75).....	18	136	7.6	1
Tom Michel (1964).....	39	129	3.3	0
David Palmer (1994-00).....	35	123	3.5	1
Ron VanderKelen (1963-67).....	26	116	4.5	1
Keith Henderson (1992).....	34	113	3.3	1
Bob Reed (1962-63).....	27	110	4.1	0
Jesse Clark (1989-90).....	26	106	4.1	0
Bobby Walden (1964-67).....	9	100	11.1	0
Sammy White (1976-86).....	18	97	5.3	0
Jim McMahon (1993).....	33	96	2.9	0
Terry LeCount (1979-83, '87).....	6	90	15.0	0
Joe Banyard (2013-14).....	21	88	4.2	0
Kelly Campbell (2002-04).....	14	86	6.1	0
Gary Cuzzo (1968-71).....	36	86	2.4	0
Greg Coleman (1978-87).....	10	85	8.5	0
Albert Young (2009-10).....	75	82	3.3	0
Jarius Wright (2012-14).....	7	82	11.7	0
Harold Morrow (1995-02).....	17	75	4.4	0
Matt Cassel (2013-14).....	25	75	2.7	1
Mark Kellar (1976-78).....	27	74	3.0	0
Steve Dils (1979-84).....	24	73	3.0	0
Todd Bouman (1997-02).....	10	70	7.0	0
Janis Redwine (1981-83).....	17	70	4.1	0
Spergon Wynn (2001).....	8	61	7.6	0
Mike Anthony Jones (1983-85).....	7	60	8.6	0
Bill McWatters (1964).....	14	60	4.3	1
Billy Butler (1962-64).....	22	59	2.7	0
Donovan McNabb (2011).....	14	59	4.2	1
Troy Williamson (2005-07).....	5	57	11.4	0
Doug Paschel (1980-81).....	15	53	3.5	1
Hassan Jones (1986-92).....	13	52	10.4	0
Lorenzo Booker (2010-11).....	5	52	4.0	0
Andrew Sendej (2011-14).....	1	48	48.0	0
Nate Burleson (2003-05).....	8	43	5.4	0
Archie Manning (1983-84).....	11	42	3.8	0
Jeff George (1999).....	16	41	2.6	0
George Shaw (1961).....	10	39	3.9	0
Ben Tate (2014).....	13	38	2.9	0
Bob Lee (1969-72, '75-78).....	39	37	0.9	2
James Brim (1987).....	2	36	18.0	1
Tommy Adams (1987).....	11	31	2.8	0
Ted Dean (1964).....	5	30	6.0	0
Koren Robinson (2005).....	4	27	6.8	1
Jerome Felton (2012-14).....	4	27	6.8	0
Joe Johnson (1992).....	4	26	6.5	0
Bobby Phillips (1995).....	14	26	1.9	0
Tony Richardson (2006-07).....	12	25	2.1	0
Billy Waddy (1984).....	3	24	8.0	0
Adam Walker (1987).....	5	24	4.8	0
Cris Carter (1990-01).....	10	24	2.4	0
Jeff Dugan (2004-10).....	11	23	2.1	0
Grady Alderman (1961-74).....	0	22	22.0	0
Robert Green (1997).....	6	22	3.7	0
Qadry Ismail (1993-96).....	4	21	5.3	0
Naufahu Tahi (2006-10).....	10	21	2.1	0
Bobby Brister (2000).....	5	20	4.0	0
Jeff Womack (1987).....	9	20	2.2	0
Cedric Smith (1990).....	9	19	2.1	0
Leo Lewis (1981-91).....	16	19	1.2	0
Bernard Berrian (2008-11).....	5	18	3.6	0

Ron Groce (1976).....	3	18	6.0	0	Stu Voigt (1970-80).....	2	3	1.5	1
Darrell Lester (1964).....	4	18	4.5	0	Steve Harris (1987).....	4	3	0.8	0
Brooks Bollinger (2006-07).....	5	18	3.6	0	Gordon Smith (1961-65).....	1	2	2.0	0
Brett Wilson (1987).....	5	16	3.2	0	Jeff Williams (1966).....	1	2	2.0	0
Eddie Payton (1980-82).....	2	15	7.5	0	Willie Spencer (1976).....	4	2	0.5	0
Eddie Johnson (2003).....	2	15	7.5	0	Larry Miller (1987).....	1	1	1.0	0
Sam Harrell (1980-82, '87).....	6	15	2.5	0	Joe Senser (1979-84).....	2	1	0.5	0
Brett Favre (2005-10).....	26	15	0.6	0	Randall McDaniel (1988-99).....	2	1	0.5	0
Wayne Wilson (1986).....	8	14	1.8	0	Bob Ferguson (1963).....	3	1	0.3	0
Bob Berry (1965-67, '73-76).....	5	13	2.6	0	Sean Salisbury (1990-94).....	15	1	0.1	0
Bill Harris (1963-70).....	6	13	2.2	0	Paul Krause (1968-79).....	1	0	0.0	0
Jimmy Smith (1967).....	7	13	1.9	0	Al Denson (1971).....	1	0	0.0	0
Travis Prentice (2001).....	14	13	0.9	0	Jeff Siemon (1972-82).....	1	0	0.0	0
Nick Davis (2002-03).....	1	11	11.0	0	Mike Saxon (1994-95).....	1	0	0.0	0
Jamie Caleb (1961).....	3	11	3.7	0	Mitch Berger (1996-01).....	1	0	0.0	0
Leonard Moore (1987).....	4	11	2.8	0	Kyle Richardson (2002).....	1	0	0.0	0
Charles Johnson (2014).....	1	11	11.0	0	John Avery (2003).....	1	0	0.0	0
Earl Denny (1967-68).....	2	9	4.5	0	Charles Stackhouse (2003).....	1	0	0.0	0
Ahmad Rashad (1976-81).....	7	8	8.0	0	Lance Rentzel (1965-66).....	1	-1	-1.0	0
Travis Taylor (2005-06).....	3	8	2.7	0	Jim Gustafson (1985-89).....	1	-2	-2.0	0
Bethel Johnson (2006).....	4	8	2.0	0	Harry Newsome (1990-93).....	2	-2	-1.0	0
Norm Snead (1971).....	6	6	1.0	1	Shaun Hill (2005).....	2	-2	-1.0	0
Gus Fretotte (2003-04, 08).....	31	5	0.2	1	Tom Hall (1964-66, '68-69).....	4	-4	-1.0	0
Steve Jordan (1982-94).....	1	4	4.0	1	Jay Fiedler (1998).....	4	-6	-1.5	0
Robert Tate (1997-01).....	1	4	4.0	0	Mike Mularkey (1983-88).....	1	-6	-6.0	0
Brian Russell (2002-04).....	1	4	4.0	0	Bucky Scribner (1987-89).....	2	-7	-3.5	0
John McCormick (1962).....	2	4	2.0	0	Bobby Wade (2007-08).....	1	-9	-9.0	0
Jim Young (1965-66).....	3	4	1.3	0	Preston Carpenter (1966).....	1	-10	-10.0	0
Phil Frye (1987).....	4	4	1.0	0	Jerry Reichow (1961-64).....	1	-12	-12.0	0
Andre Thomas (1987).....	6	4	0.7	0	Mike Eischeid (1972-74).....	1	-13	-13.0	0
Aundrea Allison (2007-08).....	3	4	1.3	0	Dwight Collins (1984).....	3	-14	-4.7	0
Dave Nelson (1984).....	1	3	3.0	0	Chris Kluge (2005-12).....	3	-19	-6.3	0
Troy Walters (2000-01).....	1	3	3.0	0	Mike Mercer (1961).....	1	-32	-32.0	0

VIKINGS TOUCHDOWNS BY SEASON

Year	Offensive				Defensive			Special Teams				
	Rush	Pass	Fumble	Total	Int	Fumble	Total	Punt	Kick	Blk Punt	Blk FG	Total
1961	14	22	0	36	0	0	0	1	0	0	0	1
1962	7	22	0	29	1	1	2	0	0	0	0	0
1963	17	16	0	33	2	2	4	1	1	0	0	2
1964	14	23	0	37	4	1	5	0	0	0	0	0
1965	19	21	0	40	2	0	2	0	1	1	0	2
1966	15	18	0	33	1	0	1	0	0	0	0	0
1967	10	11	0	21	2	1	3	0	1	0	0	1
1968	19	11	0	30	1	0	1	1	0	0	0	1
1969	15	24	1	40	2	0	2	0	0	1	0	1
1970	16	12	0	28	2	3	5	0	0	2	0	2
1971	14	9	0	23	1	1	2	0	0	0	0	0
1972	11	19	0	30	2	2	4	0	0	0	0	0
1973	14	16	0	30	2	0	2	0	0	1	0	1
1974	17	22	0	39	0	1	1	0	0	0	0	0
1975	18	27	1	46	0	2	2	0	0	0	0	0
1976	18	17	0	35	0	0	0	0	0	1	0	1
1977	9	19	0	28	0	1	1	0	0	1	0	1
1978	10	25	0	35	0	1	1	0	0	1	0	1
1979	9	23	0	32	0	0	0	0	0	0	0	0
1980	14	22	0	36	2	0	2	0	1	0	0	1
1981	8	27	0	35	0	1	1	0	1	0	0	1
1982	6	15	0	21	1	1	2	0	0	0	0	0
1983	17	15	0	32	0	1	1	0	0	1	0	1
1984	10	18	0	28	1	2	3	0	0	0	0	0
1985	19	22	0	41	1	1	2	0	0	0	0	0
1986	14	31	0	45	2	0	2	0	0	1	0	1
1987	20	21	0	41	0	0	0	1	0	0	0	1
1988	22	20	0	42	5	2	7	0	0	0	0	0
1989	12	17	0	29	2	4	6	0	1	0	0	1
1990	10	25	0	35	2	2	4	0	0	0	0	0
1991	18	16	0	34	2	0	2	0	0	0	0	0
1992	19	18	0	37	6	2	8	0	0	0	0	0
1993	8	18	0	26	2	0	2	0	0	0	0	0
1994	11	18	0	29	4	3	7	0	0	0	0	0
1995	10	33	0	43	2	2	4	1	0	0	0	1
1996	7	24	0	31	1	0	1	1	0	0	0	1
1997	14	26	0	40	0	2	2	0	0	0	0	0
1998	17	41	0	58	3	2	5	0	1	0	0	1
1999	13	32	0	45	1	0	1	1	2	0	0	3
2000	14	33	0	47	0	0	0	0	0	0	0	0
2001	10	23	0	33	1	1	2	0	0	0	0	0
2002	26	19	0	45	1	0	1	0	0	0	0	0
2003	15	32	0	47	4	0	4	0	0	0	0	0
2004	8	39	0	47	1	1	2	1	0	0	0	1
2005	10	18	0	28	3	0	3	1	1	0	0	2
2006	12	13	1	26	3	2	5	1	0	0	0	1
2007	22	12	0	34	6	2	8	0	1	0	0	1
2008	15	22	0	37	0	2	2	1	0	0	1	2
2009	19	34	0	53	0	1	1	0	2	0	0	2
2010	16	14	0	30	1	1	2	0	1	0	0	1
2011	18	20	0	38	0	0	0	0	1	0	0	1
2012	16	18	0	34	3	0	3	1	1	0	0	2
2013	23	18	0	41	0	1	1	1	2	0	0	3
2014	12	17	1	30	2	1	3	0	0	2	0	2

VIKINGS TEAM RECORDS

1961-77 - 14 games; 1978-2014 - 16 games * = 16-game record where applicable 6 = 9 games # = 15 games
 Note: The 1982 regular season was reduced to 9 games and the 1987 season to 15 games due to players' strike

GAMES WON

Most Consecutive Games Won (Including Postseason)

12 1969
 10 1975
 9 1973
 9 1998
 9 2002-03

Most Consecutive Games Won (Regular Season)

12 1969
 10 1975
 10 1999-00
 9 1973
 9 1998-99
 9 2002-03

Most Games Won, Season (Including Postseason)

16 1998
 14 1969, 1973
 13 1976, 2009

Most Games Won, Season (Regular Season)

15 1998
 12 1969, 1970, 1973, 1975, 2009
 11 1976, 1992, 2000

Most Consecutive Games Won, Start of Season

10 1975
 9 1973
 7 1998, 2000

Most Consecutive Games Won, End of Season

8 1998
 4 2012
 3 1964, 1970, 1974, 1993, 1999, 2002

Most Consecutive Home Games Won

15 1974-76
 14 1969-70
 13 1988-90
 13 1999-00

Most Consecutive Road Games Won

7 1970-71
 7 1973-74

GAMES LOST

Most Consecutive Games Lost

8 2001-02
 7 1961
 7 1961-62

Most Consecutive Games Without Victory

8 2001-02
 7 1961
 7 1961-62
 7 1962

Most Games Lost, Season

13 1984
 13 2011
 11 1961
 11 1962
 11 2001

Most Consecutive Home Games Lost

5 1966-67
 5 2011

Most Consecutive Home Games Without Victory

7 1966-67

Most Consecutive Away Games Lost

16 2000-02

Most Consecutive Away Games Without Victory

16 2000-02

SCORING

Most Points, Season

556 1998
 470 2009
 416 2003

Most Points, Opponent, Season

484 1984

Fewest Points, Season

187 1982
 259 1979*

Fewest Points, Opponent, Season

133 1969
 139 1979*

Most Points, Game

54 vs. Dal., 10/18/70
 52 vs. Pit., 11/23/69
 52 vs. Bal., 9/28/69

Most Points, Opponent, Game

56 vs. Stl., 10/6/63

Most Points, Both Teams, Game

89 @ Chi., 10/19/08 (Minn. 41, Chi. 48)
 87 @ Chi., 12/17/61 (Minn. 35, Chi. 52)
 86 @ LA Rams, 11/19/72 (Minn. 45, LA 41)

Fewest Points, Both Teams, Game

3 vs. G.B., 11/14/71 (Minn. 3, G.B. 0)

Most Points Overcome To Win Game

24 vs. S.F., 12/4/77
 23 @ Phi., 12/1/85
 21 @ S.F., 10/24/65
 20 vs. Chi., 10/4/92

Most Points, Opponent, Overcome To Win Game

21 @ Cin., 12/24/95
 20 @ N.E., 11/13/94
 20 vs. Det., 9/25/11

Most Points, First Half

35 vs. G.B., 9/28/86
 35 vs. Det., 12/2/07
 34 vs. Dal., 10/18/70
 34 vs. Chi., 11/25/90

Most Points, Opponent, First Half

45 @ Sea., 9/29/02

Most Points, Both Teams, First Half

55 @ Sea., 9/29/02

Most Points, Second Half

38 vs. Jax., 12/20/98
 35 @ LA Rams, 11/19/72
 35 vs. Pit., 11/23/69

Most Points, Opponent, Second Half

35 vs. St.L., 10/6/63

Most Points, Both Teams, Second Half

58 vs. Buf., 9/15/02

Most Points, First Quarter

28 vs. G.B., 9/28/86
 28 vs. Ari., 10/9/11
 21 vs. Det., 11/15/92
 21 @ Dal., 11/26/98
 21 vs. T.B., 10/3/99
 21 @ Ari., 12/14/08

Most Points, Opponent, First Quarter

21 @ Oak., 12/11/77
 21 @ Oak., 12/17/78
 21 @ Den., 11/18/84
 21 @ Cin., 11/23/86
 21 @ S. F., 12/18/95
 21 @ Det., 12/11/11

Most Points, Both Teams, First Quarter

31 @ Cin., 11/23/86

Most Points, Second Quarter

28 vs. S.F., 9/29/63
 28 vs. Atl., 9/14/68
 28 vs. S.D., 11/28/99
 28 vs. Det., 12/2/07
 24 vs. Det., 10/8/89
 24 vs. Chi., 11/29/08
 24 vs. NYG., 1/3/10
 24 vs. Buf., 12/5/10

Most Points, Opponent, Second Quarter

31 @ Sea., 9/29/02

Most Points, Both Teams, Second Quarter

35 vs. S.F., 9/29/63
 35 @ S.F., 10/24/65
 35 vs. Det., 12/2/07

Most Points, Third Quarter

24 @ Pit., 9/24/95
 21 @ S.F., 10/24/65
 21 vs. Phi., 12/22/85
 21 vs. Det., 9/13/87

Most Points, Opponent, Third Quarter

24 @ Chi., 9/19/85

Most Points, Both Teams, Third Quarter

31 @ Chi., 12/17/61

Most Points, Fourth Quarter

28 @ Phi., 12/1/85
 24 @ Pit., 11/26/67
 24 vs. T.B., 11/30/86
 24 vs. Jax., 12/20/98

Most Points, Opponent, Fourth Quarter

28 @ Bal., 12/16/62
 28 vs. St.L., 10/6/63
 28 vs. G.B., 11/21/65
 28 @ Chi., 9/17/89

Most Points, Both Teams, Fourth Quarter

42 @ Bal., 12/8/13
 41 @ Mia., 12/21/14
 35 @ Bal., 12/16/62
 35 @ Chi., 12/19/65
 35 @ LA Rams, 11/19/72

Most Consecutive Games Scoring

260 1991-2007
 161 1962-73

Largest Margin of Victory

48 vs. Cle., 11/9/63 (51-3)
 42 vs. N.O., 12/4/88 (45-3)
 41 vs. Dal., 10/18/70 (54-13)
 41 vs. Hou., 10/13/74 (51-10)
 40 vs. Atl., 9/14/68 (47-7)
 40 @ Dal., 11/13/88 (43-3)
 40 vs. Jax., 12/20/98 (50-10)
 38 vs. Bal., 9/28/69 (52-14)
 38 vs. Pit., 11/23/69 (52-14)
 38 vs. Atl., 11/9/75 (38-0)

Largest Margin of Defeat

44 @ S.F., 12/8/84 (7-51)
 38 @ Det., 12/12/81 (7-45)
 38 @ G.B., 11/14/11 (7-45)
 36 @ LA Rams, 9/22/67 (3-39)
 35 vs. Phi., 9/14/80 (7-42)
 34 @ G.B., 11/11/07 (0-34)
 32 @ L.A. Rams, 10/24/77 (3-35)
 32 @ G.B., 10/2/14 (10-42)
 31 @ Bal., 12/8/63 (10-41)
 31 @ Det., 12/9/78 (14-45)
 31 vs. SF., 9/8/83 (17-48)
 31 vs. Pit., 11/25/84 (3-34)
 31 @ Stl., 11/30/03 (17-48)

TOUCHDOWNS

Most Touchdowns, Season

64 1998
 56 2009
 51 2003
 50 2004

Most Touchdowns, Opponent, Season

59 1984

Fewest Touchdowns, Season

23 1982
 25 1967, 1971
 28 1993*

Fewest Touchdowns, Opponent, Season

14 1970
 14 1971
 24 1988

Most Touchdowns, Game

7 vs. Bal., 9/28/69
 7 vs. Pit., 11/23/69
 7 @ T.B., 10/23/88

Most Touchdowns, Opponent, Game

8 vs. St.L., 10/6/63
 7 @ Chi., 12/17/61

Most Touchdowns, Both Teams, Game

12 @ Chi., 12/17/61

Most Consecutive Games Scoring Touchdown

97 1995-2001
 55 1962-66
 53 2010-14

POINT AFTER TOUCHDOWNS

Most Point After Touchdowns, Season

59 1998
 54 2009
 48 1988
 48 2003

Most Point After Touchdowns, Opponent, Season

58 1984
 7 vs. Bal., 9/28/69
 7 vs. Pit., 11/23/69
 7 @ T.B., 10/23/88

Most Point After Touchdowns, Opponent, Game

8 @ Stl., 10/6/63
 7 @ Chi., 12/17/61

Most Consecutive Point After Touchdowns

199 1968-74

FIELD GOALS

Most Field Goals Attempted, Season

45 1970
 44 1989
 39 1994

KICKOFF
 EXECUTIVES
 COACHES
 STAFF
 PLAYERS
 ROOKIES
 2014 SEASON
 RECORDS
 PLAYOFF RECORDS
 HISTORY
 EXTRA POINTS

Most Field Goals Attempted, Opponent, Season

42 1999

Fewest Field Goals Attempted, Season14 1982G
18 2001*, 2010***Most Field Goals Attempted, Game**7 vs. LA Rams, 11/5/89
6 vs. N.O., 9/27/70
6 @ Chi., 9/23/73
6 vs. Cle., 11/4/73
6 vs. Cin., 12/25/89
6 vs. G.B., 9/26/93
6 @ Bal., 12/13/98
6 vs. Ind., 9/14/08**Most Field Goals Attempted, Opponent, Game**

8 vs. Det., 11/13/66

Most Field Goals Attempted, Both Teams, Game

10 @ Chi., 9/23/73

Most Field Goals, Season35 1998, 2012
34 1994
32 1989**Most Field Goals, Opponent, Season**

34 2006

Fewest Field Goals, Season8 1977, 1982G
12 1978**Most Field Goals, Game**7 vs. LA Rams, 11/5/89
6 @ Bal., 12/13/98**Most Field Goals, Opponent, Game**6 vs. Det., 11/13/66
6 @ Det., 10/17/99**Most Field Goals, Both Teams, Game**7 vs. Det., 11/13/66
7 @ Chi., 9/23/73
7 vs. NYG, 11/16/86
7 vs. LA Rams, 11/5/89
7 vs. G.B., 9/26/93
7 vs. Det., 9/20/98
7 @ Det., 10/17/99
7 vs. Chi., 9/24/06
7 vs. Oak., 11/18/07
7 vs. Det., 9/25/11
7 vs. Jax., 9/9/12**Most Consecutive Games Scoring Field Goal**

31 1968-70

SAFETIES**Most Safeties, Season**

3 1965, 1981, 2008

Most Safeties, Opponent, Season

2 1988, 1995, 1996, 2007, 2014

Most Safeties, Game2 @ Atl., 10/5/03
2 vs. G.B., 11/9/08**FIRST DOWNS****Most First Downs, Season**351 2004
350 2002**Most First Downs, Opponent, Season**

368 2013

Most First Downs, Both Teams, Season

701 2004

Fewest First Downs, Season167 1982G
272 2006***Fewest First Downs, Opponent, Season**158 1969
243 1988**Most First Downs, Game**34 vs. Bal., 9/28/69
33 vs. Det., 11/6/88
32 @ G.B., 11/17/91
32 vs. N.O., 11/19/95**Most First Downs, Opponent, Game**36 vs. N.O., 12/18/11
36 @ Mia., 12/21/14**Most First Downs, Both Teams, Game**

58 @ G.B., 11/24/13

Fewest First Downs, Game

3 @ G.B., 12/21/06

Fewest First Downs, Opponent, Game

3 @ Det., 11/24/88

Fewest First Downs, Both Teams, Game

14 @ Atl., 12/21/69

Most First Downs, Rushing, Season

142 1975

Most First Downs, Rushing, Opponent, Season

148 1979

Fewest First Downs, Rushing, Season52 1982G
75 1996***Fewest First Downs, Rushing, Opponent, Season**53 1982G
53 2006***Most First Downs, Rushing, Game**

19 vs. Chi., 10/17/65

Most First Downs, Rushing, Opponent, Game

20 vs. S.F., 10/15/61

Fewest First Downs, Rushing, Game

0 vs. Chi., 10/28/96

Fewest First Downs, Rushing, Opponent, Game0 vs. S.F., 12/14/69
0 @ Det., 11/24/88
0 vs. Det., 1/2/00
0 @ Det., 12/10/06
0 vs. Chi., 11/29/09**Most First Downs Passing, Season**

225 2004

Most First Downs Passing, Opponent, Season

247 2013

Fewest First Downs Passing, Season85 1967
136 1987#
139 2007**Fewest First Downs Passing, Opponent, Season**

80 1977

Most First Downs, Passing, Game

24 vs. Bal., 9/28/69

Most First Downs, Passing, Opponent, Game23 vs. N.O., 12/28/11
23 @ Stl., 12/16/12
23 @ Mia., 12/21/14**Fewest First Downs, Passing, Game**

1 @ G.B., 12/21/06

Fewest First Downs, Passing, Opponent, Game1 vs. Chi., 10/1/67
1 @ S.F., 11/29/76
1 @ Chi., 11/20/77
1 @ Chi., 12/3/06**Most First Downs, Penalty, Season**

36 1999

Most First Downs, Penalty, Opponent, Season

36 2003

Fewest First Downs, Penalty, Season8 1982G
16 1992, 1993***Fewest First Downs, Penalty, Opponent, Season**8 1962
10 1974**Most First Downs, Penalty, Game**7 vs. Oak., 11/20/11
6 vs. Oak., 9/14/81
6 vs. S.F., 10/24/99**Most First Downs, Penalty, Opponent, Game**

7 @ Chi., 9/25/78

NET YARDS GAINED**Most Yards Gained, Season**6,339 2004
6,294 2003**Most Yards Gained, Opponent, Season**

6,362 2013

Fewest Yards Gained, Season2,879 1982G
4,316 2005***Fewest Yards Gained, Opponent, Season**2,720 1969
4,091 1988***Most Yards Gained, Game**622 vs. Bal., 9/28/69
605 @ N.O., 10/17/04
559 vs. S.F., 10/30/66
558 vs. Atl., 9/28/14**Most Yards Gained, Opponent, Game**

576 @ Bal., 12/16/62

Most Yards Gained, Both Teams, Game

1,013 @ Was., 11/2/86

Fewest Yards Gained, Game

87 vs. G.B., 11/14/71

Fewest Yards Gained, Opponent, Game60 vs. Atl., 11/9/75
60 @ N.O., 11/16/75
60 @ Det., 11/24/88**Fewest Yards Gained, Both Teams, Game**

272 vs. LA Rams, 10/26/70

Most Consecutive Games, 300+ Yards

36 2002-2004

Most Consecutive Games, 400+ Yards

5 2004

RUSHING**ATTEMPTS****Most Rushing Attempts, Season**556 1975
551 1966**Most Rushing Attempts, Opponent, Season**

583 1979

Fewest Rushing Attempts, Season245 1982G
376 2001***Fewest Rushing Attempts, Opponent, Season**260 1982G
338 1969
352 1995***Most Rushing Attempts, Game**

63 vs. Atl., 11/9/75

Most Rushing Attempts, Opponent, Game

65 vs. LA Rams, 9/19/76

Fewest Rushing Attempts, Game11 vs. G.B., 11/29/81
11 @ N.O., 10/7/01**Fewest Rushing Attempts, Opponent, Game**

6 vs. Ari., 11/26/06

YARDS**Most Yards Gained Rushing, Season**2,634 2007, 2012
2,507 2002
2,343 2003**Most Yards Gained Rushing, Opponent, Season**2,667 1961
912 1982G
1,467 2005***Fewest Yards Gained Rushing, Opponent, Season**985 2006*
1,020 1982G
1,089 1969**Most Yards Gained Rushing, Game**378 vs. S.D., 11/4/07
311 @ Chi., 10/14/07**Most Yards Gained Rushing, Opponent, Game**

343 vs. Chi., 11/20/70

Most Yards Gained Rushing, Both Teams, Game548 vs. LA Rams, 11/5/61
486 vs. Chi., 10/17/65**Fewest Yards Gained Rushing, Game**

11 vs. Chi., 10/28/96

Fewest Yards Gained Rushing, Opponent, Game-3 @ Det., 12/10/06
4 vs. Sea., 11/22/09
7 @ Mia., 11/19/06**AVERAGE GAIN****Highest Average Gain Rushing, Season**5.4 2012
5.3 2002, 2007
5.2 2011**Lowest Average Gain Rushing, Season**

3.2 1970

Highest Average Gain Game (Min. 10 att.)

9.0 @ Sea., 11/4/12

TOUCHDOWNS**Most Touchdowns, Rushing, Season**26 2002
23 2013

Most Touchdowns, Rushing, Opponent, Season
29 1961

Fewest Touchdowns, Rushing, Season
6 1982G
7 1996*

Fewest Touchdowns, Rushing, Opponent, Season
2 1971
5 2009*
7 2007

Most Touchdowns, Rushing, Game
4 Many Times, last time vs. Atl., 12/28/14

Most Touchdowns, Rushing, Opponent, Game
5 vs. S.F., 10/15/61
5 @ St.L., 12/10/00

Most Touchdowns, Rushing, Both Teams, Game
7 vs. S.F., 10/15/61
7 @ Sea., 9/29/02

PASSING

ATTEMPTS
Most Passes Attempted, Season
709 1981

Most Passes Attempted, Opponent, Season
648 2013

Fewest Passes Attempted, Season
282 1968
432 2007

Fewest Passes Attempted, Opponent, Season
292 1982G
312 1977
366 1979*

Most Passes Attempted, Game
63 @ T.B., 9/5/81
63 @ N.E., 10/20/91

Most Passes Attempted, Opponent, Game
70 @ N.E., 11/13/94

Most Passes Attempted, Both Teams, Game
112 @ N.E., 11/13/94

Fewest Passes Attempted, Game
8 @ G.B., 11/27/77

Fewest Passes Attempted, Opponent, Game
6 @ Chi., 10/23/72

Fewest Passes Attempted, Both Teams, Game
22 vs. G.B., 11/14/71

COMPLETIONS
Most Passes Completed, Season
409 1994

Most Passes Completed, Opponent, Season
419 2013

Fewest Passes Completed, Season
150 1967
232 1987#
249 2007*

Fewest Passes Completed, Opponent, Season
149 1967
149 1977
218 1990*

Most Passes Completed, Game
38 vs. Cle., 12/14/80
38 vs. G.B., 11/29/81
37 @ T.B., 9/5/81
37 @ Phi., 9/20/04

Most Passes Completed, Opponent, Game
45 @ N.E., 11/13/94

Most Pass Completions, Both Teams, Game
71 @ N.E., 11/13/94

Fewest Passes Completed, Game
2 @ G.B., 10/15/67

Fewest Passes Completed, Opponent, Game
2 vs. Chi., 12/3/72

Fewest Pass Completions, Both Teams, Game
11 vs. G.B., 11/14/71

YARDS
Most Yards Gained, Passing, Season
4,516 2004
4,333 1981
4,328 1988

Most Yards Gained, Passing, Opponent, Season
4,595 2013

Fewest Yards Gained, Passing, Season
1,655 1971
2,745 2007*
2,751 2012

Fewest Yards Gained, Passing, Opponent, Season
1,438 1970
2,489 1988*

Most Yards Gained, Passing, Game
530 vs. Bal., 9/28/69

Most Yards Gained, Passing, Opponent, Game
486 @ T.B., 12/7/80

Most Yards Gained, Passing, Both Teams, Game
918 @ S.D., 11/9/03

Fewest Yards Gained, Passing, Game
21 vs. G.B., 11/14/71
21 vs. Det., 12/11/71

Fewest Yards Gained, Passing, Opponent, Game
-7 @ N.O., 11/16/75

Fewest Yards Gained, Passing, Both Teams, Game
102 vs. Atl., 11/9/75

COMPLETION PERCENTAGE
Highest Completion Percentage, Season
68.8 2004 (380-552)

Highest Completion Percentage, Opponent, Season
68.2 2011 (367-538)

Lowest Completion Percentage, Season
44.6 1967 (150 of 336)

Lowest Completion Percentage, Opponent, Season
45.8 1988 (219 of 480)

Highest Completion Percentage, Game (10 att.)
87.5 vs. Cin., 11/13/77 (21 of 24)

Highest Completion Percentage, Opponent, Game (10 att.)
85.2 @ LA Raiders, 9/5/93 (23 of 27)
84.4 @ St.L., 12/10/13 (27 of 32)

Highest Completion Percentage, Both Teams, Game
77.6 @ Chi., 9/18/94 (52 of 67)

Lowest Completion Percentage, Game (10 att.)
18.2 @ G.B., 10/15/67 (2 of 11)

Lowest Completion Percentage, Opponent, Game
15.3 vs. Chi., 12/3/72 (2 of 13)

Lowest Completion Percentage, Both Teams, Game
29.8 @ Det., 12/17/67 (14 of 47)

TOUCHDOWNS
Most Touchdowns, Passing, Season
41 1998

Most Touchdowns, Passing, Opponent, Season
37 2013

Fewest Touchdowns, Passing, Season
9 1971
12 2007*

Fewest Touchdowns, Passing, Opponent, Season
6 1970
11 1993*

Most Touchdowns, Passing, Game
7 vs. Bal., 9/28/69
6 vs. G.B., 9/28/86

Most Touchdowns, Passing, Opponent, Game
5 8 times, last vs. N.O., 12/18/11

SACKS

TOTAL SACKS
Most Sacks, Season
71 1989
51 1992

Most Sacks, Opponent, Season
64 1984
61 1961

Fewest Sacks, Season
16 1961
25 2013*

Fewest Sacks, Opponent, Season
19 1974
25 1998*

Most Sacks, Game
9 vs. Det., 10/6/68
9 vs. Chi., 11/2/69
9 @ Atl., 12/20/70
9 @ Chi., 10/25/93

Most Sacks, Opponent, Game
11 @ Chi., 10/28/84
10 vs. Bal., 9/23/62

Most Sacks, Both Teams, Game
14 vs. Chi., 11/2/69

SACK YARDAGE
Most Sack Yardage, Season
502 1989

Most Sack Yardage, Opponent, Season
538 1961
465 1984*

Most Sack Yardage, Game
78 vs. Chi., 11/2/69
77 @ Atl., 12/20/70

Most Sack Yardage, Opponent, Game
104 @ Chi., 12/17/61

SACK RATIO
Highest Attempts/Sack Ratio, Season
24.4 1981 (709-29)
21.7 1994 (673-31)
21.1 1974 (400-19)

Highest Attempts/Sack Ratio, Opponent, Season
22.8 1961 (365-16)
20.1 2002 (542-27)
20.0 2006 (599-30)

Fewest Attempts/Sack Ratio, Season
6.2 1961 (377-61)
6.8 1964 (326-48)
7.1 1962 (348-49)

Fewest Attempts/Sack Ratio, Opponent, Season
6.9 1989 (488-71)
7.0 1963 (404-58)
7.2 1968 (323-45)

INTERCEPTIONS

TOTAL INTERCEPTIONS
Most Interceptions, Season
36 1988

Most Interceptions, Opponent, Season
34 1978

Fewest Interceptions, Season
8 2000, 2001, 2011

Fewest Interceptions, Opponent, Season
7 2009

Most Interceptions, Game
6 @ T.B., 10/23/88
6 @ Pit., 9/24/95

Most Interceptions, Opponent, Game
5 Many Times, last @ Cin., 9/18/05

YARDS
Most Yards, Season
693 2003
589 1988

Most Yards, Opponent, Season
445 1962
427 2010*

Fewest Yards, Season
43 2009

Fewest Yards, Opponent, Season
37 1982G
72 2012

Most Yards, Game
169 @ NVG, 11/25/07

Most Yards, Opponent, Game
176 @ N.O., 9/3/78

TOUCHDOWNS
Most Touchdowns By Interceptions, Season
6 1992, 2007

Most Touchdowns By Interceptions, Opponent, Season
4 1967, 2006

PUNTING

TOTAL PUNTS
Most Punts, Season
94 2006

Most Punts, Opponent, Season
100 1969

Most Punts, Game
12 @ G.B., 11/21/82

Most Punts, Opponent, Game
12 @ N.O., 11/16/75

Fewest Punts, Both Teams, Game
1 @ T.B., 10/29/00

Consecutive Punts, No Blocks
563 1979-87

AVERAGE YARDAGE

Highest Average Distance, Punting, Season
46.9 2008

Highest Average Distance, Punting, Opponent, Season
47.1 2011

Highest Average Distance, Punting, Game (4 punts)
57.5 @ Det., 9/16/07

Highest Average Distance, Punting, Opponent, Game (4 punts)
54.9 vs. S.D., 11/4/07

PUNT RETURNS

TOTAL RETURNS

Most Punt Returns, Season
59 1988

Most Punt Returns, Opponent, Season
52 1978

Most Punt Returns, Game
9 @ LA Rams, 12/2/79

Most Punt Returns, Opponent, Game
9 @ G.B., 12/21/06

YARDS GAINED

Most Yards, Punt Returns, Season
553 1988

Most Yards, Punt Returns, Opponent, Season
624 2008

Most Yards, Punt Returns, Game
119 @ NVG, 10/21/13

Most Yards, Punt Returns, Opponent, Game
176 @ N.O., 10/6/08

TOUCHDOWNS

Most Touchdowns, Punt Returns, Season
1 14 times, last in 2013

Most Touchdowns, Punt Returns, Opponent, Season
4 2008

KICKOFF RETURNS

TOTAL RETURNS

Most Kickoff Returns, Season
86 1984, 2002

Most Kickoff Returns, Opponent, Season
91 2009

Most Kickoff Returns, Game
9 @ Phi., 11/11/01
9 @ Sea., 9/29/02

Most Kickoff Returns, Opponent, Game
10 @ Bal., 12/13/98

YARDS GAINED

Most Yards, Kickoff Returns, Season
1,775 1984, 2002

Most Yards, Kickoff Returns, Opponent, Season
2,060 2009

Most Yards, Kickoff Returns, Game
247 vs. G.B., 10/27/13

Most Yards, Kickoff Returns, Opponent, Game
367 @ Bal., 12/13/98

TOUCHDOWNS

Most Touchdowns, Kickoff Returns, Season
2 1999, 2009, 2013

Most Touchdowns, Kickoff Returns, Opponent, Season
4 1998

FUMBLES

TOTAL FUMBLES

Most Fumbles, Season
44 1963

Most Fumbles, Opponent, Season
50 1963

Fewest Fumbles, Season
10 1998
11 2014

Fewest Fumbles, Opponent, Season
16 2002

Most Fumbles, Game
8 @ S.F., 10/24/65

Most Fumbles, Opponent, Game
10 vs Det., 11/12/67

FUMBLES LOST

Most Fumbles Lost, Season
25 1965

Most Fumbles Lost, Opponent, Season
31 1963

Fewest Fumbles Lost, Season
2 2014
3 1980

Fewest Fumbles Lost, Opponent, Season
6 2014
7 2002, 2003

Most Fumbles Lost, Game
5 @ Atl., 12/21/69
5 @ Det., 12/9/62

Most Fumbles Lost, Opponent, Game
6 vs. Det., 11/24/63
6 vs. S.F., 10/15/61

Most Consecutive Games without Losing Fumble
10 1998-99

PENALTIES

TOTAL PENALTIES

Most Penalties, Season
137 2002

Most Penalties, Opponent, Season
137 2005

Fewest Penalties, Season
36 1961
70 2013*

Fewest Penalties, Opponent, Season
47 1972
81 1994*

Most Penalties, Game
16 @ Det., 12/19/82

Most Penalties, Opponent, Game
17 @ Cin., 9/18/05

Fewest Penalties, Game
0 6 times, last vs. Chi., 12/3/72

Fewest Penalties, Opponent, Game
0 @ G.B., 11/27/77
0 @ Chi., 10/23/77

YARDS PENALIZED

Most Yards Penalized, Season
1,139 2002

Most Yards Penalized, Opponent, Season
1,167 1998

Fewest Yards Penalized, Season
375 1961
565 1990*

Fewest Yards Penalized, Opponent, Season
399 1982G
614 1994*

Most Yards Penalized, Game
173 @ L.A. Rams, 9/22/67

Most Yards Penalized, Opponent, Game
169 @ Det., 10/25/98

Fewest Yards Penalized, Game
0 6 times, last vs. Chi., 12/3/72

Fewest Yards Penalized, Opponent, Game
0 3 times, last @ NVJ, 11/23/97

BLOCKED KICKS

Most, Season
13 1976, 1979

Most, Season, Opponent
6 1961, 1974

Most, Game
4 @ T.B., 11/25/79 (2 pat, 1-fg, 1 punt)

Most, Game, Opponent
2 vs. Dal., 10/20/68 (2-fgs)
2 vs. Buf., 12/9/79 (1-fg, 1 punt)
2 @ Atl., 12/15/85 (2-fgs)
2 vs. Chi., 10/28/96 (1 punt, 1-fg)



Mick Tingelhoff is the 13th player in franchise history to be honored in the Pro Football Hall of Fame. Serving as a key cog on the Vikings offensive line for nearly two decades, Tingelhoff earned All-Pro honors seven consecutive seasons (1964-1970) and was a Pro Bowl selection six consecutive years (1964-1969). In addition to his duties on offense, Tingelhoff served as the team's long snapper on special teams.

VIKINGS OPENING DAY RESULTS

DATE	OPPONENT (ATTENDANCE)	RESULT	HEAD COACH	STARTING QB	FINAL RECORD
9/17/1961	vs. Chicago (32,236)	W, 37-13	Norm Van Brocklin	George Shaw	3-11
9/16/1962	at Green Bay (38,669)	L, 7-34	Norm Van Brocklin	Fran Tarkenton	2-11-1
9/15/1963	at San Francisco (30,781)	W, 24-20	Norm Van Brocklin	Fran Tarkenton	5-8-1
9/13/1964	vs. Baltimore Colts (35,563)	W, 34-24	Norm Van Brocklin	Fran Tarkenton	8-5-1
9/19/1965	at Baltimore Colts (56,562)	L, 16-35	Norm Van Brocklin	Fran Tarkenton	7-7
9/11/1966	at San Francisco (29,312)	T, 20-20	Norm Van Brocklin	Fran Tarkenton	4-9-1
9/17/1967	vs. San Francisco (69,638)	L, 21-27	Bud Grant	Ron VanderKelen	3-8-3
9/14/1968	vs. Atlanta (45,563)	W, 47-7	Bud Grant	Joe Kapp	8-6
9/21/1969	at NY Giants (62,900)	L, 23-24	Bud Grant	Gary Cuzo	12-2
9/20/1970	vs. Kansas City (47,900)	W, 27-10	Bud Grant	Gary Cuzo	12-2
9/20/1971	at Detroit (54,418)	W, 16-13	Bud Grant	Gary Cuzo	11-3
9/18/1972	vs. Washington (47,900)	L, 21-24	Bud Grant	Fran Tarkenton	7-7
9/16/1973	vs. Oakland (46,619)	W, 24-16	Bud Grant	Fran Tarkenton	12-2
9/15/1974	at Green Bay (56,312)	W, 32-17	Bud Grant	Fran Tarkenton	10-4
9/21/1975	vs. San Francisco (48,418)	W, 27-17	Bud Grant	Fran Tarkenton	12-2
9/12/1976	at New Orleans (58,156)	W, 40-9	Bud Grant	Fran Tarkenton	11-2-1
9/18/1977	vs. Dallas (47,678)	L, 10-16 (OT)	Bud Grant	Fran Tarkenton	9-5
9/3/1978	at New Orleans (54,187)	L, 24-31	Bud Grant	Fran Tarkenton	8-7-1
9/2/1979	vs. San Francisco (46,539)	W, 28-22	Bud Grant	Tommy Kramer	7-9
9/7/1980	vs. Atlanta (44,733)	W, 24-23	Bud Grant	Tommy Kramer	9-7
9/5/1981	at Tampa Bay (66,287)	L, 13-21	Bud Grant	Steve Dils	7-9
9/12/1982	vs. Tampa Bay (58,440)	W, 17-10	Bud Grant	Tommy Kramer	5-4
9/4/1983	at Cleveland (70,087)	W, 27-21	Bud Grant	Tommy Kramer	8-8
9/2/1984	vs. San Diego (57,276)	L, 13-42	Les Steckel	Tommy Kramer	3-13
9/8/1985	vs. San Francisco (57,375)	W, 28-21	Bud Grant	Tommy Kramer	7-9
9/7/1986	vs. Detroit (54,851)	L, 10-13	Jerry Burns	Tommy Kramer	9-7
9/13/1987	vs. Detroit (57,061)	W, 34-19	Jerry Burns	Wade Wilson	8-7
9/4/1988	at Buffalo (76,783)	L, 10-13	Jerry Burns	Wade Wilson	11-5
9/10/1989	vs. Houston (54,015)	W, 38-7	Jerry Burns	Wade Wilson	10-6
9/9/1990	at Kansas City (68,363)	L, 13-24	Jerry Burns	Wade Wilson	6-10
9/1/1991	at Chicago (64,112)	L, 6-10	Jerry Burns	Wade Wilson	8-8
9/6/1992	at Green Bay (58,617)	W, 23-20 (OT)	Dennis Green	Rich Gannon	11-5
9/5/1993	at LA Raiders (44,120)	L, 7-24	Dennis Green	Jim McMahon	9-7
9/4/1994	at Green Bay (59,487)	L, 10-16	Dennis Green	Warren Moon	10-6
9/3/1995	at Chicago (63,036)	L, 14-31	Dennis Green	Warren Moon	8-8
9/1/1996	vs. Detroit (52,972)	W, 17-13	Dennis Green	Warren Moon	9-7
8/31/1997	at Buffalo (79,139)	W, 34-13	Dennis Green	Brad Johnson	9-7
9/6/1998	vs. Tampa Bay (62,538)	W, 31-7	Dennis Green	Brad Johnson	15-1
9/12/1999	at Atlanta (69,555)	W, 17-14	Dennis Green	Randall Cunningham	10-6
9/3/2000	vs. Chicago (64,104)	W, 30-27	Dennis Green	Daunte Culpepper	11-5
9/9/2001	vs. Carolina (64,108)	L, 13-24	Dennis Green	Daunte Culpepper	5-11
9/8/2002	at Chicago (63,226)	L, 23-27	Mike Tice	Daunte Culpepper	6-10
9/7/2003	at Green Bay (70,505)	W, 30-25	Mike Tice	Daunte Culpepper	9-7
9/12/2004	vs. Dallas (64,105)	W, 35-17	Mike Tice	Daunte Culpepper	8-8
9/11/2005	vs. Tampa Bay (63,939)	L, 13-24	Mike Tice	Daunte Culpepper	9-7
9/11/2006	at Washington (90,608)	W, 19-16	Brad Childress	Brad Johnson	6-10
9/9/2007	vs. Atlanta (62,815)	W, 24-3	Brad Childress	Tarvaris Jackson	8-8
9/8/2008	at Green Bay (71,004)	L, 19-24	Brad Childress	Tarvaris Jackson	10-6
9/13/2009	at Cleveland (70,560)	W, 34-20	Brad Childress	Brett Favre	12-4
9/9/2010	at New Orleans (70,051)	L, 9-14	Brad Childress	Brett Favre	6-10
9/11/2011	at San Diego (66,716)	L, 17-24	Leslie Frazier	Donovan McNabb	3-13
9/9/2012	vs. Jacksonville (56,607)	W, 26-23 (OT)	Leslie Frazier	Christian Ponder	10-6
9/8/2013	at Detroit (62,461)	L, 24-34	Leslie Frazier	Christian Ponder	5-10-1
9/7/2014	at St. Louis (55,919)	W, 34-6	Mike Zimmer	Matt Cassel	7-9

*at Champaign, IL #qualified for playoffs

VIKINGS OPENING DAY HIGHS

PASSING YARDS

395	Tommy Kramer	vs. Atl, 9/7/80
361	Steve Dils	at T.B., 9/5/81
297	Tommy Kramer	vs. S.F., 9/2/79

PASSING TDs

5	Daunte Culpepper	vs. Dal., 9/12/04
4	Tommy Kramer	vs. S.F., 9/2/79
4	Fran Tarkenton	vs. Chi., 9/17/61

RUSHING YARDS

180	Adrian Peterson	at Cle., 9/13/09
169	Robert Smith	at Buf., 8/31/97
140	Tommy Allen	at K.C., 9/9/90

RUSHING TDs

3	Adrian Peterson	at Cle., 9/13/09
3	Daunte Culpepper	vs. Chi., 9/3/00

LONGEST RUNS

781	Robert Smith	at Buf., 8/31/97
781	Adrian Peterson	at Det., 9/8/13
73	Dave Osborn	vs. S.F., 9/17/67

RECEIVING YARDS

160	Ahmad Rashad	vs. Atl., 9/7/80
152	Gene Washington	at NYG, 9/21/69
152	Ahmad Rashad	vs. S.F., 9/2/79

RECEIVING TDs

4	Ahmad Rashad	vs. S.F., 9/2/79
2	Rickey Young	at N.O., 9/3/78
2	Herschel Walker	at K.C., 9/9/90

PASS RECEPTIONS

12	Rickey Young	at N.O., 9/3/78
12	Ted Brown	at T.B., 9/5/81
11	Ahmad Rashad	vs. Atl., 9/7/80

LONGEST RECEPTIONS

731	Anthony Carter	vs. Det., 9/13/87
66	Randy Moss	vs. Chi., 8/3/00
63	Onterio Smith	vs. Dal., 9/12/04

COMBINED NET YARDS

200	Herschel Walker	at K.C., 9/9/90
198	Adrian Peterson	at Cle., 9/13/09
193	Tommy Allen	at K.C., 9/9/90

QB SACKS

3.0	Keith Millard	vs. Hou., 9/10/89
2.0	Brian Robison	vs. Atl., 9/9/07
2.0	John Randle	at Buf., 8/31/97
2.0	Everson Griffen	at StL., 9/7/14

TOTAL TACKLES

21	Ed McDaniel	at G.B., 9/4/94
16	Jeff Siemon	at N.O., 9/3/78
16	Husain Abdullah	at S.D., 9/11/11

INTERCEPTIONS

2	Larry Vargo	at Bal., 9/19/65
2	Paul Krause	vs. Was., 9/18/72
2	Jeff Siemon	vs. Was., 9/18/72

LONGEST INTERCEPTION RETURNS

55	Darren Sharper	vs. T.B., 9/11/05
81	Hamron Smith	at StL., 9/7/14
77	Brian Williams	at G.B., 9/7/03

LONGEST KICKOFF RETURNS

103	Percy Harvin	at S.D., 9/11/11
71	Clinton Jones	at NYG, 9/21/69
51	David Palmer	at Atl., 9/12/99

LONGEST PUNT RETURNS

29	Darius Reynaud	at Cle., 9/13/09
27	Leonard Willis	at N.O., 9/12/76
27	Mewelde Moore	at Was., 9/11/06

LONGEST FIELD GOALS

55	Blair Walsh	vs. Jax., 9/9/12
53	Paul Edinger	vs. T.B., 9/11/05
52	Jan Stenerud	vs. S.D., 9/2/84
52	Blair Walsh	at Det., 9/8/13
52	Blair Walsh	at StL., 9/7/14

LONGEST PUNTS

77	Mike Mercer	at G.B., 9/16/62
65	Randall Cunningham	at Buf., 8/31/97
62	Chris Kluge	vs. T.B., 9/11/05

VIKINGS IN FINAL NFL OFFENSIVE/DEFENSIVE RANKINGS (YARDS GAINED/ALLOWED)

Year	Offense			Defense		
	Total	Rush	Pass	Total	Rush	Pass
1961	12	7	13	14	14	13
1962	12	6	11	12	10	11
1963	11	4	12	9	7	10
1964	6	2	11	10	5	13
1965	4	2	8	7	9	6
1966	4	3	7	6	7	2
1967	14	9	14	6	15	3
1968	14	6	15	5	11	3
1969	10	4	12	*1	2	*1
1970	19	14	14	*1	5	*1
1971	23	17	25	2	6	3
1972	12	20	3	5	16	*1
1973	7	6	14	12	11	12
1974	3	15	2	10	5	18
1975	5t	10	3	*1	*1	*1
1976	6	18	4	6	17	*1
1977	14	21	6	11	21	3
1978	17	28	2	14	10	19
1979	19	23	12	18	26	11
1980	11	27	3	26	25	24
1981	6	28	2	17t	15	18
1982	14	22	5	19	14	19
1983	20	20	13	19	25	6
1984	25	18	22	28	27	26
1985	16	27	7	16	22	15
1986	4	16	5	11	13	13
1987	15	11	20	10	11	16
1988	7	20	4	*1	5	2
1989	14	7	17	*1	11	*1
1990	12	15	11	13	21	3
1991	10	4	21	14	20	13
1992	11	7	18	8	14	7
1993	17	21	14	*1	6	6
1994	3	20	3	5	*1	21
1995	4	16	5	20	4	28
1996	12	24	8	16	24	9
1997	8	6	14	29	23	29
1998	2	11	*1	13	11	19
1999	3	14	5	27	14	30
2000	5	6	7	28	15	28
2001	12	25	7	27	30	18
2002	2	*1	9	26	10	29
2003	*1	4	4	23	17	26
2004	4	18	2	28	21	29
2005	25	27	20	21	19	22
2006	23	16	18	8	*1	31T
2007	13	*1	28	20	*1	32
2008	17	5	25	6	*1	18
2009	5	13	8	6	2	19
2010	23	10	26	8	9	10
2011	18	4	28	21	11	26
2012	20	2	31	16	11	24
2014	27	14	28	14	25	7

* Led NFL



The Vikings led the NFL in rush defense for 3-straight years from 2006-08. Minnesota allowed just 985 yards rushing on 348 attempts in 2006, holding opponents to an average of 2.83 yards per carry.

PLAYOFF RECORDS

VIKINGS ALL-TIME PLAYOFF LEADERS

PASSING (MINIMUM 100 ATTEMPTS)

Player	G	Att.	Cmp.	Pct.	Yds.	TD	Lg	Int	Rtg
1. Cunningham, R.	5	151	79	52.3	1,036	9	66†	3	85.9
(1997-99)									
2. Kapp, Joe	4	101	61	60.3	835	3	28	3	84.4
(1967-69)									
3. Culpepper, D.	4	134	73	54.5	980	8	68†	5	82.3
(1999-05)									
4. Wilson, Wade	6	185	99	53.5	1,322	7	63	6	75.6
(1981-91)									
5. Tarkenton, Fran	11	292	149	51.0	1,803	11	57	17	58.6
(1961-66, 72-78)									

RUSHING

Player	G	Att.	Yds.	Avg.	Lg	TD
1. Foreman, Chuck (1973-79)	13	229	860	3.8	62	7
2. Smith, Robert (1993-00)	9	145	590	4.1	27	1
3. Osborn, Dave (1965-75)	13	109	380	3.5	22	5
4. Peterson, Adrian (2007-14)	4	93	367	3.9	40†	5
5. Reed, Oscar (1968-74)	9	56	229	4.1	46	0
6. Nelson, Darrin (1982-89, '91-92)	7	46	170	3.7	14	0
7. Brown, Ted (1979-86)	3	42	160	3.8	18†	3
8. Kapp, Joe (1967-69)	4	27	160	5.9	19	2
9. Hoard, Leroy (1996-99)	6	41	155	3.8	12	4
10. Brown, Bill (1962-74)	12	42	139	3.3	19	1

RECEIVING

Player	G	No.	Yds.	Avg.	Lg	TD
1. Carter, Kris (1990-01)	12	60	842	14.0	66†	8
2. Foreman, Chuck (1973-79)	13	45	447	9.9	57	0
3. Carter, Anthony (1985-93)	8	37	644	17.4	63	1
4. Moss, Randy (1998-04)	8	35	723	20.7	68†	9
5. Voigt, Stu (1970-80)	14	30	362	12.1	28	3
6. Jordan, Steve (1982-94)	11	26	343	13.2	36	1
7. Henderson, John (1968-72)	6	23	309	13.4	46	0
8. Reed, Jake (1991-99, '01)	8	21	353	16.8	53	2
9†. Rashad, Ahmad (1976-82)	7	20	278	13.9	35	1
9†. Smith, Robert (1993-00)	9	20	153	7.7	32	1

PUNTING (MINIMUM 20 PUNTS)

Player	G	No.	Avg.	Lg	Blk
1. Kluge, Chris (2005-12)	4	22	45.2	61	0
2. Berger, Mitch (1996-01)	9	41	40.1	63	0
3. Clabo, Neil (1975-77)	4	41	38.6	52	0
4. Coleman, Greg (1978-87)	4	20	38.3	46	1
5. Eischeid, Mike (1972-74)	6	31	38.1	52	1

INTERCEPTIONS

Player	G	No.	Yds.	Avg.	Lg	TD
1. Bryant, Bobby (1967-80)	14	6	80	13.3	63†	1
2†. Browner, Joey (1983-91)	6	3	40	13.3	26	0
2†. Wright, Jeff (1971-77)	12	3	34	11.3	18	0
2†. Wright, Nate (1971-80)	12	3	26	8.7	26	0
2†. Turner, John (1979-83, 85, 87)	4	3	25	8.3	17	0
2†. Krause, Paul (1968-79)	19	3	14	4.7	14	0
2†. Griffith, Robert (1994-01)	8	3	46	15.3	31	0
8†. Rutland, Reggie (1987-92)	6	2	45	22.5	45†	1
8†. Hilgenberg, Wally (1968-79)	19	2	0	0.0	0	0
8†. Tate, Robert (1997-01)	5	2	5	2.5	4	0

PUNT RETURNS (MINIMUM 10 RETURNS)

Player	G	No.	Yds.	Avg.	Lg	TD
1. Carter, Anthony (1985-93)	8	17	259	15.2	84†	1

KICKOFF RETURNS (MINIMUM 10 RETURNS)

Player	G	No.	Yards	Avg.	Long	TD
1. Palmer, David (1994-00)	6	22	517	23.5	51	0
2. West, Charlie (1968-73)	8	18	387	21.5	51	0
3. Nelson, Darrin (1982-89, 91-92)	8	11	233	21.2	34	0

SCORING

Player	G	TD	PAT	FG	2pt	Tot
1. Cox, Fred (1963-77)	19	--	38	11	--	71
2. Moss, Randy (1998-04)	8	9	--	--	--	54
3. Carter, Kris (1990-01)	12	8	--	--	--	1 50
4. Anderson, Gary (1998-02)	6	--	17	9	--	44
5. Nelson, Chuck (1986-88)	5	--	13	10	--	43
6. Foreman, Chuck (1973-79)	13	6	--	--	--	36
7†. White, Sammy (1976-86)	9	5	--	--	--	30
7†. Gilliam, John (1972-75)	7	5	--	--	--	30
7†. Osborn, Dave (1965-75)	14	5	--	--	--	30
7†. Hoard, Leroy (1996-99)	7	5	--	--	--	30
7†. Peterson, Adrian (2007-14)	4	5	--	--	--	30

FIELD GOALS (MINIMUM 10 MADE)

Player	G	Att.	Made	Pct.	Lg
1. Nelson, Chuck (1986-88)	5	11	10	.909	47
2. Cox, Fred (1963-77)	19	18	11	.611	44

BOLD indicates active in 2014

BIG DAYS/PLAYOFFS

100 YARDS RUSHING

140	Robert Smith vs. Dal., 1/9/00
124	Robert Smith vs. Ari., 1/10/99
122	Adrian Peterson @ N.O., 1/24/10
118	Chuck Foreman vs. LA Rams, 12/26/76
114	Chuck Foreman vs. Stl., 12/21/74
108	Dave Osborn vs. Cle., 1/4/70
105	Chuck Foreman vs. Was., 12/18/76
101	Brent McClanahan vs. Was., 12/18/76
101	Chuck Foreman @ LA Rams, 12/26/77

250 YARDS PASSING

424	Jeff George @ Stl., 1/16/00
331	Randall Cunningham @ S.F., 1/3/98
316	Daunte Culpepper @ Phi., 1/16/05
310	Brett Favre @ N.O., 1/24/10
302	Daunte Culpepper vs. N.O., 1/6/01
298	Wade Wilson @ S.F., 1/9/88
292	Warren Moon vs. Chi., 1/1/95
287	Joe Kapp @ Balt., 12/22/68
284	Daunte Culpepper @ G.B., 1/9/05
266	Randall Cunningham vs. Atl., 1/17/99
255	Wade Wilson @ S.F., 1/1/89
253	Tommy Kramer vs. Atl., 1/9/83
253	Wade Wilson vs. LA Rams, 12/26/88
252	Tommy Kramer @ Was., 1/15/83

100 YARDS RECEIVING

227	Anthony Carter @ S.F., 1/9/88
188	Randy Moss @ Stl., 1/16/00
159	Amp Lee vs. Chi., 1/1/95
149	Steve Jordan @ S.F., 1/6/90
141	Sidney Rice vs. Dal., 1/17/10
127	Randy Moss vs. Dal., 1/9/00
121	Randy Moss vs. N.O., 1/6/01
120	Gene Washington vs. Cle., 1/4/70
120	Cris Carter vs. N.O., 1/6/01
119	Marcus Robinson @ Phi., 1/19/05
114	Jake Reed @ S.F., 1/3/98
111	John Henderson vs. K.C., 1/11/70
111	Cris Carter @ Stl., 1/16/00†
102	Anthony Carter vs. LA Rams, 12/26/88
102	Bernard Berrian @ N.O., 1/24/10

INDIVIDUAL PLAYOFF RECORDS

COACHES

Playoff Seasons

- 12 Bud Grant, 1968-71, 73-78, 80, 82
- 8 Dennis Green, 1992-94, 96-00
- 3 Jerry Burns, 1987-89
- 2 Brad Childress, 2008-09

Consecutive Playoff Seasons

- 6 Bud Grant, 1973-78
- 5 Dennis Green, 1996-00
- 4 Bud Grant, 1968-71
- 3 Dennis Green, 1992-94
- 3 Jerry Burns, 1987-89
- 2 Brad Childress, 2008-09

SERVICE

Most Seasons

- 11 Ron Yary, 1968-71, 1973-78, 80
- 10 Carl Eller, 1968-71, 1973-78
- 10 Wally Hilgenberg, 1968-71, 1973-78
- 10 Paul Krause, 1968-71, 1973-78
- 10 Jim Marshall, 1968-71, 1973-78
- 10 Mick Tingelhoff, 1968-71, 1973-78

Most Games Played

- 20 Ron Yary, 1968-81
- 19 Carl Eller, 1964-78
- 19 Wally Hilgenberg, 1968-79
- 19 Paul Krause, 1968-79
- 19 Jim Marshall, 1968-79
- 19 Mick Tingelhoff, 1968-78

Most Consecutive Games Played

- 20 Ron Yary, 1968-80
- 19 Wally Hilgenberg, 1968-78
- 19 Jim Marshall, 1968-78
- 19 Mick Tingelhoff, 1968-78
- 18 Carl Eller, 1968-78
- 18 Paul Krause, 1968-78

Most Games Started

- 19 Jim Marshall, 1968-79
- 19 Mick Tingelhoff, 1968-78
- 19 Carl Eller, 1968-78
- 19 Paul Krause, 1968-79

Most Consecutive Games Started

- 19 Carl Eller, 1968-78
- 19 Jim Marshall, 1968-79
- 19 Mick Tingelhoff, 1968-78
- 19 Paul Krause, 1968-79

SCORING

Total Points

- 10 Adrian Peterson @ N.O., 1/24/10
- 10 Sidney Rice vs. Dal., 1/17/10
- 10 Leroy Hoard vs. Ari., 1/10/99
- 10 Chuck Nelson @ S.F., 1/9/88

Touchdowns

- 3 Adrian Peterson @ N.O., 1/24/10
- 3 Sidney Rice vs. Dal., 1/17/10
- 3 Leroy Hoard vs. Ari., 1/10/99

Field Goals Made

- 5 Chuck Nelson @ S.F., 1/9/88
- 3 Rick Danneier vs. Atl., 1/9/83
- 3 Chuck Nelson @ N.O., 1/3/88
- 3 Eddie Murray @ NVG, 12/27/97

Longest Field Goal

- 52 Fuad Reveziz @ NYC, 1/9/94

Field Goals Attempted

- 5 Chuck Nelson @ S.F., 1/9/88 (5 FG)

Extra Points Attempted-Made

- 5-5 Fred Cox vs. Wash., 12/18/76
- 5-5 Chuck Nelson @ N.O., 1/3/88
- 5-5 Gary Anderson vs. Ari., 1/10/99

RUSHING

Yards

- 140 Robert Smith vs. Dal., 1/9/00
- 124 Robert Smith vs. Ari., 1/10/99
- 122 Adrian Peterson @ N.O., 1/24/10

Rushing Attempts

- 31 Chuck Foreman @ LA Rams, 12/26/77

Touchdowns Rushing

- 3 Adrian Peterson @ N.O., 1/24/10
- 2 Dave Osborn vs. LA Rams, 12/27/69
- 2 Chuck Foreman vs. Was., 12/18/76
- 2 Alfred Anderson vs. LA Rams, 12/26/88
- 2 Leroy Hoard vs. Ari., 1/10/99
- 2 Adrian Peterson vs. Phil., 1/4/09

Rushing Average (Min. 10 Attempts)

- 7.9 Chuck Foreman vs. LA Rams, 12/26/76 (15-118)
- 6.5 Robert Smith vs. Ari., 1/10/99 (19-124)
- 6.0 Dave Osborn vs. Cle., 1/4/70 (18-108)

Longest Run

- 62 Chuck Foreman vs. LA Rams, 12/26/76
- 46 Oscar Reed vs. Was., 12/22/73
- 41 Brent McClanahan vs. Was., 12/18/76
- 40 Adrian Peterson vs. Phil., 1/4/09 (td)
- 30 Chuck Foreman vs. Was., 12/18/76 (td)
- 30 Daunte Culpepper vs. N.O., 1/6/01

PASSING

Passing Yards

- 424 Jeff George @ Stl., 1/16/00
- 331 Randall Cunningham @ S.F., 1/3/98
- 316 Daunte Culpepper @ Phil., 1/16/05
- 310 Brett Favre @ N.O., 1/24/10
- 302 Daunte Culpepper vs. N.O., 1/6/01

Pass Attempts

- 52 Warren Moon vs. Chi., 1/1/95
- 48 Randall Cunningham vs. Atl., 1/17/99

Pass Completions

- 29 Warren Moon vs. Chi., 1/1/95
- 29 Randall Cunningham vs. Atl., 1/17/99
- 29 Jeff George @ Stl., 1/16/00

Touchdown Passes

- 4 Jeff George @ Stl., 1/16/00
- 4 Daunte Culpepper @ G.B., 1/9/05
- 4 Brett Favre vs. Dal., 1/17/10
- 3 Fran Tarkenton vs. Was., 12/18/76
- 3 Randall Cunningham @ S.F., 1/3/98
- 3 Randall Cunningham vs. Ari., 1/10/99
- 3 Jeff George vs. Dal., 1/9/00
- 3 Daunte Culpepper vs. N.O., 1/6/01

Passes Had Intercepted

- 5 Tommy Kramer @ Phil., 1/3/81

Completion Percentage

(Min. 15 attempts)

- 72.2 Rich Gannon @ S.F., 1/6/90 (13-18)
- 65.5 Daunte Culpepper @ G.B., 1/9/05 (19-29)
- 64.3 Fran Tarkenton vs. Mia., 1/13/74 (18-28)

Longest Completion

- 75 Joe Kapp to Gene Washington vs. Cle., 1/4/70, (td)
- 68 Daunte Culpepper to Randy Moss vs. N.O., 1/6/01 (td)
- 68 Daunte Culpepper to Moe Williams, @ G.B., 1/9/05 (td)
- 66 Randall Cunningham to Cris Carter @ S.F., 1/3/98

Most Times Sacked

- 8 Wade Wilson @ Was., 1/17/88

PASS RECEIVING

Receptions

- 11 Amp Lee vs. Chi., 1/1/95
- 10 Anthony Carter @ S.F., 1/9/88

Receiving Yards

- 227 Anthony Carter @ S.F., 1/9/88

Touchdowns Receiving

- 3 Sidney Rice vs. Dal., 1/17/10
- 2 John Cilliam vs. Was., 12/22/73
- 2 John Cilliam vs. Stl., 12/21/74
- 2 Sammy White vs. Was., 12/18/76
- 2 Cris Carter @ S.F., 1/3/98
- 2 Randy Moss @ Stl., 1/16/00
- 2 Randy Moss vs. N.O., 1/6/01
- 2 Randy Moss @ G.B., 1/9/05

RUSHING-RECEIVING

Yards

- 257 Anthony Carter @ S.F., 1/9/88, (ru-30, re-227)
- 199 Chuck Foreman @ LA Rams, 12/26/77, (ru-118, re-81)
- 198 Robert Smith vs. Dal., 1/9/00, (ru-140, re-58)

COMBINED YARDAGE

Yards

- 278 Anthony Carter @ S.F., 1/9/88 (ru-30, re-227, rt-21)

PUNTING

Punts

- 10 Bucky Scribner @ Was., 1/17/88

Punt Average (Min. 4 punts)

- 50.8 Mitch Berger vs. Atl., 1/17/99 (4-203)

PUNT RETURNS

Punt Returns

- 6 Anthony Carter @ N.O., 1/3/88

Punt Return Yardage

- 143 Anthony Carter @ N.O., 1/3/88

Longest Punt Return

- 84 Anthony Carter @ N.O., 1/3/88 (td)

- 26 Anthony Carter @ Was., 1/17/88

Punt Return Average (3 returns)

- 23.8 Anthony Carter @ N.O., 1/3/88, (6-143)

Fair Catches

- 5 Bobby Bryant vs. S.F., 12/27/70
- 5 Marcus Sherels @ G.B., 1/5/13

KICKOFF RETURNS

Kickoff Returns

- 7 Robert Tate @ Stl., 1/16/00

Kickoff Return Yardage

- 151 Robert Tate @ Stl., 1/16/00

Longest Kickoff Return

- 61 Clinton Jones vs. Dal., 12/25/71

- 58 Robert Smith vs. Chi., 1/1/95

Kickoff Return Average (3 returns)

- 26.5 David Palmer @ NYC, 12/27/97, (4-106)

INTERCEPTIONS

Interceptions

- 2 Bobby Bryant @ Dal., 12/30/73
- 2 Bobby Bryant vs. LA Rams, 12/26/76
- 2 John Turner vs. Atl., 1/9/83
- 2 Joey Browner vs. LA Rams, 12/26/88
- 2 Robert Griffith vs. Ari., 1/10/99

Interception Return Yardage

- 63 Bobby Bryant @ Dal., 12/30/73

Longest Interception Return (All TDs)

- 63 Bobby Bryant @ Dal., 12/30/73
- 45 Reggie Ruland @ S.F., 1/9/88

FUMBLES

Longest Fumble Return (All TDs)

- 22 Paul Krause vs. S.F., 12/27/70
- 20 Nate Wright vs. Stl., 12/21/74

TACKLES

Career Total (solos and assists)

- 129 Jeff Siemon
- 123 Wally Hilgenberg
- 112 Alan Page

Season Total (solos and assists)

- 34 Jeff Siemon, 1974
- 32 Joey Browner, 1987
- 28 Roy Winston, 1969
- 28 Jeff Siemon, 1976

Game Total (solos and assists)

- 17 Jeff Siemon vs. Oak., 1/9/77
- 16 Wally Hilgenberg vs. Dal., 12/28/75
- 16 Jeff Siemon @ Phil., 1/3/81

SACKS

Career

- 10.5 Carl Eller (1964-78)
- 8.5 Alan Page (1967-78)
- 7.5 Jim Marshall (1961-79)

Season

- 4.0 Ray Edwards, 2009
- 3.0 Bob Lurtsema, 1974
- 3.0 Carl Eller, 1975
- 3.0 Chris Doleman, 1987

Game

- 3.0 Carl Eller vs. Dal., 12/28/75
- 3.0 Ray Edwards vs. Dal., 1/17/10
- 2.0 Carl Eller vs. LA Rams, 12/27/69
- 2.0 Alan Page vs. Dal., 12/25/71
- 2.0 Carl Eller vs. LA Rams, 12/26/76
- 2.0 Jim Marshall @ Dal., 1/1/78
- 2.0 Chris Doleman @ S.F., 1/9/88
- 2.0 Jason Fisk vs. Atl., 1/17/99
- 2.0 Jared Allen vs. Phil., 1/4/09

KICKOFF EXECUTIVES COACHES STAFF PLAYERS ROOKIES 2014 SEASON RECORDS PLAYOFF RECORDS HISTORY EXTRA POINTS

TEAM PLAYOFF RECORDS

SCORING

Most Points
44 @ N.O., 1/3/88, 44-10 W

Fewest Points
0 @ NYG, 1/14/01, 0-41 L

Opponent/Most Points
49 @ Stl., 1/16/00, 37-49 L

Opponent/Fewest Points
3 Dal., 1/27/10, 34-3 W

Most Decisive Win
34 @ N.O., 1/3/88, 44-10

Most Decisive Loss
41 @ NYG, 1/14/01, 0-41

Most Points Combined
86 @ Stl., 1/16/00, 37-49 L
62 vs. Ari., 1/10/99, 41-21 W

Most Points Overcome To Win Game
16 @ NYG, 12/27/97, 23-22 W
10 vs. LA Rams, 12/27/69, 23-20 W
8 vs. Atl., 1/9/83, 30-24 W

FIRST DOWNS

Most First Downs
31 @ N.O., 1/24/10
28 @ N.O., 1/3/88

Fewest First Downs
9 vs. Pit., 1/12/75
9 @ NYG, 1/14/01

Opponent/Most First Downs
31 @ S.F., 1/3/98
31 @ NYG, 1/14/01

Opponent/Fewest First Downs
9 @ Dal., 12/30/73
9 @ N.O., 1/3/88
9 @ NYG, 1/14/01

MOST FIRST DOWNS BY:

Rushing
14 @ Dal., 12/30/73
14 @ N.O., 1/3/88

Passing
20 @ Stl., 1/16/00
19 vs. Atl., 1/17/99

Penalty
4 @ N.O., 1/24/10
4 vs. Atl., 1/9/83

FEWEST FIRST DOWNS BY:

Rushing
2 vs. K.C., 1/11/70
2 vs. Oak., 1/9/77
2 @ LA Rams, 12/31/78
2 @ S.F., 1/3/98
2 @ NYG, 1/14/01

Passing
4 vs. Pit., 1/12/75
4 @ LA Rams, 12/26/77
4 vs. Was., 1/2/93

MOST OPP. FIRST DOWNS BY:

Rushing
16 @ Dal., 12/28/96

Passing
19 @ NYG, 1/14/01

Penalty
5 @ S.F., 1/3/98
5 vs. Ari., 1/10/99

FEWEST OPP. FIRST DOWNS BY:

Rushing
0 @ N.O., 1/3/88

Passing
4 vs. Mia., 1/13/74
4 @ Was., 1/17/88

TOTAL YARDS

Most Net Yards Gained
476 @ Stl., 1/16/00
475 @ N.O., 1/24/10
429 vs. N.O., 1/6/01

Fewest Net Yards Gained
114 @ NYG, 1/14/01
123 vs. Pit., 1/12/75

Opponent/Most Net Yards Gained
518 @ NYG, 1/14/01

Opponent/Fewest Net Yards Gained
149 @ N.O., 1/3/88

RUSHING

Most Yards Rushing
222 vs. Cle., 1/4/70
210 @ N.O., 1/3/88

Fewest Yards Rushing
21 vs. Pit., 1/12/75

Opponent/Most Yards Rushing
255 @ Dal., 12/28/96

Opponent/Fewest Yards Rushing
31 @ Stl., 1/16/00
50 @ Bal., 12/22/68

PASSING

Most Net Yards Passing
389 @ Stl., 1/16/00
340 vs. Chi., 1/1/95

Fewest Net Yards Passing
45 @ LA Rams, 12/26/77

Opponent/Most Net Yards Passing
380 @ NYG, 1/14/01

Opponent/Fewest Net Yards Passing
63 @ Dal., 12/30/73
63 vs. Mia., 1/13/74

Most Pass Attempts
61 vs. Chi., 1/1/95
50 @ Stl., 1/16/00

Fewest Pass Attempts
10 @ LA Rams, 12/26/77
13 vs. Cle., 1/4/70

Opponent/Most Pass Attempts
48 vs. N.O., 1/6/01
45 vs. LA Rams, 12/26/88

Opponent/Fewest Pass Attempts
7 vs. Mia., 1/13/74

Most Pass Completions
33 vs. Chi., 1/1/95
29 vs. Atl., 1/17/99
29 @ Stl., 1/16/00

Fewest Pass Completions
5 @ LA Rams, 12/26/77
6 vs. Was., 1/2/93

Opponent/Most Completions
30 vs. N.O., 1/6/01
29 @ NYG, 1/14/01

Opponent/Fewest Completions
6 vs. Mia., 1/13/74

Most QB Sacks
6 vs. Dal., 1/17/10

Opponent/Most QB Sacks
8 @ Was., 1/17/88

INTERCEPTIONS

Most Passes Intercepted
4 @ Dal., 12/30/73
4 @ N.O., 1/3/88
4 @ G.B., 1/9/05

Opponent/Most Passes Intercepted
5 @ Phi., 1/3/81



Leroy Hoard tied a Vikings record with 18 points in a playoff game against Arizona on Jan. 10, 1999.

PENALTIES

Most Penalties
11 vs. Chi., 1/1/95

Fewest Penalties
1 vs. S.F., 12/27/70

Opponent/Most Penalties
13 vs. Ari., 1/10/99

Opponent/Fewest Penalties
0 vs. Was., 12/22/73

Most Yards Penalized
108 @ Phi., 1/16/05

Fewest Yards Penalized
5 vs. S.F., 12/27/70

Opponents/Most Yards Penalized
107 vs. Pit., 1/12/75

PUNTING

Most Punts
10 @ Was., 1/17/88

Fewest Punts
1 vs. Ari., 1/10/99

Opponent/Most Punts
8 vs. S.F., 12/27/70
8 @ Dal., 1/1/78
8 @ Was., 1/17/88
8 @ G.B., 1/5/13

Opponent/Fewest Punts
1 @ Dal., 12/28/96
1 @ NYG, 1/14/01

Highest Average (4 Punts)
50.8 vs. Atl., 1/17/99

Opponent/Highest Average (4 Punts)
51.3 @ N.O., 1/24/10

PUNT RETURNS

Most Punt Returns
6 @ N.O., 1/3/88

Most Punt Return Yards
143 @ N.O., 1/3/88

Opponent/Most Punt Returns
7 vs. LA Rams, 12/26/76

Opponent/Most Punt Return Yards
109 vs. Phi., 1/4/09

KICKOFF RETURNS

Most Kickoff Returns
8 @ Dal., 12/28/96
8 @ Stl., 1/16/00
8 @ NYG, 1/14/01

Most Kickoff Return Yards
174 @ Stl., 1/16/00

Opponent/Most Kickoff Returns
8 @ Was., 1/9/88

Opponent/Most Kickoff Return Yards
183 @ N.O., 1/24/10

FUMBLES

Most Fumbles
6 @ N.O., 1/24/10

Most Fumbles Lost
4 @ Dal., 12/28/96

Opponent/Most Fumbles
5 vs. S.F., 12/27/70

Opponent/Most Fumbles Lost
3 vs. S.F., 12/27/70
3 vs. LA Rams, 12/29/74

PLAYOFF RESULTS

1968 (8-6 regular season, NFL Central Champions) Western Conference Championship at Baltimore (60,238)	12/22/68.....	14-24 L
1969 (12-2 regular season, NFL Central Champions) Western Conference Championship vs. L.A. Rams (47,900)	12/27/69.....	23-20 W
NFL Championship vs. Cleveland (47,900)	1/4/70.....	27-7 W
Super Bowl IV (New Orleans, LA) vs. Kansas City (80,562)	1/11/70.....	7-23 L
1970 (12-2 regular season, NFC Central Champions) NFC Divisional Playoffs vs. San Francisco (46,050)	12/27/70.....	14-17 L
1971 (11-3 regular season, NFC Central Champions) NFC Divisional Playoffs vs. Dallas (49,100)	12/25/71.....	12-20 L
1973 (12-2 regular season, NFC Central Champions) NFC Divisional Playoffs vs. Washington (46,409)	12/22/73.....	27-20 W
NFC Championship Game at Dallas (60,272)	12/30/73.....	27-10 W
Super Bowl VIII (Houston, TX) vs. Miami (68,142)	1/13/74.....	7-24 L
1974 (10-4 regular season, NFC Central Champions) NFC Divisional Playoffs vs. St. Louis (44,626)	12/21/74.....	30-14 W
NFC Championship Game vs. L.A. Rams (47,404)	12/29/74.....	14-10 W
Super Bowl IX (New Orleans, LA) vs. Pittsburgh (80,997)	1/12/75.....	6-16 L
1975 (12-2 regular season, NFC Central Champions) NFC Divisional Playoffs vs. Dallas (46,425)	12/28/75.....	14-17 L
1976 (11-2-1 regular season, NFC Central Champions) NFC Divisional Playoffs vs. Washington (47,221)	12/18/76.....	35-20 W
NFC Championship Game vs. L.A. Rams (47,191)	12/26/76.....	24-13 W
Super Bowl XI (Pasadena, CA) vs. Oakland (103,438)	1/9/77.....	14-32 L
1977 (9-5 regular season, NFC Central Champions) NFC Divisional Playoffs at L.A. Rams (62,538)	12/26/77.....	14-7 W
NFC Championship Game at Dallas (61,968)	1/1/78.....	6-23 L
1978 (8-7-1 regular season, NFC Central Champions) NFC Divisional Playoffs at L.A. Rams (69,631)	12/31/78.....	10-34 L
1980 (9-7 regular season, NFC Central Champions) NFC Divisional Playoffs at Philadelphia (68,434)	1/3/81.....	16-31 L
1982 (5-4 regular season, strike-shortened season) NFC First-Round Playoffs		
vs. Atlanta (60,560)	1/9/83.....	30-24 W
NFC Second-Round Playoffs at Washington (54,593)	1/15/83.....	7-21 L
1987 (8-7 regular season, NFC Central runner-up) NFC First-Round Playoffs at New Orleans (68,127)	1/3/88.....	44-10 W
NFC Divisional Playoffs at San Francisco (62,547)	1/9/88.....	36-24 W
NFC Championship Game at Washington (55,212)	1/17/88.....	10-17 L
1988 (11-5 regular season, NFC Central runner-up) NFC First-Round Playoffs vs. L.A. Rams (57,666)	12/26/88.....	28-17 W
NFC Divisional Playoffs at San Francisco (61,848)	1/1/89.....	9-34 L

1989 (10-6 regular season, NFC Central Champions) NFC Divisional Playoffs at San Francisco (64,585)	1/6/90.....	13-41 L
1992 (11-5 regular season, NFC Central Champions) NFC First-Round Playoffs vs. Washington (57,353)	1/2/93.....	7-24 L
1993 (9-7 regular season, NFC Central runner-up) NFC First-Round Playoffs at N.Y. Giants (75,089)	1/9/94.....	10-17 L
1994 (10-6 regular season, NFC Central Champions) NFC First-Round Playoffs vs. Chicago (60,347)	1/1/95.....	18-35 L
1996 (9-7 regular season, NFC Central runner-up) NFC First-Round Playoffs at Dallas (64,682)	12/28/96.....	15-40 L
1997 (9-7 regular season, NFC Central 4th place) NFC First-Round Playoffs at N.Y. Giants (77,710)	12/27/97.....	23-22 W
NFC Divisional Playoffs at San Francisco (65,018)	1/3/98.....	22-38 L
1998 (15-1 regular season, NFC Central Champions) NFC Divisional Playoffs vs. Arizona (63,760)	1/10/99.....	41-21 W
NFC Championship vs. Atlanta (64,060)	1/17/99.....	27-30 L (OT)
1999 (10-6 regular season, NFC Central runner-up) NFC First-Round Playoffs vs. Dallas (64,056)	1/9/00.....	27-10 W
NFC Divisional Playoffs at St. Louis (66,194)	1/16/00.....	37-49 L
2000 (11-5 regular season, NFC Central Champions) NFC Divisional Playoffs vs. New Orleans (63,881)	1/6/01.....	34-16 W
NFC Championship at NY Giants (79,310)	1/14/01.....	0-41 L
2004 (8-8 regular season, NFC North runner-up) NFC First-Round Playoffs at Green Bay (71,075)	1/9/05.....	31-17 W
NFC Divisional Playoffs at Philadelphia (67,222)	1/16/05.....	14-27 L
2008 (10-6 regular season, NFC North Champions) NFC First-Round Playoffs vs. Philadelphia (61,746)	1/4/09.....	14-26 L
2009 (12-4 regular season, NFC North Champions) NFC Divisional Playoffs vs. Dallas (63,547)	1/17/10.....	34-3 W
NFC Championship at New Orleans (71,276)	1/24/10.....	28-31 L (OT)
2012 (10-6 regular season, NFC North runner-up) NFC First-Round Playoffs at Green Bay (71,548).....	1/5/13.....	10-24 L

ALL-TIME PLAYOFF GAMES BY FRANCHISE

Team	Total Games	W-L
Dallas Cowboys.....	60.....	34-26
Pittsburgh Steelers.....	55.....	33-22
Green Bay Packers.....	51.....	31-20
San Francisco 49ers.....	50.....	30-20
New York Giants.....	48.....	24-24
MINNESOTA VIKINGS.....	46.....	19-27
New England Patriots.....	46.....	28-18
Indianapolis Colts.....	45.....	22-23
Oakland Raiders.....	43.....	25-18
St. Louis Rams.....	43.....	19-24



HISTORY

VIKINGS LORE

FRANCHISE FOUNDED – Minnesota was granted an NFL franchise at the league owners' meetings in Miami on Jan. 28, 1960. The team began play in 1961. The founding group consisted of Max Winter, E. William Boyer, H.P. Skoglund, Ole Haugsrud and Bernard H. Ridder, Jr.

ROSE NAMED GENERAL MANAGER – In August 1960, former Los Angeles Rams Public Relations Director Bert Rose was named the team's first General Manager.

TEAM NICKNAMED – In one of his first moves with the team, Bert Rose recommended the nickname "Vikings" to the Board of Directors. The name was selected because it represented both an aggressive person with the will to win and the Nordic tradition in the northern Midwest.

FIRST COLLEGE DRAFT – On Dec. 27, 1960, RB Tommy Mason of Tulane was taken with the 1st overall choice and the first-ever draft pick utilized by the Vikings. Also selected that year were QB Fran Tarkenton (3rd round) and DB Ed Sharrockman (5th round).

FIRST HEAD COACH – Norm Van Brocklin was selected as the first head coach in franchise history on Jan. 18, 1961. He retired as a player in 1960 after 12 seasons in the NFL as a Hall of Fame QB who led Philadelphia to the NFL title in his final season on the field in 1960. Known as "The Dutchman" his tenacious style was infamous as a player and coach.

EXPANSION DRAFT – Following the 1960 season, the Vikings were allowed to select 3 players from the roster of each team after each team was allowed to protect 30 of their 38 players. Dallas, a 1960 expansion team, was exempt from this process. Among the future Vikings stalwarts selected in the Jan. 26, 1961 Expansion Draft were OL Gary Alderman (Detroit) and RB Hugh McElhenny (San Francisco).

ASSIGNED CONFERENCE – On April 12, 1961, the NFL assigned the Vikings to the Western Conference. Minnesota joined Baltimore, Chicago, Detroit, Green Bay, Los Angeles and San Francisco in the conference.

TRAINING CAMP OPENS IN BEMIDIJ – The fledgling Vikings opened their debut training camp on the campus of Bemidji State University on July 7, 1961.

FIRST GAME – In the first game in franchise history, the Vikings played the Dallas Cowboys in a preseason game in Sioux Falls, SD, on Aug. 5, 1961. The Cowboys defeated the Vikings, 38-13.

FIRST HOME GAME – The Minnesota Vikings played the Los Angeles Rams in preseason action at Metropolitan Stadium in Bloomington, MN, on Sept. 10, 1961, the team's first game in the Twin Cities. The Rams defeated the Vikings, 21-17.

FIRST REGULAR-SEASON GAME – In a stunning upset, the Vikings defeated the Chicago Bears, 37-13, at Metropolitan Stadium in the Vikings' first NFL regular-season game on Sept. 17, 1961. Kicker Mike Mercer scored the first points in team history with a 12-yard field goal. Bob Schnelker scored the team's first touchdown on a 14-yard pass from Fran Tarkenton. In his NFL debut Tarkenton came off the bench to complete 17-of-23 passes for 250 yards and 4 touchdowns.

FIRST PRO BOWLERS – On Jan. 14, 1962, RB Hugh McElhenny and WR Jerry Reichow became the first Vikings to compete in the Pro Bowl. They were part of the Western Conference All-Stars who beat the Eastern Conference squad, 31-30, at the Los Angeles Coliseum.

FIRST ALL-PRO – In 1963 RB Tommy Mason, who was the team's first ever draft choice, was the first Vikings player to earn All-Pro recognition. He was a consensus pick after rushing for 763 yards and 7 touchdowns on 166 carries (4.6 avg.).

FINKS HIRED – On Sept. 11, 1964, Jim Finks was named the team's second general manager, succeeding Bert Rose, who resigned in June, 1964. Finks previously had served as general manager for Calgary of the Canadian Football League for 7 years.

FIRST WINNING SEASON – Minnesota won its final 3 regular-season games in 1964 to achieve the first winning season in team history with an

8-5-1 record. The Vikings tied for 2nd in the NFL Western Conference behind Baltimore.

MET EXPANDED – A new grandstand was constructed on the east side of Metropolitan Stadium that increased capacity from 41,200 to 47,200. The new seats were formally dedicated on Aug. 20, 1965, when Minnesota played Philadelphia in a preseason game.

NFL RE-ALIGNED – On Dec. 2, 1966, Minnesota, Chicago, Detroit and Green Bay were chosen to make up the newly-formed Central Division of the Western Conference of the NFL.

VAN BROCKLIN RESIGNS – After compiling a 29-51-4 record while leading the Vikings in their first six years of existence, Head Coach Norm Van Brocklin resigned in Feb. 11, 1967. His best season was 1964, when he led the team to a tie for 2nd place in the NFL Western Conference with an 8-5-1 record.

TARKENTON TRADED – On March 7, 1967, QB Fran Tarkenton is traded to the NY Giants for a 1st and 2nd-round choice in 1967, a 1st-round choice in '68 and a 2nd-round choice in '69. With the picks Minnesota selected Clinton Jones and Bob Grim in '67, Nor Rony in '68 and Ed White in '69.

GRANT NAMED HEAD COACH – Bud Grant was named the 2nd head coach in Vikings history on March 10, 1967. He came to Minnesota after leading the Winnipeg Blue Bombers to 4 Grey Cup titles in 10 years as head coach.

FIRST DIVISION TITLE – On Dec. 15, 1968 the Vikings defeated the Philadelphia Eagles, 24-17, at Franklin Field then retired to the dressing room to listen to the Chicago-Green Bay game on the radio. Minnesota needed the Bears to lose to clinch the Vikings' 1st Division title. Chicago tried to rally from a 28-10 4th quarter deficit but eventually fell 28-17.

FIRST PLAYOFF GAME – On Dec. 22, 1968, in the first playoff game in franchise history, the Colts defeated the Vikings, 24-14, in the Western Conference Championship Game at Baltimore's Memorial Stadium. Minnesota trailed 21-0 in the 4th quarter but a late rally fell short.

SECOND DIVISION TITLE – On Nov. 27, 1969, the Vikings shut out Detroit, 27-0, at Tiger Stadium to clinch the franchise's 2nd division title. The victory over the Lions was the 10th of a 12-game win streak, the longest in the NFL in 35 years. Minnesota finished the season with the NFL's best record (12-2) of '69.

FIRST PLAYOFF WIN – On Dec. 27, 1969, in the first NFL playoff game in Minnesota, the Vikings came from behind to defeat the LA Rams, 23-20, in the Western Conference Championship Game. Minnesota overcame deficits of 17-7 at halftime and 20-14 in the 4th quarter for the franchise's 1st postseason win.

FIRST NFL CHAMPIONSHIP GAME – The Vikings defeated the Browns, 27-7, in the NFL Championship Game on Jan. 4, 1970, at Metropolitan Stadium. Minnesota became the 1st modern NFL expansion team to win an NFL Championship

Game. The Vikings dominated the game, leading 27-0 at one point.

FIRST SUPER BOWL – On Jan. 11, 1970, the Vikings lost to Kansas City, 23-7, in Super Bowl IV at Tulane Stadium in New Orleans. Not only was the game the 1st Super Bowl in franchise history, but it was the 1st Super Bowl played by a modern expansion team.

AFL-NFL MERGER LEADS TO RE-ALIGNMENT – In January 1970 the modern NFL was divided into the American Conference (AFC) and National Conference (NFC) with an Eastern, Central and Western Division in each Conference. Minnesota is assigned to the NFC Central with foes Chicago, Detroit and Green Bay.

THIRD DIVISION TITLE – On Dec. 5, 1970, the Vikings defeated the Bears, 16-13, at Metropolitan Stadium to clinch their 3rd straight division title. Minnesota hosted San Francisco in a divisional playoff game but lost, 17-14. For the 2nd consecutive season, the Vikings had the league's best record with a 12-2 mark.

FOURTH DIVISION TITLE – On Dec. 11, 1971, the Vikings defeated the Lions, 29-10, at Metropolitan Stadium to clinch their 4th-straight division title. Minnesota finished the year with an 11-3 mark, which tied Dallas for the league's best record in '71. The Vikings lost to the eventual Super Bowl champion Cowboys, 20-12, in a divisional playoff game at Metropolitan Stadium.

PAGE NAMED NFL'S MVP – In 1971 Alan Page became the first defensive player to be named the Most Valuable Player of the National Football League by the Associated Press. Page headed a Vikings defense that held opponents to fewer than 10 points a game to lead the league in scoring defense for the 3rd consecutive year.

VIKINGS RE-AQUIRE TARKENTON – On January 27, 1972 the Vikings traded Norm Snead, Bob Grim, Vince Clements and a 1st-round choice in '72 and '73 to the NY Giants for Fran Tarkenton.

BOYER PASSES AWAY – On February 19, 1973 E. William Boyer passed away. He was one of the prime forces in the drive to bring an NFL franchise to Minnesota. Boyer was president of the Vikings from 1960-64 and sat on the Board of Directors for the first 12 years of the team's existence. He was replaced on the team's Board of Directors by his son-in-law Jack Steele.

FIFTH DIVISION TITLE – The Vikings began the '73 season with 9 straight victories and clinched the NFC Central championship before they even lost a game. Minnesota clinched the division crown by defeating Detroit, 28-7, at Metropolitan Stadium on Nov. 11, 1973. The Vikings finished with a 12-2 mark, which tied for the best record in the league that year.

SECOND SUPER BOWL – On Jan. 13, 1974, the Vikings played in the 2nd Super Bowl in franchise history against the Miami Dolphins at Rice Stadium in Houston, TX. The Dolphins prevailed, 24-7. Minnesota earned the trip to Super Bowl VIII by defeating Dallas, 27-10, in the NFC Championship game.



Jim Marshall chases down Gale Sayers at Metropolitan Stadium in a matchup vs. the Chicago Bears on Nov. 2, 1969. The Vikings won the contest, 31-14, and went on to win the 2nd division title in team history later that season.

FINKS RESIGNS – After the 1973 season, Executive Vice President and General Manager Jim Finks resigned. Under Finks, who was hired in 1964, the Vikings won 5 division titles and appeared in 2 Super Bowls. He also hired Bud Grant as head coach in '67.

SIXTH DIVISION TITLE – On Dec. 1, 1974, the Vikings clinched the NFC Central crown by defeating the Saints, 29-9, at Metropolitan Stadium, while the Packers lost, 36-14, at Philadelphia. Minnesota tied for the best record in the NFC with a 10-4 mark.

THIRD SUPER BOWL – The Vikings played in their 2nd straight Super Bowl, losing to the Pittsburgh Steelers, 16-6, at Tulane Stadium in New Orleans on Jan. 12, 1975. Minnesota earned a trip to Super Bowl IX by defeating the Los Angeles Rams, 14-10, at Metropolitan Stadium on Dec. 29, 1974.

FRONT OFFICE CHANGES – In the spring of 1975, Max Winter, one of the team's founders and its president since 1965, took over active management of the franchise. In addition, Mike Lynn, who was hired as an assistant to the president on Aug. 15, 1974, was named the team's general manager.

SEVENTH DIVISION TITLE – The Vikings clinched their 3rd straight NFC Central title and their 7th division championship in 8 years on Thanksgiving Day Nov. 27, 1975, when the Lions lost to the Rams, 20-0. Minnesota won 10 consecutive games to start the season and finished the year with the best record (12-2) in the NFL. The Vikings were upset, 17-14, in the divisional playoffs at Metropolitan Stadium on Dec. 28, 1975, when the Dallas Cowboys scored on a last minute 50-yard touchdown pass.

TARKENTON NAMED LEAGUE MVP – Quarterback Fran Tarkenton was named the NFL's Most Valuable Player for 1975 after leading the Vikings to the league's best record (12-2). He led the NFL and finished 2nd in the NFL in passing with a 51.7 rating. He completed 273-of-425 passes for 2,994 yards and 25 TDs with 13 INTs.

HAUGSRUD DIES – Ole Haugsrud passed away on March 13, 1976. He was one of the prime forces in the drive to bring an NFL franchise to Minnesota. Haugsrud sat on the Board of Directors for 16 years of the team's existence. He was replaced on the team's Board of Directors by his widow Margaret Haugsrud.

EIGHTH DIVISION TITLE – The Vikings clinched their 4th consecutive NFC Central championship and their 8th division title in 9 years by defeating the Packers, 17-10, at Milwaukee County Stadium on Nov. 21, 1976. Minnesota finished the season with the best record in the NFC at 11-2-1.

FOURTH SUPER BOWL – The Vikings played in their 3rd Super Bowl in 4 years against the Oakland Raiders at the Rose Bowl in Pasadena, CA, on Jan. 9, 1977. Minnesota lost, 32-14. The Vikings earned a trip to Super Bowl XI by defeating the Rams, 24-13, at Metropolitan Stadium on Dec. 26, 1976, in what ended up being the last Vikings playoff game at the Met.

KAPLAN NAMED TO BOARD – In 1977 team attorney Sheldon Kaplan was named to the Vikings Board of Directors. He replaced Bernard H. Rider, Jr., who was one of the team's 5 founders.

NINTH DIVISION TITLE – The Vikings clinched the NFC Central crown on the season's final weekend by defeating the Lions, 30-21, in Detroit on Dec. 17, 1977. Minnesota wrapped up its 5th straight NFC Central title and its 9th division crown in 10 seasons.

FOURTH NFC CHAMPIONSHIP GAME – On Jan. 1, 1978 the Vikings played Dallas in their 4th NFC Championship Game in 5 years at Texas Stadium. Minnesota lost 23-6 to the Super Bowl champs.

CHANGES ON BOARD – John Skoglund and Vikings General Manager Mike Lynn were named to the team's Board of Directors replacing Margaret Haugsrud and H.P. Skoglund, who was one of the team's founders and passed away on November 5, 1977. Haugsrud joined the board in 1976, replacing her husband Ole, who passed away.

TENTH DIVISION TITLE – Despite losing in the regular-season finale to the Raiders, 27-20, on Dec. 17, 1978, at Oakland-Alameda County Coliseum, the Vikings captured the NFC Central title when the Packers, who played at the same

time as Minnesota, lost to the Rams, 31-14, at the LA Coliseum. It was the Vikings' 6th straight NFC Central crown and their 10th division championship in 11 years.

METRODOME GROUND BREAKING – In December, 1979, ground was broken for construction of the Hubert H. Humphrey Metrodome in downtown Minneapolis. The stadium, which will house both the Vikings and Twins, was scheduled to open in April, 1982.

11TH DIVISION TITLE – Minnesota clinched its 7th NFC Central title in 8 years by defeating the Browns, 28-23, at Met Stadium on Dec. 14, 1980. It also was the Vikings' 11th division title in 13 seasons. Minnesota lost to the NFC Champion Eagles, 31-16, at Veterans Stadium on Jan. 3, 1981 in the divisional playoffs.

WINTER PARK OPENS – On May 15, 1981, the Vikings moved into a new facility in Eden Prairie that houses the team's offices, locker room and practice fields. The complex was named "Winter Park" after Max Winter, one of the Vikings founders who served as the team's president from 1965-87.

FAREWELL MET – On Dec. 20, 1981, the Vikings hosted the Chiefs in Minnesota's final game at Metropolitan Stadium. The Vikings lost, 10-6. The final points at the stadium were scored on a 33-yard field goal by Minnesota kicker Rick Danmeier. The last Vikings touchdown at Met Stadium was scored on a 6-yard run by Ted Brown against Green Bay on Nov. 29, 1981.

METRODOME OPENS – The Vikings played their 1st game at the Metrodome in a preseason matchup against Seattle on Aug. 21, 1982. Minnesota prevailed, 7-3. The 1st touchdown in the new facility was scored by Joe Senner on an 11-yard pass from Tommy Kramer. The 1st regular-season game in the Metrodome was the 1982 opener on September 12, when the Vikings defeated Tampa Bay, 17-10. Ricky Young scored the 1st regular-season touchdown in the facility on a 3-yard run in the 2nd quarter.

12TH PLAYOFF APPEARANCE – In a strike-shortened 9-game 1982 season, the Vikings won 3-of-their-last-4 regular-season games to earn post-season berth.

FIRST DOME PLAYOFF GAME – On Jan. 9, 1983, the Vikings defeated Atlanta, 30-24, in a 1st-round game that was the 1st playoff matchup in the Metrodome. Minnesota lost to the eventual Super Bowl Champion Redskins, 21-7, in the NFC semi-finals at RFK Stadium on Jan. 15, 1983.

GRANT RETIRES – On Jan. 27, 1984, Bud Grant retired as Head Coach of the Vikings. In 17 seasons Grant led Minnesota to 12 playoff appearances, 11 division titles and 4 Super Bowls. His career regular-season record was 151-87-5 (.632).

STECKEL HIRED – Les Steckel, who was an offensive assistant with the Vikings for 5 seasons, was named the 3rd head coach in franchise history on Jan. 29, 1984. Steckel, who came to the Vikings in 1979 after working as an assistant with the 49ers, was the youngest head coach in the NFL in '84 at age 38.

GRANT RETURNS – On Dec. 18, 1984, Bud Grant was re-hired as head coach. He replaced Les Steckel who guided the team in 1984 after Grant retired following the 1983 season.

GRANT RE-RETIRES – On Jan. 6, 1986 following the 1985 season, Bud Grant retired as head coach of the Vikings. He originally retired after the 1983 season but returned in '85. At the time of his retirement he was the 6th winningest coach in NFL history with 168 career wins, including playoffs. In 18 seasons he led the team to a 158-96-5 regular-season record.

BURNS HIRED – Longtime Vikings assistant coach Jerry Burns was named the 4th head coach in team history on Jan. 6, 1986. He served as the Vikings offensive coordinator from 1968-85, when the team won 11 division titles and played in 4 Super Bowls.

TARKENTON ENSHRINED – On Aug. 2, 1986, Fran Tarkenton became the 1st player who spent the majority of his career with the Vikings to be inducted into the Pro Football Hall of Fame. He retired following the 1978 season with then NFL career records for passing yards (47,003), completions (3,686) and touchdown passes

(342). He led the team to 6 NFC Central titles, 4 NFC Championship Games and 3 Super Bowls.

13TH PLAYOFF APPEARANCE – Despite a strike replacement unit that saddled the Vikings with 3 losses, the team made the playoffs as a wild-card entrant with an 8-7 record in 1987. It was the team's 1st postseason appearance under Jerry Burns, who was in his 2nd season as the Vikings head coach.

FIFTH NFC CHAMPIONSHIP GAME – The Vikings played the Redskins in the NFC Championship Game on Jan. 17, 1988, at RFK Stadium. Trailing 17-10, the Vikings drove to the Redskins' 6-yard line with a little over a minute left in the game but failed to get the ball into the end zone. Minnesota upset New Orleans, 44-10, at Candlestick Park in the first 2 rounds of the playoffs to earn a trip to the conference title game.

BOARD ADDS MEMBERS – Four people were added to the Vikings Board of Directors in 1988. Joining Max Winter, John Skoglund, Jack Steele, Sheldon Kaplan and Mike Lynn were Wheelock Whitney, Jay Dyer, Irwin Jacobs and Carl Pohlad.

PAGE ENSHRINED – On July 30, 1988, Alan Page became the 2nd player who spent the majority of his career with the Vikings to be inducted into the Pro Football Hall of Fame. Drafted by Minnesota in the 1st round in 1967, Page made the Pro Bowl 9 times. In 1971 he became the 1st defensive player to be named the NFL's Most Valuable Player by Associated Press. Page played on teams that won 10 NFC Central titles and played in 4 Super Bowls.

14TH PLAYOFF APPEARANCE – The Vikings won 6-of-their-last-7 games in 1988 to earn a wild-card berth into the playoffs. Minnesota finished with an 11-5 record then defeated the Rams, 28-17, on December 26 in a first-round playoff game at the Metrodome. The Vikings fell the following week to eventual Super Bowl winner San Francisco at Candlestick Park.

REMAINING FOUNDER LEAVES BOARD – In 1989, Max Winter, the last of the original 5 Vikings' founders on the team's Board of Directors, left the board. He also served as the team's president from 1965-87. He was replaced on the board by Gerald Schwalbach.

WALKER ACQUIRED – On Oct. 12, 1989, the Vikings acquired Herschel Walker from Dallas for Issiac Holt, David Howard, Darrin Nelson, Jesse Solomon, Alex Stewart, a 1st-round choice in 1992, conditional 1st-round choices in 1990 and '91, conditional 2nd-round choices in 1990, '91 and '92, and a conditional 3rd-round choice in 1992. The final result of the trade gave the Vikings Walker, a 3rd (Mike Jones), 5th (Reggie Thornton) and 10th-round choice (Pat Newman) in 1990 and a 3rd-round choice in 1991 (Jake Reed), while Dallas received all 5 players, a 1st, 2nd and 6th-round choice in 1990, a 1st and 2nd-round choice in 1991 and a 1st, 2nd and 3rd-round choice in 1992.

12TH DIVISION TITLE – The Vikings captured their 12th division title since 1968 by defeating the Cincinnati Bengals, 29-21, at the Metrodome in a Monday night game on Christmas Day in 1989. It also was Minnesota's 15th postseason appearance in the past 22 years. The Vikings finished the season with a 10-6 record but lost to eventual Super Bowl Champion San Francisco, 41-13, at Candlestick Park in the divisional playoffs on Jan. 6, 1990.

HEADRICK NAMED TEAM PRESIDENT – On Jan. 1, 1991, Roger Headrick became president and CEO of the Vikings. He replaced Mike Lynn as the person in charge of day-to-day operations of the club. In addition Headrick and Philip Maas replaced Jack Steele and Sheldon Kaplan on the board of directors.

BURNS RETIRES – On Dec. 3, 1991, Jerry Burns announced his retirement effective at the end of the season. In 6 seasons as Head Coach of the Vikings, Burns compiled a career record of 52-43 (.547). He also led Minnesota to 3 playoff appearances, including a division title and an NFC Championship Game.

CHANGES ON BOARD – On Dec. 16, 1991, the team's ownership structure was reorganized. Irwin Jacobs and Carl Pohlad sold their shares to a group consisting of Vikings President/CEO Roger Headrick, John Skoglund, Jaye Dyer, Philip Maas, Mike Lynn, Wheelock Whitney, James Binger, Bud Grossman, Elizabeth MacMillan and Carol Sperry.

GREEN NAMED HEAD COACH – On Jan. 10, 1992, Dennis Green was named the 5th Head Coach in team history. He came to Minnesota after turning around a struggling Stanford University football program as head coach there from 1989-91.

13TH DIVISION TITLE – On Dec. 20, 1992 the Vikings defeated the Steelers, 6-3, at Three Rivers Stadium to earn the franchise's 13th division title. It also was Minnesota's 16th playoff season since 1968. Dennis Green also posted the most victories (11) and the 1st division title by a 1st-year head coach in team history. The Vikings lost to the defending Super Bowl champion Redskins, 24-7, in a 1st-round playoff game at the Metrodome on Jan. 2, 1993.

17TH PLAYOFF APPEARANCE – In 1993, for the first time since 1974, the Vikings won their final 3 regular-season games to earn a Wild-Card playoff berth. It was the team's 17th postseason appearance since 1968. Minnesota lost to the Giants, 17-10, in Giants Stadium in a first-round playoff game on Jan. 9, 1994.

MOON ACQUIRED – On April 14, 1994 the Vikings traded a 4th-round draft choice in 1994 and a 3rd-round draft choice in 1995 to the Houston Oilers for quarterback Warren Moon, who has thrown for more yardage and touchdowns as a professional than any other player. He set team season records for passing yards (4,264) in '94 and for completions (377) and touchdown passes (33) in '95.

GRANT ENSHRINED – On July 30, 1994, Bud Grant was inducted into the Pro Football Hall of Fame. He coached the Vikings from 1967-83 then again in '85. During his tenure Minnesota made the playoffs 12 times, won 11 division titles and played in 4 Super Bowls. Grant was the first person to be elected to the Pro Football Hall of Fame and the Canadian Football League Hall of Fame.

14TH DIVISION TITLE – On the final day of the 1994 regular season, the Vikings defeated the 49ers, 21-14, in a Monday night game to earn their 2nd NFC Central title in 3 seasons and their 3rd straight playoff berth. It also was Minnesota's 14th division title and 18th postseason appearance since 1968. Dennis Green became only the 7th NFL coach to lead his team to the playoffs in his first 3 seasons.

FINKS ENSHRINED – Former Vikings General Manager Jim Finks was inducted into the Pro Football Hall of Fame on July 25, 1995. During his decade with Minnesota, the team won 5 division titles and appeared in 2 Super Bowls. Finks passed away on May 8, 1994, and was inducted posthumously, represented by his family.

WINTER PASSES AWAY – Max Winter, who served as the owner and President of the Vikings from 1965-87, passed away on July 26, 1996. He was one of the prime forces bringing an NFL franchise to Minnesota and was a big factor in the building of the Metrodome and attracting Super Bowl XXVI to the Twin Cities.



Max Winter, a Vikings founder and the namesake of Winter Park, helped bring Super Bowl XXVI to the Twin Cities.

19TH PLAYOFF APPEARANCE – On Dec. 15, 1996, the Vikings defeated the Buccaneers, 21-10, in the Metrodome. After a Washington loss to Arizona later that day, Minnesota was guaranteed a playoff berth for the 19th time since 1968 and the 4th in 5 seasons under Dennis Green. The Vikings lost, 40-15, at Dallas in a first-round game on Dec. 28, 1996.

20TH PLAYOFF APPEARANCE – On Dec. 21, 1997, the Vikings beat the Colts in the regular season finale to reach the playoffs for the 20th time in team history and the 5th time in 6 seasons under Dennis Green. The Vikings went on the road and came back from 16 points down to defeat the NY Giants 23-22 at the Meadowlands on Dec. 27, 1997. It was the biggest comeback win in team playoff history and the 5th biggest postseason comeback in NFL history. The following week the Vikings lost, 38-22, to the San Francisco 49ers at 3Com Park in the Divisional Playoffs on Jan. 3, 1998.

KRAUSE ENSHRINED – On August 1, 1998, Paul Krause was inducted into the Pro Football Hall of Fame. Krause played free safety with the Vikings from 1968-79 and the Redskins from 1964-67. He holds the NFL record for career interceptions with 81. Krause was selected to 8 Pro Bowls in his 15-year career.

BOARD AGREES TO SELL – On July 3, 1998, The Minnesota Vikings 10 owners voted unanimously to accept the bid of Texas businessman B.J. "Red" McCombs to purchase the Vikings.

NFL APPROVES MCCOMBS – On July 28, 1998, the NFL owners unanimously approved Red McCombs' purchase of the Vikings, finalizing the change of ownership from the 10 previous owners to sole ownership by McCombs.

GREEN CONTRACT EXTENDED – Head Coach Dennis Green received a 3-year contract extension on September 5, the day before the 1998 opener vs. Tampa Bay.

VIKINGS 15 WINS BEST IN TEAM HISTORY – The Vikings won their 15th NFC Central Division title in 1998 and became only the 3rd team in NFL history to go 15-1 through the regular season with their 26-16 win at Tennessee in the regular season finale. The Vikings also established a new NFL scoring record with 556 points, breaking the mark of 541 set by the 1983 Redskins.

SIXTH NFC CHAMPIONSHIP GAME – The Vikings hosted Atlanta in the 6th NFC Championship game in franchise history with a berth in Super Bowl XXXIII on the line. The teams played to a 27-27 deadlock during regulation, forcing the game into overtime where the Falcons claimed a 30-27 win. It was the first NFC Championship game played in the Metrodome.

22ND PLAYOFF APPEARANCE – The Vikings turned their 1999 season around, winning eight of the final 10 games to finish 10-6 and host a 1st-round playoff game vs. Dallas. Robert Smith set a team post-season record with 140 rushing yards in the 27-10 win over the Cowboys. The Vikings fell 49-37 to eventual Super Bowl XXXIV champion St. Louis in the Divisional Round at the TWA Dome.

CARTER NAMED MAN OF THE YEAR – Cris Carter was honored as the first recipient of the Walter Payton NFL Man of the Year Award for civic involvement, charity work and displaying high character on January 29, 2000, in a ceremony during Super Bowl week in Atlanta. The award was re-named after Payton, a Hall of Fame running back who died in 1999.

SMITH BREAKS TEAM RUSHING RECORD – Robert Smith surpassed Chuck Foreman's 20-year-old career rushing record in the team's 28-16 win at Chicago (10/15/00). Smith ended his career with 6,818 yards. He also established a new team record with 1,521 rushing yards on the season and held the team record with 29 career 100-yard games at the time of his retirement.

40TH ANNIVERSARY TEAM ANNOUNCED – The Vikings celebrated their 40th season of NFL football in 2000, highlighted by a luncheon on November 30 to introduce the Vikings 40th Anniversary Team. That night the Vikings topped Detroit 24-17 and Cris Carter caught his 1,000th pass on a 4-yard TD from Daunte Culpepper. Carter was only the 2nd player in NFL history to record 1,000 career receptions.

16TH DIVISION TITLE – The Vikings overcame every critic's expectations in 2000 to post an 11-5 regular-season record, win the franchise's 16th NFC Central title and made the 23rd playoff appearance in team history, ending in the 7th NFC Championship game at Giants Stadium.

YARY ENSHRINED – On August 4, 2001, Ron Yary was enshrined in the Pro Football Hall of Fame. Yary played 14 seasons with Minnesota and played in 4 Super Bowls and 7 Pro Bowls during his career.

TICE REPLACES GREEN – On January 4, 2002, Mike Tice replaced Dennis Green on the sideline for the Vikings. Tice coached the 2001 regular season finale at Baltimore. Green assembled a 97-52 regular season record at the helm of the Vikings. Green led the team to 4 NFC Central Division titles and twice played in the NFC Championship game. Green's teams made the playoffs in 8 of his 10 seasons.

TICE NAMED HEAD COACH – On January 10, 2002 Mike Tice was named the 6th Head Coach in Vikings history. Tice is the 3rd of the 6 Vikings Head Coaches to be promoted from within the team's coaching ranks but is the 1st Head Coach to have played for the Vikings.

NFL RE-ALIGNS – The 2002 season marked the re-alignment of the NFL, as the League expanded to 32 teams when the Houston Texans joined as an expansion franchise. The NFL re-aligned into 8 divisions of 15 teams each. The Vikings moved into the newly-formed NFC North after years in the NFC Central.

VIKINGS LEAD NFL IN RUSHING – The 2002 Vikings led the NFL in rushing for the first time in team history with 2,507 yards for the season, an average of 156.7 yards per game. The team also established an NFL mark by becoming the 1st team to make a successful 2-point conversion to win a game when Daunte Culpepper scored on a 2-point run with :05 remaining in the game to give the Vikings a 32-31 win at New Orleans on December 15, 2002. Culpepper proved to be a dangerous runner himself in 2002, setting team records for attempts (106), yards (609) and rushing TDs (10) by a QB.

VIKINGS OFFENSE RANKS #1 – The 2003 Vikings became the 1st squad in franchise history to finish the season with the #1 ranked offense in the NFL, averaging 393.4 yards per game and scoring an average of 26.0 points per game.

ELLER ENSHRINED – On August 8, 2004, Carl Eller was enshrined in the Pro Football Hall of Fame. Eller, the Vikings career sacks leader, was a member of the vaunted Purple People Eaters defense.

WILF FAMILY TAKES OWNERSHIP – An investment group led by brothers Zygmunt and Mark Wilf were unanimously approved as the new owners of the Vikings by their fellow NFL owners on May 25, 2005. The Wilfs, owners of a real estate development company in New Jersey, took ownership in mid-June from former owner Red McCombs, who had owned the club since 1998. Joining the Wilfs ownership group is cousin Leonard Wilf, Reggie Fowler, David Mandelbaum and Alan Landis.

CHILDRESS TAKES THE HELM – The Vikings named Brad Childress the 7th head coach in the history of the franchise on January 6, 2006. Childress comes to the Vikings after seven seasons with the Philadelphia Eagles, spending the 2002-05 seasons as offensive coordinator.

VIKINGS UNVEIL NEW UNIFORMS – The franchise made the most dramatic change to its uniforms in the history of the team during the 2006 offseason. The team unveiled the new uniforms before an enthusiastic crowd at Mall of America on April 27, 2006.

VIKINGS SEND 4 LINEMEN TO PRO BOWL – The 2006 Vikings strong play along the defensive and offensive lines was recognized league-wide as C Matt Bark, G Steve Hutchinson, DT Kevin Williams and DT Pat Williams all earned Pro Bowl honors.

ROOKIE RUNS TO RECORDS – In only his 5th NFL game, rookie RB Adrian Peterson broke the team record for rushing yards in a game with 224 at Chicago (10/14/07). Three weeks later he topped that by setting the NFL single-game rushing record with 296 yards vs. San Diego (11/4/07). He went on to lead the NFC in rushing

with 1,341 yards, was named All-Pro, NFL Offensive Rookie of the Year, started in the Pro Bowl and took home game MVP honors.

SOLID 7 EARN PRO BOWL TRIPS – The Vikings sent 7 players to Hawaii for the Pro Bowl, the most to earn the honor since the 2000 season. The team was represented by C Matt Birk, G Steve Hutchinson, S Darren Sharper, FB Tony Richardson, DT Kevin Williams, DT Pat Williams and RB Adrian Peterson.

BLOCKBUSTER TRADE LANDS ALLEN – The Vikings struck a deal with Kansas City to trade 2007 NFL sack leader DE Jared Allen to the club for the Vikings 1st-round (#17 pick) in the 2008 Draft, a pair of 3rd-round picks in 2008 and a swap of 6th-round choices.

VIKINGS CLAIM FIRST NFC NORTH TITLE – The Vikings rattled off 9 wins in their last 12 games to capture their 1st division title since 2000 and the team's 1st NFC North Championship since the NFC Central was realigned in 2002. The Vikings hosted a playoff game for the 1st time since 2000.

PETERSON LEADS NFL IN RUSHING – Second-year RB Adrian Peterson set a team record with 1,760 yards rushing to become the 1st-ever Viking to lead the NFL in rushing. Peterson broke the 100-yard barrier 10 times during the season and became just the 5th player in NFL history to rush for more than 3,000 yards in his 1st 2 seasons (3,101).

RUSHING DEFENSE DYNASTY – The Vikings became the first defense since the 1970 merger to rank No. 1 in the NFL against the run for 3 straight years. Minnesota gave up just 76.9 yards per game to lead the league.

VIKINGS LOSE FOUNDING FATHER – One of the Vikings original stockholders and most-ardent supporters, Don McNeely passed away in March of 2009. In addition to his role in helping build the Vikings tradition, McNeely was revered as one of Minnesota's great philanthropists. McNeely was an ardent supporter of the arts and also donated large gifts to the Minnesota State Fair, St. John's University, the Warner Nature Center and the Como Conservatory.

McDANIEL ENSHRINED – G Randall McDaniel was inducted in the Pro Football Hall of Fame on August 8, 2009. McDaniel started 12 consecutive Pro Bowls (1989-2000), 202 consecutive games and missed only 2 games his entire career after being a 1st-round pick by the Vikings in 1988.

FAVRE SIGNS WITH VIKINGS – A long-time nemesis, Brett Favre signed with the Vikings on August 18, 2009. Favre went on to have the best statistical season of his career, throwing for 4,202 yards, 33 TDs and 7 INTs with a 107.2 passer rating, while also setting the NFL record for consecutive games started, a mark formerly held by Vikings legend Jim Marshall.

BACK-TO-BACK DIVISION TITLES – The Vikings finished the regular season with a 12-4 mark to capture its 2nd consecutive NFC North title. It marked the first time Minnesota achieved the feat since 1977-78.

HARVIN NAMED ROOKIE OF THE YEAR – Rookie WR/KR Percy Harvin burst on the scene and earned Associated Press Offensive Rookie of the Year and was also named Pro Football Weekly/PFWA Offensive Rookie of the Year and Pepsi NFL Rookie of the Year. Harvin set team records with 2,081 all-purpose yards and 2 TDs on kick returns, while sharing the NFL rookie lead with 60 receptions for 790 yards. He earned a Pro Bowl berth as a return man.

10 VIKINGS EARN PRO BOWL BERTHS – The Vikings led the NFL and tied a team record with 10 players earning Pro Bowl honors. The unit featured 4 players who made their 1st Pro Bowl-Heath Farwell, Bryant McKinnie, Sidney Rice and Percy Harvin. They were joined by Brett Favre, Steve Hutchinson, Adrian Peterson, Jared Allen, Kevin Williams and Antoine Winfield.

EIGHTH NFC CHAMPIONSHIP GAME – The Vikings traveled to New Orleans in the 8th NFC Championship game in franchise history for a chance to play in Super Bowl XLIV in South Florida. The teams played to a 28-28 tie in regulation, forcing the game into OT where the Saints hit a 40-yard FG in the extra period to claim a 31-28 victory.

RANDLE ENSHRINED – DT John Randle was inducted into the Pro Football Hall of Fame on August 7, 2010 following a 14-year career, including 11 years as a Vikings (1990-2000). He was named to NFL Team of the Decade for the 1990s and led or tied for the team lead in sacks 9 times in his 11 Vikings seasons.

FRAZIER REPLACES CHILDRESS AFTER 10 GAMES – Defensive Coordinator/Asst. Head Coach Leslie Frazier took over coaching the team after 10 games in 2010 when Brad Childress was replaced. Frazier won his 1st game as Interim Head Coach on 11/28/10 at Washington.

ROOF COLLAPSE CAUSES CHAOTIC 2010 – Heavy snows and inclement weather caused the Metrodome roof to collapse in the early morning hours of December 12, 2010, forcing the final 2 home games of the 2010 season to be moved from the facility. The Vikings played host to the NY Giants in Detroit at Ford Field on 12/13 and the club's final home game was played at the University of Minnesota's TCF Bank Stadium, a Monday Night Football contest against Chicago on 12/20. The team had a road game against Philadelphia postponed due to weather from Sunday night, 12/26, to Tuesday night, 12/28.

50 GREATEST VIKINGS CAPS 50TH SEASON CELEBRATION – Vikings legends reunited for a celebration of the storied history of the Vikings' franchise during a weekend of activities leading up to the Monday Night Football game versus Chicago on December 20, 2010. The team unveiled the 50 greatest Vikings and they were introduced to fans at halftime of the snowy game at TCF Bank Stadium. The snowy atmosphere was fitting and marked the first outdoor home game for the Vikings since the 1981 Met Stadium finale on 12/20/81, 30 years to the day.

FRAZIER NAMED HEAD COACH – After serving as Interim Head Coach for the final 6 games of the 2010 season, Leslie Frazier was named the Head Coach on Monday, January 3, 2011, the day after the 2010 regular season finale. Frazier posted a 3-3 mark in the interim role and during trying times as the team lost its home field due to a weather-related collapse of the Metrodome.

MADIEU WILLIAMS NAMED NFL MAN OF THE YEAR – On Feb. 6, 2011 Vikings S Madieu Williams became the 2nd Vikings player, joining Cris Carter, to earn Walter Payton Man of the Year honors from the NFL.

ALLEN BREAKS TEAM SACK RECORD – DE Jared Allen had one of the best seasons for a pass rusher in NFL history in 2011. Recording 22 sacks, Allen broke Chris Doleman's team record of 21.0 sacks in a season and fell just 5 sack short of the NFL's single-season sack record.

SPIELMAN NAMED GENERAL MANAGER – On January 3, 2012, Rick Spielman was named the team's General Manager. He had previously been the Vikings Vice President of Player Personnel from 2006-2011.

DOLEMAN ENSHRINED – DE Chris Doleman was inducted into the Pro Football Hall of Fame on August 4, 2012 following a 15-year career, including 10 with the Vikings. His 150.5 sacks was ranked fourth all-time in the NFL at the time of his retirement.

NEW STADIUM DEAL APPROVED – In May 2012, a bill for a new Minnesota Vikings stadium was passed through the Minnesota legislature and signed by Governor Mark Dayton. Funded by the Vikings, the State of Minnesota, and the City of Minneapolis, the new stadium will be located on the current Metrodome site. Ground was broke for the stadium in December of 2013.

PETERSON POSTS EPIC SEASON – Adrian Peterson had a season for the ages, coming back from severe knee injury at the end of 2012 to set a franchise record and post the 2nd-best rushing season in NFL history with 2,097 yards. Peterson broke Robert Smith's Vikings career rushing mark on to become only the 3rd Vikings player to earn Associated Press MVP honors for his efforts along with AP Offensive Player of the Year, 1st-Team All-Pro and Pro Bowl honors.

TURNAROUND EARNS PLAYOFF BERTH – The Vikings rebounded from a 3-13 mark in 2012 to go 10-6 and earn a Wild Card Playoff berth in 2013, the biggest single-season win improvement in team history at +7.

CARTER ENSHRINED – WR Cris Carter was inducted into the Pro Football Hall of Fame on August 4, 2013. Carter holds the Vikings career receptions, yards and TDs records. Carter was a 4-time All-Pro and 8-time Pro Bowler during his 16 NFL seasons.

VIKINGS HOST REGULAR SEASON HOME GAME IN LONDON – The Vikings played the 1st regular season game in franchise history outside of the United States in a 34-27 win over Pittsburgh at London's Wembley Stadium in the International Series on September 29, 2013. The Vikings had previously played a preseason game at Wembley in 1983 against the St. Louis Cardinals.

ROOKIE CORDARRELLE PATTERSON SETS UNBREAKABLE RECORD – In only his 7th career game, rookie WR/KR Cordarrelle Patterson tied an NFL record for the longest play in league history and set the mark for longest KO return with his 109-yard TD vs. Green Bay on October 27, 2013. The only other 109-yard play came in 2007 against the Vikings at Mall of America Field when Antonio Carmarrie returned a Vikings missed FG 109 yards for a score.

GROUNDBREAKING ON NEW STADIUM – Vikings ownership and management, state leaders and elected officials joined together to officially break ground on the new stadium building project on December 3, 2013.

ALL MALL OF AMERICA FIELD TEAM TEAM – Fan voting on Vikings.com selected a 27-member team and head coach of Vikings alumni that played most of their careers with the club at Mall of America Field at HHH Metrodome.

LAST GAME IN THE DOME – After calling Mall of America Field at HHH Metrodome home for 32 seasons, the Vikings played the final game in the stadium in the 2013 season finale. Minnesota topped Detroit 14-13 to send the stadium out on a winning note.

MIKE ZIMMER HIRED AS NINTH COACH IN TEAM HISTORY – Cincinnati Bengals defensive coordinator Mike Zimmer was hired as the 9th coach in Vikings history on January 15, 2014. The veteran defensive coach comes to Minnesota with 20 seasons of NFL experience under his belt and a Super Bowl victory with Dallas.

MINNESOTA AWARDED SUPER BOWL LII AT NEW STADIUM IN 2018 – Minnesota's bid for Super Bowl LII was successful when selected on May 20, 2014 as the host community for the world-renowned event. The game itself will be played at the New Minnesota Stadium but the entire greater Twin Cities metro area will accommodate the week long festivities.

VIKINGS RETURN TO OUTDOOR FOOTBALL – On August 8, 2014 in a preseason game vs. the Oakland Raiders, the Vikings returned to the elements playing outdoors for 2 seasons at TCF Bank Stadium on the campus of the University of the Minnesota while the new Minnesota Stadium is being constructed with completion scheduled in time for the 2016 season. The Vikings went 5-3 at home in their first season outdoors since 1981.

ZIMMER ERA BEGINS WITH WIN – On September 7, 2014, Head Coach Mike Zimmer won his first game in dominating fashion beating the St. Louis Rams 34-6.

NEW MINNESOTA STADIUM SELECTED FINAL FOUR SITE IN 2019 – Announced on November 14, 2014, the iconic new Minnesota Stadium was awarded 2019 NCAA Men's Final Four to be held April 6-8, 2019. Minnesota was awarded the high profile event after a multi-year bid process.

BUD GRANT WAY UNVEILED – At an unveiling ceremony on December 1, 2014, the Vikings and the city of Minneapolis honored former Head Coach Bud Grant with a street named in his honor outside of the new Minnesota Stadium.

TINGELHOFF ENSHRINED – C Mick Tingelhoff was inducted into the Pro Football Hall of Fame on August 8, 2015. Tingelhoff played in 240 consecutive games and didn't miss a game in his 17-year career. Tingelhoff was a 7-time All-League selection and was named to 6 consecutive Pro Bowls. As a part of the Tingelhoff's enshrinement, the Vikings will play the Steelers in the Hall of Fame Game scheduled for August, 9. It will be the 4th time the Vikings have participated in the Hall of Fame Game.

VIKINGS COACHING HISTORY

Years	Head Coach	Total Games	Regular Season (%)	Playoffs (%)	Overall (%)
1961-66	Norm Van Brocklin	84	29-51-4 (.369)	0-0-0 (.000)	29-51-4 (.369)
1967-83, '85	Bud Grant	281	158-96-5 (.620)	10-12-0 (.454)	168-108-5 (.607)
1984	Les Steckel	16	3-13-0 (.188)	0-0-0 (.000)	3-13-0 (.188)
1986-91	Jerry Burns	101	52-43-0 (.547)	3-3-0 (.500)	55-46-0 (.544)
1992-2001	Dennis Green	171	97-62-0 (.610)	4-8-0 (.250)	101-70-0 (.591)
2001-05	Mike Tice	67	32-33-0 (.492)	1-1-0 (.500)	33-34-0 (.493)
2006-10	Brad Childress	77	39-35-0 (.527)	1-2-0 (.333)	40-37-0 (.519)
2010-13	Leslie Frazier	55	21-32-1 (.398)	0-1-0 (.000)	21-33-1 (.391)
2014	Mike Zimmer	16	7-9-0 (.438)	0-0-0 (.000)	7-9-0 (.438)
Total		868	438-374-10 (.539)	19-27-0 (.413)	457-401-10 (.532)



Norm Van Brocklin



Bud Grant




Les Steckel



Jerry Burns



Dennis Green



Mike Tice



Brad Childress



Leslie Frazier



Mike Zimmer

Norm Van Brocklin - Named Vikings Head Coach on January 18, 1961...The former quarterback had retired from the NFL following the 1960 season after 12 professional seasons with the Los Angeles Rams (1949-57) and Philadelphia Eagles (1958-60)...The Dutchman led the Eagles to the NFL crown in 1960 and was the League MVP...Set an NFL record with 554 passing yards in the 1951 season opener...Threw for 23,511 yards and 173 TDs in his NFL career and played in 10 Pro Bowls...Inducted into the Pro Football Hall of Fame in 1971...Coached 84 games with the Vikings with a 29-51-4 record...Went on to coach the Atlanta Falcons from 1968-73...Born March 15, 1926, in Eagle Butte, SD...Died May 2, 1983...Attended the University of Oregon where he was an All-American.

Bud Grant - Named Vikings Head Coach on March 10, 1967...Came to Minnesota following a successful coaching career in the Canadian Football League with the Winnipeg Blue Bombers, leading the team to 4 Grey Cup Championships and playing in the game 6 times...Coached the Vikings in 281 total games, retiring after the 1983 season only to be coaxed back to coach the team again in 1985 before retiring for good...Led Vikings to Super Bowl IV, VIII, IX and XI...Won 11 Central Division titles and made 12 appearances in the playoffs...Member of both the CFL and Pro Football Halls of Fame...Born May 20, 1927 in Superior, WI...Resides in Bloomington, MN...An avid outdoorsman who travels the world hunting and fishing.

Les Steckel - Named Vikings Head Coach on January 29, 1984...Coached the Vikings for the 1984 season, finishing 3-13...Served as an offensive assistant with the Vikings for 5 seasons prior to taking over head coaching duties...Came to Minnesota in 1979 after working on the San Francisco 49ers staff...Was the youngest Head Coach in the NFL in 1984 at age 30...Born July 1, 1946, in Whitehall, PA...Began his playing career at Kansas as a walk-on, playing 4 seasons for the Jayhawks as a running back...Worked for Senator Robert Kennedy's campaign as a volunteer following his 1968 graduation...Joined the Marine Corps and served as an Infantry Lieutenant, seeing combat in Vietnam...Left the service in 1972 and began his coaching career at Colorado, working with the Buffaloes from 1972-76, the US Naval Academy in 1977 and the 49ers in 1978.

Jerry Burns - Named Vikings Head Coach on January 6, 1986...Served as Vikings offensive coordinator from 1968-85, guiding the team to 4 Super Bowl berths and 11 Central Division titles...Served as Vikings Head Coach 6 seasons, 1986-91...Coached the team in 101 total games, going 52-43 in the regular season and 3-3 in the playoffs...Led the Vikings to the NFC Championship game in 1987, earning upset wins at New Orleans and San Francisco along the way before falling to the Redskins 17-10 in Washington...Won the NFC Central in 1989...Coached in 6 Super Bowls, 4 as Vikings offensive coordinator and 2 as the Green Bay Packers' defensive backs coach in Super Bowls I and II...Played QB for Michigan on the 1950 Rose Bowl team...Began his coaching career in 1951 at University of Hawaii...Head Coach at the University of Iowa from 1961-65...Born January 24, 1927...Resides in Eden Prairie, MN.

Dennis Green - Named Vikings Head Coach on January 10, 1992...Came to Minnesota after reviving the Stanford University football program, serving as Head Coach from 1989-91, the only Vikings Head Coach to come directly from the college ranks...Coached 171 total games in 10 seasons with the Vikings, leading the team to 4 Central Division titles and the NFC Championship game twice...Vikings made the playoffs 8 of Green's 10 seasons and the 1998 club set the NFL single-season scoring record at 556 points, averaging 34.8 points per game...An advocate of community involvement, Green initiated Community Tuesdays, which had players active in the Twin Cities on their day off, a concept that spread to the entire National Football League...Born February 17, 1949 in Harrisburg, PA...Named NFL Coach of the Year in 1992 by the Washington Touchdown Club and in 1998 by Sports Illustrated and the Maxwell Club.

Mike Tice - Named Vikings Head Coach on January 10, 2002 after serving as the team's coach for the final regular season game of the 2001 season...Became the 1st Vikings player to go on and serve as Head Coach...Enjoyed a 14-year NFL playing career as a TE, including 1992-93, '95 with the Vikings...Played in 177 career games with Seattle, Washington and Minnesota...Originally signed by Seattle as a rookie free agent QB in 1981...Born February 2, 1959, in Bayshore, NY...Began coaching career with Minnesota Vikings as TE coach in 1996...Coached offensive line from 1997-2001 and added title of Assistant Head Coach in 2001.

Brad Childress - Named Vikings Head Coach on January 6, 2006...Led Vikings to consecutive NFC North titles in 2008-09...Won first game with Vikings over Washington on Monday Night Football...Joined the Vikings after 7 seasons with Philadelphia, working from 2002-05 as the Eagles' offensive coordinator...Helped guide Eagles to Super Bowl XXXIX...Coached at University of Wisconsin from 1991-98...Got first taste of NFL coaching with Indianapolis Colts in 1985...Started coaching career at the University of Illinois from 1978-84...Born June 27, 1956 and raised in Aurora, IL.

Leslie Frazier - Named Vikings Head Coach on January 3, 2011 after serving as Interim Head Coach for final 6 games of 2010 season, going 3-3...Finished 21-32-1 as Head Coach in the regular season...Made his first and only playoff appearance as Vikings head coach in 2012 after going 10-6...Led the team to the biggest single-season turnaround in team history and finished tied for 3rd in Coach of the Year voting...Won 1st game as interim coach at Washington (11/28/10)...Spent 2007-10 as Vikings Defensive Coordinator...The 1st Vikings Head Coach to come from a defensive background...Played for Division rival Chicago from 1981-86, starting at CB on Bears Super Bowl XX Championship team...Joined Bears as a rookie free agent in 1981 from Alcorn State...Entered NFL as assistant coach with Philadelphia in 1999...Began coaching career in 1988 at tiny Trinity College in suburban Chicago, starting the football program from the ground up as the 1st coach in program history...Part of Super Bowl winner with Chicago as a player and Indianapolis Colts as an assistant coach...Born April 3, 1959 in Columbus, MS.

Mike Zimmer - Named Vikings Head Coach on January 15, 2014...Went 7-9, including a 5-3 record at TCF Bank Stadium, in his first season as a head coach in 2014...A 21-year NFL coaching veteran, had served as a defensive coordinator for the previous 14 seasons for Cincinnati (2008-13), Atlanta (2007) and Dallas (2006-06)...Has been apart of 11 playoff teams in his NFL tenure and teams that have won 7 Division titles...Coached the Cowboys DBs when the team won Super Bowl XXX over Pittsburgh after the 1995 season...His Bengals defenses since 2008 ranked in the NFL's top 10 in total defense 4 times, climbing to #3 in 2013...Had a top 7 defense 4 of the past 5 seasons with Cincinnati...Before moving to the NFL ranks, spent 15 seasons coaching at the collegiate level where he spent his final 5 seasons in the college ranks as defensive coordinator at Washington State from 1989-93...Was at Weber State from 1981-88 serving as defensive coordinator from 1983-88...Entered the coaching profession at Missouri where he served as an assistant from 1979-80...Played QB and then later LB at Illinois State...Has 3 children, son Adam and daughters Corri and Marki...Adam serves as the Vikings LBs coach...Wife, Vikki, passed in 2009...Born June 5, 1956 in Peoria, IL.

KICKOFF
EXECUTIVES
COACHES
STAFF
PLAYERS
ROOKIES
2014 SEASON
RECORDS
PLAYOFF RECORDS
HISTORY
EXTRA POINTS

VIKINGS ALL-TIME COACHING STAFFS

HEAD COACH YEARS

Norm Van Brocklin 1961-66
Walt Yowarsky, Darrel Brewster (1961-63), Harry Gilmer (1961-64), Stan West (1961-63), Tom McCormick (1963-66), Marion Campbell (1964-66), Lew Carpenter (1964-66), Jack Faulkner (1965), Jim Carr (1966).

Bud Grant 1967-83

Buster Mertes, John Michels, Jim Carr (1967-68, 1978-81), Bob Holloway 1967-70, '78-83), Jerry Burns (1968-83), Neill Armstrong (1969-77), Jack Patera (1969-75), Jocko Nelson (1971-78), Buddy Ryan (1976-77), Murray Warmath (1978-79), Floyd Reese (1979-83), Les Steckel (1979-83), Tom Cecchini (1980-83), Jed Hughes (1982-83).

Les Steckel 1984

Tom Batta, Raymond Berry, Bud Bjornaraa, Dean Brittenham, Jerry Burns, Ross Fichtner, Bob Holloway, Bob Leahy, Buster Mertes, John Michels, Dan Radakovich, Floyd Reese, Dick Rehbein, Mike Sweatman.

Bud Grant 1985

Tom Batta, Jerry Burns, Pete Carroll, Bob Holloway, John Michels, Floyd Reese, Dick Rehbein, Marc Trestman, Paul Wiggins.

Jerry Burns 1986-91

Tom Batta, John Michels, Dick Rehbein, Paul Wiggins, Pete Carroll (1986-89), Bob Holloway (1986), Monte Kiffin (1986-89, '91), Floyd Peters (1986-90), Bob Schnelker (1986-90), Marc Trestman (1986, '89-'91), John Brunner (1987-91), Rolli Dotsch (1987), Jerry Brown (1988-91), Maxie Daughy (1989-91), Tom Moore (1989-91).

Dennis Green 1992-2001 (Mike Tice coached last game of 2001)

Richard Solomon (1992-01), Steve Wetzel (1992-01), Tom Batta (1992-93), Jack Burns (1992-93), Brian Billick (1992-98), Tony Dungy (1992-95), Monte Kiffin (1992-94), John Michels (1992-93), Tom Moore (1992-93), Willie Shaw (1992-93, 2001), John Teerlinck (1992-94), Tyrone Willingham (1992-94), Mike Wolf (1992-94), Chris Foerster (1993-95), Carl Hargrave (1994-2001), Foge Fazio (1995-99), John Leva (1995-97), Chip Myers (1995-98), Ray Sherman (1995-97, '99), Jeff Friday (1996-98), Tom Olivadotti (1996-98), Mike Tice (1996-2001), Dave Atkins (1997-99), Wade Harman (1997-99), Hubbard Alexander (1998-99), Andre Patterson (1998-99), Dean Dalton (1999-2001), John Kasper (1999), John Tice (1999-2001), Alex Wood (1999-2001), Charlie Baggett (2000-01), John Fontes (2000), Chuck Knox, Jr. (2000-01), Daryl Lawrence (2000-01), Sherman Lewis (2000-01), Emmitt Thomas (2000-01), Fred von Appen (2000), Brian Baker (2001), Gary Zauner (1994-01), Trent Walters (1994-01), Keith Rowen (1994-96), Jerry Rhome (1994), Mark Asanovich (1995).

Mike Tice 2002-05

Charlie Baggett (2002-04), Brian Baker (2002-05), Pete Bercich (2002-05), Ted Cottrell (2004-05), Dean Dalton (2002-05), Mark Ellis (2004-05), Jay Hayes (2002), Chuck Knox, Jr. (2002-05), Daryl Lawrence (2002-03), Scott Linehan (2002-04), Steve Loney (2002-05), George O'Leary (2002-03), Jim Panagos (2002-05), Willie Shaw (2002-05), John Tice (2002-05), Steve Wetzel (2002-03), Alex Wood (2002), Randy Hanson (2003-05), Kevin Ross (2003-05), Kurtis Shultz (2004-05), Rusty Tillman (2003-05), Wes Chandler (2005), Foge Fazio (2005), Rich Olson (2005), Jerry Rhome (2005).

Broad Childrens, Leslie Frazier 2006-10 (Frazier coached last 6 games of 2010)

June Barnett (2006-10), Darrell Bevell (2006-10), Eric Blieniemy (2006-10), Brendan Daly (2006-08), Karl Dunbar (2006-10), Paul Ferraro (2006-08), Ryan Ficken (2009-10), Leslie Frazier (2007-10), Jason Gleason (2006-10), Jeff Imanura (2006-10), Jimmie Johnson (2006-10), Tom Kanavy (2006-10), Derek Mason (2007-09), Clay Mactchett (2006), Pat Morris (2006-10), Ryan Murphy (2006-10), Chad O'Shea (2006-08), Fred Pagac (2006-10), Dennis Polian (2009-10), Diron Reynolds (2003-10), Kevin Ross (2006-10), Matt Sheldon (2010), Ryan Silverfield (2008-10), Kevin Stefanski (2006-10), George Stewart (2007-10), Martin Streight (2006-10), Mike Tomlin (2006), Chris White (2009-10), Joe Woods (2006-10), Darrell Wyatt (2006).

Leslie Frazier 2011-13

June Barnett (2011), Brendan Daly (2012-13), Jeff Davidson (2011-13), Karl Dunbar (2011), Ryan Ficken (2011-13), Jeff Howard (2013), Jeff Imanura (2011-13), Craig Johnson (2011-13), Jimmie Johnson (2011-13), Tom Kanavy (2011-13), Clint Kubiak (2013), Aaron McClaurin (2012-13), Bill Musgrave (2011-13), Fred Pagac (2011-13), Mike Priefer (2011-13), Diron Reynolds (2011-13), James Saxon (2011-13), Matt Sheldon (2011), Ryan Silverfield (2011-13), Mike Singletary (2011-13), Kevin Stefanski (2011-13), George Stewart (2011-13), Martin Streight (2011-13), Cameron Turner (2011-12), Chris White (2011-12), Alan Williams (2012-13), Joe Woods (2011-13).

Mike Zimmer 2014-15

Robb Akey (2014), Jeff Davidson, George Edwards, Ryan Ficken, Hank Fraley, Jonathan Gannon, Jerry Gray, Jeff Howard, Jeff Hurd, Andrew Janocko (2015), Clint Kubiak (2014), Evan Marcus, Andre Patterson, Drew Petzing, Mike Priefer, Robert Rodriguez (2015), Kevin Stefanski, George Stewart, Nov Turner, Scott Turner, Kirby Wilson, Adam Zimmer.

VIKINGS ALL-TIME ASSISTANT COACHES ROSTER

Akey, Robb, 2014
Alexander, Hubbard, 1998-99
Armstrong, Neill, 1969-77
Atkins, Dave, 1997-99
Asanovich, Mark, 1995
Baggett, Charlie, 2000-04
Baker, Brian, 2001-03
Barnett, June, 2006-11
Batta, Tom, 1984-93
Baughan, Maxie, 1989-91
Bercich, Pete, 2002-05
Berry, Raymond, 1984
Bevell, Darrell, 2006-10
Bieniemy, Eric, 2006-10
Billick, Brian, 1992-98
Bjornaraa, Bud, 1984
Brewster, Darrel, 1961-63
Brittenham, Dean, 1984
Brown, Jerry, 1988-91
Brunner, John, 1987-91
Burns, Jerry, 1968-85
Burns, Jack, 1992-93
Campbell, Marion, 1964-66
Carpenter, Lew, 1964-66
Carr, Jim, 1966-68; 1978-81
Carroll, Pete, 1985-89
Cecchini, Tom, 1980-83
Cottrell, Ted, 2004-05
Dalton, Dean, 1999-2005
Daly, Brendan, 2006-08; '12-13
Davidson, Jeff, 2011-14
Dotsch, Rolli, 1987
Dunbar, Karl, 2006-11
Dungy, Tony, 1992-95
Edwards, George, 2014
Ellis, Mark, 2004-05
Faulkner, Jack, 1965
Fazio, Foge, 1995-99, 2005
Ferraro, Paul, 2006-08
Fichtner, Ross, 1984
Ficken, Ryan, 2007-14
Foerster, Chris, 1993-95

Fontes, John, 2000
Fraley, Hank, 2014
Frazier, Leslie, 2007-10
Friday, Jeff, 1996-98
Gannon, Jonathan, 2014
Gilmer, Harry, 1961-64
Glenn, Jason, 2009
Gray, Jerry, 2014
Hanson, Randy, 2003-05
Hargrave, Carl, 1994-2001
Harman, Wade, 1997-98
Hayes, Jay, 2002
Holloway, Bob, 1967-70; '78-86
Howard, Jeff, 2013-14
Hueber, Jim, 2006-10
Hughes, Jed, 1982-83
Hurd, Jeff, 2014
Imamura, Jeff, 2006-13
Johnson, Craig, 2011-13
Johnson, Jimmie, 2006-13
Kanavy, Tom, 2006-13
Kasper, John, 1999
Kiffin, Monte, 1986-89; '91-94
Knox, Jr., Chuck, 2000-05
Kubiak, Clint, 2013-14
Lawrence, Daryl, 2000-03
Leahy, Bob, 1984
Leva, John, 1995-97
Lewis, Sherman, 2000-01
Linehan, Scott, 2002-04
Loney, Steve, 2002-05
Mason, Derek, 2007-09
Marcus, Evan, 2014
Mactchett, Clay, 2006
McCormick, Tom, 1963-66
McClaurin, Aaron, 2012-13
Mertes, Buster, 1967-84
Michels, John, 1967-93
Moore, Tom, 1989-93
Morris, Pat, 2006-10
Murphy, Brian, 2006-10
Musgrave, Bill, 2011-13

Myers, Chip, 1995-98
Nelson, Jocko, 1971-78
O'Leary, George, 2002-03
O'Shea, Chad, 2006-08
Olivadotti, Tom, 1996-99
Olson, Rich, 2005
Pagac, Fred, 2006-13
Panagos, Jim, 2002-05
Patera, Jack, 1969-75
Patterson, Andre, 1998-99, 2014
Peters, Floyd, 1986-90
Petzing, Drew, 2014
Polian, Dennis, 2009-10
Priefer, Mike, 2011-14
Radakovich, Dan, 1984
Reese, Floyd, 1979-85
Rehbein, Dick, 1984-91
Reynolds, Diron, 2009-13
Rhyme, Jerry, 1994, 2005
Ross, Kevin, 2006-10
Ross, Kevin, 2003-05
Rowen, Keith, 1994-96
Ryan, Buddy, 1976-77
Saxon, James, 2011-13
Schnelker, Bob, 1986-90
Sheldon, Matt, 2010-11
Shultz, Kurtis, 2004-05
Shaw, Willie, 1992-93; '01-02
Sherman, Ray, 1995-97; '99
Silverfield, Ryan, 2008-13
Singletary, Mike, 2011-13
Solomon, Richard, 1992-2001
Steckel, Les, 1979-83
Stefanski, Kevin, 2006-14
Stewart, George, 2007-14

Streight, Martin, 2006-13
Sweatman, Mike, 1984
Teerlinck, John, 1992-94
Thomas, Emmitt, 2000-01
Tice, John, 1999-2005
Tice, Mike, 1996-2001
Tillman, Rusty, 2003-05
Tomlin, Mike, 2006
Trestman, Marc, 1985-86; '89-91
Turner, Cameron, 2011-12
Turner, Scott, 2014
Turner, Nov, 2014
von Appen, Fred, 2000
Walters, Trent, 1994-2001
Warmath, Murray, 1978-79
White, Chris, 2009-12
West, Stan, 1961-63
Wetzel, Steve, 1992-2003
Wiggins, Paul, 1985-91
Williams, Alan, 2012-13
Willingham, Tyrone, 1992-94
Wilson, Kirby, 2014
Wolf, Mike, 1992-94
Wood, Alex, 1999-2002
Woods, Joe, 2006-13
Wyatt, Darrell, 2006
Yowarsky, Walt, 1961-66
Zauner, Gary, 1994-2001
Zimmer, Adam, 2014

LONGEST TENURED VIKINGS COACHES

Years	Coach	Position
26 Tom McCormick OL, RBs
24 Jerry Burns Offensive Coordinator, Head Coach
18 Bud Grant Head Coach
18 Buster Mertes RBs
14 Bob Holloway Defensive Coordinator

VIKINGS RESULTS YEAR-BY-YEAR

ALL-TIME RECORD: REGULAR SEASON 438-374-10 / POST SEASON 19-27 / OVERTIME 22-20-3

1961

Head Coach: Norm Van Brocklin
Preseason (0-5)

8/5	L	13	Dallas at Sioux Falls (4,954)	38
8/18	L	3	at Baltimore Colts (10,203)	13
8/26	L	10	San Fran. at Portland (27,044)	14
9/2	L	7	Chicago at Cedar Rapids (12,500)	30
9/10	L	17	L.A. Rams (27,982)	21

Regular Season (3-11)
Finish: 7th in NFL Western Conference

9/17	W	37	Chicago (32,236)	13
9/24	L	7	at Dallas (12,992)	21
10/1	L	33	at Baltimore Colts (54,259)	34
10/8	L	0	Dallas (33,070)	28
10/15	L	24	San Francisco (34,415)	38
10/22	L	7	Green Bay (42,007)	33
10/29	L	10	at Green Bay (Milw.) (44,112)	28
11/5	L	17	at L.A. Rams (38,594)	31
11/12	W	28	Baltimore Colts (38,010)	20
11/19	L	10	Detroit (32,296)	37
11/26	L	28	at San Francisco (43,905)	38
12/3	W	42	L.A. Rams (30,068)	13
12/10	L	7	at Detroit (42,655)	21
12/17	L	35	at Chicago (34,539)	52
		285	407	

1962

Head Coach: Norm Van Brocklin
Preseason (2-3)

8/11	L	24	San Francisco at Seattle (22,500)	30
8/18	L	24	L.A. Rams at Portland (23,544)	33
8/25	L	21	St. L. Cards at Mpls.-Parade (15,500)	24
9/2	W	24	Baltimore Colts (29,544)	13
9/8	W	45	Dallas at Atlanta (12,500)	26

Regular Season (2-11-1)
Finish: 6th in NFL Western Conference

9/16	L	7	at Green Bay (38,669)	34
9/23	L	7	Baltimore Colts (30,787)	34
9/30	L	7	at San Francisco (38,407)	21
10/7	L	0	Chicago (33,141)	13
10/14	L	21	Green Bay (41,475)	48
10/21	W	38	at L.A. Rams (33,071)	14
10/28	W	31	Philadelphia (30,071)	21
11/4	L	31	at Pittsburgh (14,642)	39
11/11	L	30	at Chicago (46,984)	31
11/18	L	6	Detroit (31,257)	17
11/25	T	24	L.A. Rams (26,728)	24
12/2	L	12	San Francisco (33,076)	35
12/9	L	23	at Detroit (42,256)	37
12/16	L	17	at Baltimore Colts (53,645)	42
		254	410	

1963

Head Coach: Norm Van Brocklin
Preseason (4-1)

8/10	W	43	San Francisco at Portland, OR (20,837)	28
------	---	----	--	----

8/17	W	27	at L.A. Rams (42,966)	3
8/25	W	17	N.Y. Giants (29,815)	16
8/31	L	27	Philadelphia at Hershey, PA (15,861)	34
9/6	W	35	at St. Louis (30,842)	0

Regular Season (5-8-1)
Finish: Tied 4th in NFL Western Conference

9/15	W	24	at San Francisco (30,781)	20
9/22	L	7	Chicago (33,923)	28
9/29	W	45	San Francisco (28,567)	14
10/6	L	14	St. Louis Cards (30,220)	56

10/13	L	28	Green Bay (42,567)	37
10/20	L	24	at L.A. Rams (30,555)	27
10/27	L	10	at Detroit (44,509)	28
11/3	W	21	L.A. Rams (33,567)	13
11/10	L	7	at Green Bay (42,327)	28
11/17	L	34	Baltimore Colts (33,136)	37
11/24	W	34	Detroit (28,763)	31
12/1	T	17	at Chicago (47,249)	17
12/8	L	10	at Baltimore Colts (54,122)	41
12/15	W	34	at Philadelphia (54,403)	13
		309	390	

1964

Head Coach: Norm Van Brocklin
Preseason (5-0)

8/8	W	21	N.Y. Giants (31,581)	7
8/15	W	24	St. L. Cards at Atlanta (9,500)	10
8/22	W	24	San Fran. at Salt Lake (20,207)	21
8/29	W	34	at L.A. Rams (39,938)	23
9/5	W	21	Philadelphia at Hershey (9,212)	20

Regular Season (8-5-1)
Finish: Tied 2nd in NFL Western Conference

9/13	W	34	Baltimore Colts (35,563)	24
9/20	L	28	Chicago (41,387)	34
9/27	L	13	at L.A. Rams (50,009)	22
10/4	W	24	at Green Bay (42,327)	23
10/11	L	20	Detroit (40,840)	24
10/18	W	20	Pittsburgh (39,873)	10
10/25	W	27	at San Francisco (31,845)	22
11/1	L	13	Green Bay (44,278)	42
11/8	W	24	San Francisco (40,408)	7
11/15	L	14	at Baltimore Colts (60,213)	17
11/22	T	23	at Detroit (48,291)	23
11/29	W	34	L.A. Rams (31,677)	13
12/6	W	30	at N.Y. Giants (62,802)	21
12/13	W	41	at Chicago (46,486)	14
		355	296	

1965

Head Coach: Norm Van Brocklin
Preseason (5-0)

8/14	W	31	Pittsburgh at Atlanta (39,240)	21
8/20	W	35	Philadelphia (43,125)	21
8/28	W	20	Washington at Charlotte, NC (20,426)	16

9/3	W	57	Dallas at Birmingham (41,500)	17
9/11	W	24	N.Y. Giants at Omaha (14,250)	9

Regular Season (7-7)
Finish: Tied 5th in NFL Western Conference

9/19	L	16	at Baltimore Colts (56,562)	35
9/26	L	29	Detroit (46,826)	31
10/3	W	38	at L.A. Rams (36,755)	35
10/9	W	40	N.Y. Giants (44,283)	14
10/17	L	37	Chicago (47,426)	45
10/24	W	42	at San Francisco (42,680)	41
10/31	W	27	at Cleveland (83,505)	17
11/7	W	24	L.A. Rams (47,426)	13
11/14	L	21	Baltimore Colts (47,426)	41
11/21	L	13	Green Bay (47,426)	38
11/28	L	24	San Francisco (40,306)	45
12/5	L	19	at Green Bay (40,852)	24
12/12	W	29	at Detroit (45,420)	7
12/19	W	24	at Chicago (46,604)	17
		383	403	

1966

Head Coach: Norm Van Brocklin
Preseason (3-1-1)

8/6	T	6	Detroit at New Orleans (38,500)	6
8/13	W	35	Pittsburgh at Portland (21,228)	6
8/20	W	24	L.A. Rams (40,270)	10
8/26	W	30	Washington at Cleveland (83,414)	27
9/2	L	24	at Dallas (58,316)	28

Regular Season (4-9-1)
Finish: Tied 6th in NFL Western Conference

9/11	T	20	San Francisco (29,312)	20
9/18	L	23	Baltimore Colts (47,426)	38
9/25	L	17	at Dallas (64,116)	28
10/2	L	10	Chicago (47,426)	13
10/16	W	35	L.A. Rams (47,426)	7
10/23	L	17	at Baltimore Colts (60,238)	20
10/30	W	28	San Francisco (45,077)	3
11/6	W	20	at Green Bay (50,861)	17
11/13	L	31	Detroit (43,939)	32
11/20	L	6	at L.A. Rams (38,775)	21
11/27	L	16	Green Bay (47,426)	28
12/4	L	13	Atlanta (37,117)	20
12/11	W	28	at Detroit (43,022)	16
12/18	L	28	at Chicago (45,191)	41
		292	304	

1967

Head Coach: Bud Grant
Preseason (2-3)

8/12	W	34	Philadelphia at Tulsa (24,500)	0
8/18	L	9	at Denver (31,850)	14
8/27	L	3	N.Y. Giants at New Haven (43,584)	21
9/2	W	16	Atlanta at Cleveland (84,236)	3
9/9	L	14	Cleveland (40,012)	42

Regular Season (3-8-3)
Finish: 4th in NFL Central

9/17	L	21	San Francisco (39,638)	27
9/22	L	3	at L.A. Rams (52,255)	39
10/1	L	7	Chicago (44,868)	17
10/8	L	24	St. Louis Cards (40,017)	34
10/15	W	10	at Green Bay (Milw.) (49,601)	7
10/22	T	20	Baltimore Colts (47,693)	20
10/29	T	20	at Atlanta (52,859)	21
11/5	W	27	N.Y. Giants (44,960)	24
11/12	T	10	Detroit (40,032)	10
11/19	L	10	at Cleveland (68,431)	14
11/26	W	41	at Pittsburgh (23,773)	27
12/3	L	27	Green Bay (47,693)	30
12/10	T	10	at Chicago (40,110)	10
12/17	L	3	at Detroit (44,874)	14
		233	294	

1968

Head Coach: Bud Grant
Preseason (3-2)

8/10	L	21	Kansas City (45,228)	13
8/17	W	39	at Denver (20,901)	16
8/24	W	52	Philadelphia (41,229)	10
9/1	L	28	at St. Louis Cards (25,233)	31
9/6	W	20	New Orleans at Shreveport, LA (23,000)	17

Regular Season (8-6)
Finish: NFL Central Champions

9/14	W	47	Atlanta (45,563)	7
9/22	W	26	at Green Bay (Milw.) (49,346)	13
9/29	L	17	Chicago (47,644)	27
10/6	W	24	Detroit (44,289)	10
10/13	L	17	at New Orleans (71,105)	20
10/20	L	7	Dallas (47,644)	20
10/27	L	24	at Chicago (46,562)	26
11/3	W	27	Washington (47,644)	14
11/10	W	14	Green Bay (47,644)	10
11/17	L	13	at Detroit (48,654)	6
11/24	L	9	at Baltimore Colts (60,238)	21
12/1	L	3	L.A. Rams (47,644)	31
12/8	W	30	at San Francisco (29,049)	20
12/15	W	24	at Philadelphia (54,530)	17
		282	242	

Western Conference Championship
(Memorial Stadium, Baltimore, MD)

12/22	L	14	Baltimore Colts (60,238)	24
-------	---	----	--------------------------	----

NFL Playoff Bowl
(Orange Bowl, Miami, FL)

1/5/69	L	13	Dallas (22,961)*	17
--------	---	----	------------------	----

*Statistics from game do not count.



The Vikings went 87-24-1 and played in 4 Super Bowls in a 8-season span from 1969-76.

1969

Head Coach: Bud Grant

Preseason (5-1)

8/2	W	45	Miami at Tampa (37,219)	10
8/9	W	26	Denver (45,916)	6
8/23	W	41	St. L. Cards at Memphis (34,417)	13
8/30	L	21	N.Y. Jets at Winston-Salem (31,500)	24
9/6	W	28	N.Y. Giants (47,900)	27
9/13	W	23	Cleveland at Akron (28,561)	16

Regular Season (12-2)

Finish: NFL Central Champions

9/21	L	23	at N.Y. Giants (62,900)	24
9/28	W	52	Baltimore Colts (47,900)	14
10/5	W	19	Green Bay at U. of MN (60,740)	7
10/12	W	31	at Chicago (45,757)	0
10/19	W	27	at St. Louis Cards (49,430)	10
10/26	W	24	Detroit (47,900)	0
11/2	W	31	Chicago (47,900)	14
11/9	W	51	Cleveland (47,900)	3
11/16	W	9	at Green Bay (Milw.) (48,321)	7
11/23	W	52	Pittsburgh (47,202)	14
11/27	W	27	at Detroit (57,906)	0
12/7	W	20	at L.A. Rams (80,430)	13
12/14	W	10	San Francisco (43,028)	7
12/21	L	3	at Atlanta (52,872)	10

379

133

Western Conference Championship

(Metropolitan Stadium, Bloomington, MN)

12/27	W	23	L.A. Rams (47,900)	20
-------	---	----	--------------------	----

NFL Championship

(Metropolitan Stadium, Bloomington, MN)

1/4/70	W	27	Cleveland (47,900)	7
--------	---	----	--------------------	---

Super Bowl IV

(Tulane Stadium, New Orleans, LA)

1/17/70	L	7	Kansas City (80,562)	2
---------	---	---	----------------------	---



Behind the play of QB Joe Kapp, the 1969 Vikings won the final NFL Championship before the merger and advanced to Super Bowl IV.

1970

Head Coach: Bud Grant

Preseason (4-2)

8/8	L	13	New Orleans at Canton (17,932)	14
8/15	L	13	Pittsburgh (45,591)	7
8/22	W	14	at Houston (44,563)	20
8/30	W	52	N.Y. Jets (47,900)	21
9/5	W	24	at Cleveland (83,043)	21
9/11	W	31	at Chicago (46,630)	30

Regular Season (12-2)

Finish: NFC Central Champions

9/20	W	27	Kansas City (47,900)	10
9/27	W	26	New Orleans (47,900)	0
10/4	L	10	at Green Bay (Milw.) (47,967)	13
10/11	W	24	at Dallas (45,485)	0
10/18	W	54	Chicago (47,900)	13
10/26	W	13	L.A. Rams (47,900)	3
11/1	W	30	at Detroit (58,210)	17
11/8	W	19	at Washington (50,415)	10
11/15	W	24	Detroit (47,900)	20
11/22	W	10	Green Bay (47,900)	3
11/29	L	10	at N.Y. Jets (62,333)	20
12/5	W	16	Chicago (47,900)	13
12/13	W	35	at Boston (37,819)	14
12/20	W	37	at Atlanta (57,992)	7

335

143

NFC Divisional Playoffs

(Metropolitan Stadium, Bloomington, MN)

12/27	L	14	San Francisco (46,050)	17
-------	---	----	------------------------	----

1971

Head Coach: Bud Grant

Preseason (4-2)

8/8	L	10	New England at U of M (31,813)	17
8/14	W	34	at San Diego (49,267)	7
8/21	W	34	Chicago (47,900)	14

8/28	W	26	at Pittsburgh (46,276)	21
9/4	L	7	at Denver (43,000)	14
9/11	W	24	Miami (47,900)	0

Regular Season (11-3)

Finish: NFC Central Champions

9/20	W	16	at Detroit (54,418)	13
9/26	L	17	Chicago (47,900)	20
10/3	W	19	Buffalo (47,900)	0
10/10	W	13	at Philadelphia (65,258)	0
10/17	W	24	at Green Bay (56,263)	3
10/25	W	10	Baltimore Colts (49,784)	13
10/31	W	17	at N.Y. Giants (62,829)	13
11/7	L	9	San Francisco (49,784)	10
11/14	W	3	Green Bay (49,784)	0
11/21	W	23	at New Orleans (83,130)	10
11/28	W	24	Atlanta (49,784)	7
12/5	L	14	at San Diego (54,505)	30
12/11	W	29	Detroit (49,784)	10
12/19	W	27	at Chicago (55,049)	10

245

139

NFC Divisional Playoffs

(Metropolitan Stadium, Bloomington, MN)

12/25	L	12	Dallas (49,100)	20
-------	---	----	-----------------	----

1972

Head Coach: Bud Grant

Preseason (3-2)

8/12	W	24	San Diego (47,900)	13
8/18	L	10	at Buffalo (41,006)	21
8/26	W	20	at Cleveland (70,583)	17
9/4	W	26	Houston (47,900)	14
9/10	L	19	at Miami (74,298)	21

Regular Season (7-7)

Finish: 3rd in NFC Central

9/18	L	21	Washington (47,900)	24
9/24	W	34	at Detroit (54,418)	10
10/1	L	14	Miami (47,900)	16
10/8	L	17	St. Louis Cards (49,784)	19
10/15	W	23	at Denver (51,656)	20
10/23	L	10	at Chicago (55,701)	13
10/29	W	27	at Green Bay (56,263)	13
11/5	W	37	New Orleans (49,784)	6
11/12	W	16	Detroit (49,784)	14
11/19	W	45	at L.A. Rams (77,982)	41
11/26	L	10	at Pittsburgh (50,348)	23
12/3	W	23	Chicago (49,784)	20
12/10	L	7	Green Bay (49,784)	23
12/16	L	17	at San Francisco (61,214)	20

301

252

1973

Head Coach: Bud Grant

Preseason (5-0)

8/11	W	10	Pittsburgh (46,619)	6
8/18	W	13	at Kansas City (72,676)	10
8/25	W	34	at Oakland (57,515)	10
8/31	W	20	Miami (46,619)	17
9/8	W	24	at San Diego (42,007)	16

Regular Season (12-2)

Finish: NFC Central Champions

9/16	W	24	Oakland (46,619)	16
9/23	W	22	at Chicago (55,701)	13
9/30	W	11	Green Bay (48,503)	3
10/7	W	23	at Detroit (54,418)	9
10/14	W	17	at San Francisco (59,359)	13
10/21	W	28	Philadelphia (48,503)	21
10/28	W	10	L.A. Rams (48,503)	9
11/4	W	26	Cleveland (48,503)	3
11/11	W	28	Detroit (48,503)	7
11/19	L	14	at Atlanta (50,850)	20
11/25	W	31	Chicago (48,503)	13
12/2	L	0	at Cincinnati (59,580)	27
12/8	W	31	at Green Bay (56,267)	7
12/16	W	31	at N.Y. Giants (New Haven) (70,047)	7

296

168

NFC Divisional Playoffs

(Metropolitan Stadium, Bloomington, MN)

12/22	W	27	Washington (46,409)	20
-------	---	----	---------------------	----

NFC Championship Game

(Texas Stadium, Irving, TX)

12/30	W	27	Dallas (60,272)	10
-------	---	----	-----------------	----

Super Bowl VIII (Rice Stadium, Houston, TX)

1/13/74	L	7	Miami (68,142)	24
---------	---	---	----------------	----

1974

Head Coach: Bud Grant

Preseason (3-2)

8/10	L	21	at Denver (23,822)	27
8/19	L	9	at Miami (67,963)	21
8/25	W	32	Buffalo (46,553)	13
8/31	W	14	at St. Louis Cards (42,544)	10



The 1969 Vikings' picked off 30 passes and were led by Paul Krause, Ed Sharockman, Karl Kasulke, and Earsall Mackbee.

9/7	W	42	San Diego (46,553)	0
-----	---	----	--------------------	---

Regular Season (10-4)

Finish: NFC Central Champions

9/15	W	32	at Green Bay (56,312)	17
9/22	W	7	at Detroit (49,703)	6
9/29	W	11	Chicago (46,619)	7
10/6	W	23	at Dallas (60,817)	21
10/13	W	51	Houston (48,490)	10
10/20	L	16	Detroit (48,501)	20
10/27	L	14	New England (48,497)	17
11/3	W	17	at Chicago (55,753)	0
11/11	W	28	at St. Louis Cards (51,392)	24
11/17	L	7	Green Bay (48,480)	19
11/24	L	17	at L.A. Rams (90,265)	20
12/1	W	29	New Orleans (48,454)	9
12/7	W	23	Atlanta (48,480)	10
12/14	W	35	at Kansas City (72,474)	15

310

195

NFC Divisional Playoffs

(Metropolitan Stadium, Bloomington, MN)

12/21	W	30	St. Louis Cards (44,626)	14
-------	---	----	--------------------------	----

NFL Championship Game

(Metropolitan Stadium, Bloomington, MN)

12/29	W	14	L.A. Rams (47,404)	10
-------	---	----	--------------------	----

Super Bowl IX

(Tulane Stadium, New Orleans, LA)

1/12/75	L	6	Pittsburgh (80,997)	16
---------	---	---	---------------------	----

1975

Head Coach: Bud Grant

Preseason (2-3-1)

8/9	L	15	N.Y. Jets at Tempe (51,323)	20
8/17	L	10	at New England (40,218)	36
8/23	W	16	at Dallas (45,395)	13
9/1	W	20	Miami (47,653)	7
9/6	L	6	St. Louis Cards (46,975)	13
9/13	T	14	at San Diego (31,642)	14

Regular Season (12-2)

Finish: NFC Central Champions

9/21	W	27	San Francisco (48,418)	17
9/28	W	42	at Cleveland (65,419)	10
10/5	W	28	Chicago (48,446)	3
10/12	W	29	N.Y. Jets (48,444)	21
10/19	W	25	Detroit (48,446)	19
10/27	W	13	at Chicago (56,302)	9
11/2	W	28	at Green Bay (55,279)	17
11/9	W	38	Atlanta (48,446)	0
11/16	W	20	at New Orleans (60,214)	7
11/23	W	28	San Diego (48,443)	13
11/30	L	30	at Washington (54,311)	31
12/7	W	24	Green Bay (48,446)	3
12/14	L	10	at Detroit (78,990)	17
12/20	W	35	at Buffalo (73,391)	13

377

180

NFC Divisional Playoffs

(Metropolitan Stadium, Bloomington, MN)

12/28	L	14	Dallas (46,425)	17
-------	---	----	-----------------	----

1976

Head Coach: Bud Grant

Preseason (3-3)

7/31	L	3	at Miami (39,939)	16
8/7	W	13	at Kansas City (32,851)	10
8/16	L	7	at Cleveland (44,336)	31
8/22	W	23	Cincinnati (43,784)	17
8/28	W	20	Philadelphia (46,512)	16
9/5	L	17		



The 1977 Vikings featured Pro Bowlers RB Chuck Foreman (top left), G Ed White (top middle), WR Sammy White (top right), T Ron Yary (#73), LB Matt Blair (#59) and LB Jeff Siemon (#50).

9/12	W	40	at New Orleans (58,156)	9
9/19	T	10	L.A. Rams (47,310) (OT)	9
9/26	W	10	at Detroit (77,292)	10
10/4	W	17	Pittsburgh (47,809)	6
10/10	W	20	Chicago (47,948)	19
10/17	W	24	N.Y. Giants (47,156)	7
10/24	W	31	at Philadelphia (56,233)	12
10/31	L	13	at Chicago (56,602)	14
11/7	W	31	Detroit (46,735)	23
11/14	W	27	Seattle (45,087)	21
11/21	W	17	at Green Bay (Mil.) (53,104)	10
11/29	L	16	at San Francisco (56,775)	20
12/5	W	20	Green Bay (43,700)	9
12/11	W	29	at Miami (46,543)	7

305

NFC Divisional Playoffs
(Metropolitan Stadium, Bloomington, MN)
12/18 W 35 Washington (47,221) 20

NFC Championship Game
(Metropolitan Stadium, Bloomington, MN)
12/26 W 24 L.A. Rams (47,191) 13

Super Bowl XI
(Rose Bowl, Pasadena, CA)
1/9/77 L 14 Oakland (103,438) 32

1977

Head Coach: Bud Grant
Preseason (4-2)

8/6	W	22	at L.A. Rams (55,168)	17
8/13	W	34	Cleveland (45,370)	33
8/19	L	7	at Baltimore (45,529)	29
8/26	W	33	Miami (44,396)	7
9/3	L	7	at Cincinnati (52,942)	26
9/10	W	30	at Buffalo (35,017)	6

Regular Season (9-5)
Finish: NFC Central Champions

9/18	L	10	Dallas (47,678) (OT)	16
9/24	W	9	at Tampa Bay (66,272)	3
10/2	W	19	Green Bay (47,143)	7
10/9	W	14	Detroit (45,860)	7
10/16	W	22	Chicago (47,708) (OT)	16
10/24	L	3	at L.A. Rams (62,414)	16
10/30	W	14	at Atlanta (59,257)	7
11/6	L	7	St. Louis (47,066)	27
11/13	W	42	Cincinnati (47,371)	10
11/20	L	7	at Chicago (49,563)	10
11/27	W	13	at Green Bay (52,267)	6
12/4	W	28	San Francisco (40,745)	27
12/11	L	13	at Oakland (52,771)	35
12/17	W	30	at Detroit (78,572)	21

231

NFC Divisional Playoffs
(L.A. Coliseum, Los Angeles, CA)
12/26 W 14 L.A. Rams (62,538) 7

NFC Championship Game
(Texas Stadium, Irving, TX)
1/1/78 L 6 Dallas (61,968) 23

1978

Head Coach: Bud Grant
Preseason (2-2)

8/5	W	20	Washington (46,212)	13
8/12	L	13	at Kansas City (41,092)	17

8/18	L	22	at Miami (46,316)	30
8/26	W	30	Buffalo (45,062)	27

Regular Season (8-7-1)
Finish: NFC Central Champions

9/3	L	24	at New Orleans (54,187)	31
9/11	W	12	Denver (46,508) (OT)	9
9/17	L	10	Tampa Bay (46,152)	16
9/25	W	24	at Chicago (53,561)	7
10/1	W	24	at Tampa Bay (65,972)	20
10/8	L	28	at Seattle (62,031)	29
10/15	L	17	L.A. Rams (46,551)	34
10/22	W	21	Green Bay (47,411)	7
10/26	W	21	at Dallas (61,848)	10
11/5	W	17	Detroit (46,008)	7
11/12	W	17	Chicago (43,286)	14
11/19	L	7	San Diego (38,859)	13
11/26	T	10	at Green Bay (51,737) (OT)	10
12/3	W	28	Philadelphia (38,722)	27
12/9	L	14	at Detroit (78,685)	45
12/17	L	20	at Oakland (44,643)	27

294

NFC Divisional Playoffs
(L.A. Coliseum, Los Angeles, CA)
12/31 L 10 L.A. Rams (69,631) 34

1979

Head Coach: Bud Grant
Preseason (0-4)

8/2	L	9	at Seattle (60,881)	12
8/11	L	0	at San Diego (49,037)	19
8/18	L	10	Miami (45,790)	21
8/23	L	0	Kansas City (39,578)	25

Regular Season (7-9)
Finish: 3rd in NFC Central

9/2	W	28	San Francisco (46,539)	22
9/9	L	7	at Chicago (53,231)	26
9/16	L	12	Miami (46,187)	27
9/23	W	27	Green Bay (45,524) (OT)	21
9/30	W	13	at Detroit (75,295)	10
10/7	L	20	Dallas (47,572)	36
10/15	L	7	at N.Y. Jets (54,479)	14
10/21	W	30	Chicago (41,164)	27
10/28	L	10	Tampa Bay (46,906)	12
11/4	L	7	at St. Louis (47,213)	37
11/11	L	7	at Green Bay (Milw.) (52,706)	19
11/18	W	14	Detroit (43,650)	7
11/25	W	23	at Tampa Bay (70,039)	22
12/2	L	21	at L.A. Rams (56,700) (OT)	27
12/9	W	10	Buffalo (42,239)	3
12/16	L	23	at New England (54,710)	27

259

1980

Head Coach: Bud Grant
Preseason (3-1)

8/9	W	21	San Diego (45,179)	17
8/18	L	10	at Kansas City (39,879)	14
8/23	W	17	at Miami (36,716)	10
8/30	W	18	Cleveland (47,262)	16

Regular Season (9-7)
Finish: NFC Central Champions

9/7	W	24	Atlanta (44,733)	23
9/14	L	7	Philadelphia (46,460)	42

9/21	W	34	at Chicago (59,983)	14
9/28	L	7	at Detroit (80,291)	27
10/5	L	17	Pittsburgh (47,583)	23
10/12	W	13	at Chicago (46,751)	7
10/19	L	0	at Cincinnati (44,487)	14
10/26	L	3	at Green Bay (44,361)	16
11/2	W	39	at Washington (52,060)	14
11/9	W	34	Detroit (46,264)	0
11/16	W	38	Tampa Bay (46,032)	30
11/23	L	13	Green Bay (47,234)	25
11/30	W	23	at New Orleans (30,936)	20
12/7	W	21	at Tampa Bay (65,649)	10
12/14	W	28	Cleveland (42,202)	23
12/21	L	16	at Houston (51,064)	20

317

NFC Divisional Playoffs
(Veterans Stadium, Philadelphia, PA)
1/3/81 L 16 Philadelphia (68,434) 31

1981

Head Coach: Bud Grant

Preseason (1-3)

8/8	L	6	Miami (45,165)	20
8/14	L	13	at Washington (44,662)	27
8/22	W	20	Atlanta (42,908)	19
8/27	L	31	at L.A. Rams (60,141)	34

Regular Season (7-9)
Finish: 4th in NFC Central

9/5	L	13	at Tampa Bay (66,287)	21
9/14	L	10	Oakland (47,186)	36
9/20	W	26	Detroit (45,340)	24
9/27	W	30	at Green Bay (Mil.) (55,012)	13
10/4	W	24	Chicago (43,827)	31
10/11	W	33	at San Diego (50,708)	21
10/18	W	35	Philadelphia (45,459)	23
10/25	L	17	at St. Louis Cards (48,039)	30
11/2	L	17	at Denver (74,834)	19
11/8	W	25	Tampa Bay (47,038)	10
11/15	W	20	New Orleans (45,215)	31
11/23	L	30	at Atlanta (54,086)	10
11/29	L	23	Green Bay (46,025)	35
12/6	L	9	at Chicago (50,766)	10
12/12	L	7	at Detroit (79,428)	45
12/20	L	6	Kansas City (41,110)	10

325

1982

Head Coach: Bud Grant

Preseason (3-2)

8/7	W	30	Baltimore at Canton (23,379)	14
8/14	L	17	at Atlanta (49,831)	20
8/21	W	7	Seattle (57,880)	3
8/28	L	17	at Denver (73,371)	27
9/3	W	24	New Orleans (59,810)	21

Regular Season (5-4)
Finish: 2nd in NFC Central

9/12	W	17	Tampa Bay (58,440)	10
9/16	L	22	at Buffalo (77,753)	23
11/21	L	7	at Green Bay (Milw.) (44,681)	26
11/28	W	35	Chicago (54,724)	7
12/5	L	14	at Miami (45,721)	22
12/12	W	13	Baltimore (53,981)	10
12/19	W	34	at Detroit (73,058)	31
12/26	L	14	N.Y. Jets (58,672)	42
1/3/83 W	31	Dallas (60,007)	27	

325

1983

Head Coach: Bud Grant

Preseason (3-1)

8/6	W	28	St. Louis Cards at London (32,847)	10
8/13	L	7	Baltimore (56,061)	10
8/19	W	19	at Seattle (54,402)	17
8/26	W	34	Denver (59,435)	3

Regular Season (8-8)
Finish: 4th in NFC Central

9/4	W	27	at Cleveland (70,087)	21
9/8	L	17	San Francisco (58,167)	48
9/18	W	19	at Tampa Bay (47,567) (OT)	16
9/25	W	20	Detroit (58,254)	17
10/2	L	24	Dallas (62,136)	37
10/9	W	23	at Chicago (59,632)	14
10/16	W	34	Houston (58,910)	14
10/23	W	20	at Green Bay (55,236) (OT)	17

198

NFC First-Round Playoffs
(Metrodome, Minneapolis, MN)
1/9/83 W 30 Atlanta (60,560) 24

NFC Second-Round Playoffs
(RFK Stadium, Washington, DC)
1/15/83 L 7 Washington (54,593) 21

1983

Head Coach: Bud Grant

Preseason (3-1)

8/6	W	28	St. Louis Cards at London (32,847)	10
8/13	L	7	Baltimore (56,061)	10
8/19	W	19	at Seattle (54,402)	17
8/26	W	34	Denver (59,435)	3

Regular Season (8-8)

Finish: 4th in NFC Central

9/4	W	27	at Cleveland (70,087)	21
9/8	L	17	San Francisco (58,167)	48
9/18	W	19	at Tampa Bay (47,567) (OT)	16
9/25	W	20	Detroit (58,254)	17
10/2	L	24	Dallas (62,136)	37
10/9	W	23	at Chicago (59,632)	14
10/16	W	34	Houston (58,910)	14
10/23	W	20	at Green Bay (55,236) (OT)	17

KICKOFF EXECUTIVES COACHES STAFF PLAYERS ROOKIES 2014 SEASON RECORDS PLAYOFF RECORDS HISTORY EXTRA POINTS

10/30	L	31	at St. Louis Cards (38,796)	41
11/6	L	12	Tampa Bay (59,239)	17
11/13	L	21	Green Bay (60,113)	29
11/20	W	17	at Pittsburgh (58,417)	14
11/27	L	16	at New Orleans (59,502)	17
12/5	L	2	at Detroit (79,169)	13
12/11	L	13	Chicago (57,880)	19
12/17	W	20	Cincinnati (51,565)	14
			316	348

1984

Head Coach: Les Steckel
Preseason (1-3)

8/4	W	37	Atlanta (51,693)	6
8/11	L	7	Miami (54,003)	29
8/18	L	10	Philadelphia (51,743)	31
8/24	L	0	at St. Louis Cards (35,864)	31

Regular Season (3-13)
Finish: 5th in NFC Central

9/2	L	13	San Diego (57,276)	42
9/9	L	17	at Philadelphia (55,942)	19
9/16	W	27	Atlanta (53,955)	25
9/23	W	29	at Detroit (57,511)	28
9/30	L	12	Seattle (57,171)	20
10/7	L	31	at Tampa Bay (47,405)	35
10/14	L	20	at L.A. Raiders (49,276)	23
10/21	L	14	Detroit (57,953)	16
10/28	L	7	at Chicago (57,517)	16
11/4	W	27	Tampa Bay (54,949)	24
11/11	L	7	at Green Bay (52,931)	45
11/18	L	21	at Denver (74,716)	42
11/25	L	3	Chicago (56,881)	34
11/29	L	17	Washington (55,017)	31
12/8	L	7	at San Francisco (61,384)	51
12/16	L	14	Green Bay (51,197)	38
			276	484

1985

Head Coach: Bud Grant
Preseason (3-1)

8/10	W	16	at Miami (41,129)	13
8/17	W	41	Pittsburgh (56,887)	34
8/24	L	10	Seattle (56,562)	27
8/30	W	13	at Denver (69,373)	9

Regular Season (7-9)
Finish: 3rd in NFC Central

9/8	W	28	San Francisco (57,375)	21
9/15	W	31	at Tampa Bay (46,188)	16
9/19	L	24	Chicago (61,242)	33
9/29	W	27	at Buffalo (45,667)	20
10/6	L	10	at L.A. Rams (61,139)	13
10/13	L	17	at Green Bay (Mil.) (54,674)	20
10/20	W	21	San Diego (61,670)	17
10/27	L	9	at Chicago (63,815)	27
11/3	W	16	Detroit (58,012)	17
11/10	L	17	Green Bay (59,970)	23
11/17	L	21	at Detroit (54,647)	41
11/24	L	23	New Orleans (54,117)	30
12/1	W	28	at Philadelphia (54,688)	7
12/8	W	26	Tampa Bay (51,593)	7
12/15	L	13	at Atlanta (14,167)	14
12/22	L	35	Philadelphia (49,722)	37
			346	359

1986

Head Coach: Jerry Burns
Preseason (3-1)

8/9	W	30	Miami (52,865)	16
8/16	W	29	Denver (53,193)	27
8/22	L	17	at Seattle (57,730)	27
8/30	W	23	at Indianapolis (57,969)	20

Regular Season (9-7)
Finish: 2nd in NFC Central

9/7	L	10	Detroit (54,851)	13
9/14	W	23	at Tampa Bay (34,579)	10
9/21	W	31	Pittsburgh (56,795)	7
9/28	W	42	Green Bay (60,478)	7
10/5	L	0	at Chicago (63,921)	23
10/12	W	27	at San Francisco (58,637) (OT)	24
10/19	L	23	Chicago (62,851)	7
10/26	L	20	Cleveland (59,133)	23
11/2	L	38	at Washington (51,928) (OT)	44
11/9	W	24	at Detroit (53,725)	10
11/16	L	20	N.Y. Giants (62,003)	22
11/23	L	20	at Cincinnati (53,003)	24
11/30	W	45	Tampa Bay (56,235)	13
12/7	W	32	at Tampa Bay (47,637)	6
12/14	L	10	at Houston (32,738)	23
12/21	W	33	New Orleans (51,209)	17
			398	273

1987

Head Coach: Jerry Burns
Preseason (2-2)

8/15	L	17	at New Orleans (52,884)	23
8/22	W	37	Indianapolis (49,304)	13
8/29	L	27	New England (44,339)	37
9/3	W	27	at Denver (74,081)	18

Regular Season (8-7)
Finish: 2nd in NFC Central

9/13	W	34	Detroit (57,061)	19
9/20	W	21	at L.A. Rams (63,367)	16
10/4	L	16	Green Bay (13,911)	23
10/11	L	7	at Chicago (32,113)	27
10/18	L	10	at Tampa Bay (20,850)	20
10/26	W	34	Denver (51,011)	27
11/1	L	17	at Seattle (61,134)	28
11/8	W	31	L.A. Raiders (57,150)	20
11/15	W	23	Tampa Bay (48,605)	17
11/22	W	24	Atlanta (53,866)	13
11/26	W	44	at Dallas (54,223) (OT)	38
12/6	L	24	Chicago (62,331)	30
12/13	L	10	at Green Bay (Milw.) (47,059)	16
12/20	W	17	at Detroit (27,639)	14
12/26	L	24	Washington (59,160) (OT)	27
			336	335

NFC First-Round Playoffs
(Superdome, New Orleans, LA)

1/3/88 W 44 New Orleans (68,127) 10

NFC Divisional Playoffs
(Candlestick Park, San Francisco, CA)

1/9/88 W 36 San Francisco (62,547) 24

NFC Championship Game
(RFK Stadium, Washington, DC)

1/17/88 L 10 Washington (55,212) 17

1988

Head Coach: Jerry Burns
Preseason (3-1)

8/7	L	20	New Orleans (47,624)	23
8/14	W	28	Chicago at Coteburg, Sweden (33,15)	21
8/21	W	19	at Phoenix Cards (45,429) (OT)	16
8/26	W	24	Miami (51,463)	17

Regular Season (11-5)
Finish: 2nd in NFC Central

9/4	L	10	at Buffalo (76,783)	13
9/11	W	36	New England (55,545)	6
9/18	W	31	at Chicago (63,990)	7
9/25	W	23	Philadelphia (56,012)	21
10/2	L	7	at Miami (59,867)	24
10/9	W	14	Tampa Bay (55,374)	13
10/16	L	14	Green Bay (59,053)	34
10/23	W	49	at Tampa Bay (48,020)	20
10/30	L	21	at San Francisco (60,738)	24
11/6	W	44	Detroit (55,573)	3
11/13	W	43	at Dallas (57,830)	17
11/20	W	12	Indianapolis Colts (58,342)	3
11/24	W	23	at Detroit (46,379)	40
12/4	W	45	New Orleans (61,215)	3
12/11	L	6	at Green Bay (48,892)	18
12/19	W	28	Chicago (62,067)	27
			406	233

NFC First-Round Playoffs
(Metrodome, Minneapolis, MN)

12/26 W 28 L.A. Rams (57,666) 17

NFC Divisional Playoffs
(Candlestick Park, San Francisco, CA)

1/1/89 L 9 San Francisco (61,848) 34

1989

Head Coach: Jerry Burns
Preseason (3-1)

8/12	W	23	Kansas City at Memphis (63,528)	13
8/21	W	24	Washington (50,213)	13
8/26	L	14	at L.A. Rams (45,087)	24
9/1	W	17	Cincinnati (49,867)	10

Regular Season (10-6)
Finish: NFC Central Champions

9/10	W	38	Houston (54,015)	7
9/17	L	7	at Chicago (66,475)	38
9/24	L	14	at Pittsburgh (50,744)	27
10/1	W	17	Tampa Bay (54,817)	3
10/8	W	24	Detroit (55,380)	7
10/15	W	26	Green Bay (62,075)	7
10/22	W	20	at Detroit (51,579)	14
10/30	L	24	at N.Y. Giants (76,041)	24
11/5	W	13	L.A. Rams (59,600) (OT)	21
11/12	W	24	at Tampa Bay (56,271)	10
11/19	L	9	at Philadelphia (65,944)	10
11/26	L	19	at Green Bay (Milw.) (55,592)	20
12/3	W	27	Chicago (60,664)	16
12/10	W	43	Atlanta (58,116)	17

12/17	L	17	at Cleveland (70,777) (OT)	23
12/25	W	29	Cincinnati (58,829)	21
			351	275

NFC Divisional Playoffs
(Candlestick Park, San Francisco, CA)

1/6/90 L 13 San Francisco (64,585) 41

1990

Head Coach: Jerry Burns
Preseason (3-1)

8/11	L	10	New Orleans (48,154)	13
8/19	W	23	at Cleveland (60,989)	20
8/26	W	22	Houston (46,191)	21
8/31	W	20	at Miami (44,689)	17

Regular Season (6-10)
Finish: 5th in NFC Central

9/9	L	31	at Kansas City (68,363)	24
9/16	W	22	New Orleans (56,272)	3
9/23	L	16	at Chicago (65,420)	19
9/30	L	20	Tampa Bay (54,462) (OT)	23
10/7	L	27	Detroit (57,586)	34
10/15	L	24	at Philadelphia (66,296)	32
10/28	L	10	at Green Bay (Milw.) (55,125)	24
11/4	W	27	Denver (57,331)	22
11/11	W	17	at Detroit (68,264)	7
11/18	W	24	at Seattle (59,735)	21
11/25	W	41	Chicago (58,866)	13
12/2	W	23	Green Bay (62,058)	7
12/9	L	15	at N.Y. Giants (76,121)	23
12/16	L	13	at Tampa Bay (47,272)	26
12/22	L	24	L.A. Raiders (53,899)	28
12/30	L	17	San Francisco (51,590)	20
			351	326

1991

Head Coach: Jerry Burns
Preseason (2-2)

8/3	L	21	at New Orleans (58,953)	24
8/10	W	34	Pittsburgh (44,959)	24
8/17	L	24	at Cincinnati (56,358) (OT)	27
8/23	W	31	Cleveland (45,925)	7

Regular Season (8-8)
Finish: 3rd in NFC Central

9/1	L	6	at Chicago (64,112)	10
9/8	W	20	at Atlanta (50,936)	19
9/15	W	17	San Francisco (59,148)	14
9/22	L	0	at New Orleans (68,591)	26
9/29	L	6	Denver (55,031)	13
10/6	L	20	at Detroit (63,423)	24
10/13	W	34	Phoenix Cards (51,209)	7
10/20	L	23	at New England (45,367) (OT)	26
10/27	W	28	at Phoenix Cards (45,447)	0
11/3	W	28	Tampa Bay (35,373)	13
11/11	L	17	Chicago (59,001)	34
11/17	W	35	at Green Bay (57,614)	21
11/24	L	14	Detroit (51,644)	34
12/8	W	26	at Tampa Bay (41,091)	24
12/15	W	20	L.A. Rams (61,518)	14
12/21	L	7	Green Bay (52,860)	27
			301	306

1992

Head Coach: Dennis Green
Preseason (4-0)


8/8	W	24	Buffalo (36,603)	3
8/15	W	30	Kansas City (38,132)	0
8/24	W	56	at Cleveland (55,775)	3
8/29	W	30	at Washington (55,855)	0

Regular Season (11-5)
Finish: NFC Central Champions

9/6	W	23	at Green Bay (58,617) (OT)	20
9/13	L	17	at Detroit (57,519)	31
9/20	W	26	Tampa Bay (48,113)	20
9/27	W	42	at Cincinnati (53,847)	7
10/4	W	21	Chicago (60,992)	20
10/15	W	31	Detroit (52,816)	14
10/25	L	13	Washington (59,098)	15
11/2	W	38	at Chicago (61,257)	10
11/9	W	35	at Tampa Bay (49,095)	7
11/15	L	13	Houston (56,726)	17
11/22	W	17	Cleveland (53,323)	13
11/29	W	31	at L.A. Rams (54,831)	17
12/6	L	17	at Philadelphia (65,280)	28
12/13	L	17	San Francisco (60,685)	20
12/20	W	6	at Pittsburgh (53,613)	3
12/27	W	27	Green Bay (61,461)	7
			374	249

NFC First-Round Playoffs
(Metrodome, Minneapolis, MN)

1/2/93 L 7 Washington (57,353) 24



The 1998 Vikings went a franchise best 15-1 and were crowned NFC Central Champions. QB Randall Cunningham finished the season with an NFL-best 106.0 passer rating.

1993

Head Coach: Dennis Green

Preseason (4-1)

8/1	W	13	at Dallas (60,110)	7
8/7	W	20	Buffalo at Berlin, Germany (67,132)	6
8/14	W	23	Seattle (42,240)	10
8/21	L	20	at Kansas City (73,080)	27
8/26	W	30	Pittsburgh (41,512)	13

Regular Season (9-7)

Finish: 2nd in NFC Central

9/5	L	7	at L.A. Raiders (44,120)	24
9/12	W	10	Chicago (57,921)	7
9/26	W	15	Green Bay (61,746)	13
10/3	L	19	at San Francisco (63,071)	38
10/10	W	15	Tampa Bay (54,215)	0
10/25	W	19	at Chicago (64,677)	10
10/31	L	27	Detroit (63,428)	32
11/7	L	17	San Diego (55,527)	30
11/14	W	26	at Denver (67,329)	23
11/21	L	10	at Tampa Bay (40,848)	23
11/28	L	14	New Orleans (53,030)	17
12/5	W	13	at Detroit (63,216)	0
12/12	L	20	Dallas (63,321)	37
12/19	W	21	at Green Bay (Milw.) (54,773)	17
12/26	W	30	Kansas City (59,236)	10
12/31	W	14	at Washington (42,836)	9

290

NFC First-Round Playoffs

(Giants Stadium, East Rutherford, NJ)				
1/9/94	L	10	N.Y. Giants (75,089)	17

1994

Head Coach: Dennis Green

Preseason (3-2)

7/31	L	9	at Dallas (59,062)	17
8/7	W	17	Kansas City at Tokyo, Japan (49,555)	9
8/13	W	21	New Orleans (46,067)	17
8/20	L	19	at Seattle (45,497)	30
8/26	W	31	Miami (46,933)	16

Regular Season (10-6)

Finish: NFC Central Champions

9/4	L	10	at Green Bay (59,487)	16
9/11	W	10	Detroit (57,349)	3
9/18	W	42	at Chicago (61,073)	14
9/25	W	38	Miami (64,035)	35
10/2	L	7	at Arizona Cards (67,950)	17
10/10	W	27	at N.Y. Giants (77,294)	10
10/20	W	13	Green Bay (63,041) (OT)	10
10/30	W	36	at Tampa Bay (42,110)	13
11/6	W	21	New Orleans (57,564)	20
11/13	L	20	at New England (58,382) (OT)	26
11/20	L	21	N.Y. Jets (60,687)	31
11/27	L	17	Tampa Bay (47,259) (OT)	20
12/1	W	33	Chicago (61,483) (OT)	27
12/11	W	21	at Buffalo (66,501)	17
12/17	L	19	at Detroit (73,881)	41
12/26	W	21	San Francisco (63,326)	14

314

NFC First-Round Playoffs

(Metrodome, Minneapolis, MN)				
1/1/95	L	18	Chicago (60,347)	35

1995

Head Coach: Dennis Green

Preseason (2-2)

8/7	W	23	at San Diego (47,934)	21
8/12	L	14	at New England (56,241)	19
8/18	W	20	Oakland (45,306)	17
8/26	L	13	Kansas City (39,349)	17

Regular Season (8-8)

Finish: 4th in NFC Central

9/3	L	14	at Chicago (63,036)	31
9/10	W	20	Detroit (52,234)	10
9/17	L	17	Dallas (60,088) (OT)	23
9/24	W	44	at Pittsburgh (57,853)	24
10/8	W	23	Houston (56,430) (OT)	17
10/15	L	17	at Tampa Bay (55,703) (OT)	20
10/22	L	21	at Green Bay (60,332)	38
10/30	L	6	Chicago (61,238)	14
11/5	W	27	Green Bay (62,839)	24
11/12	W	30	at Arizona Cards (51,342) (OT)	24
11/19	W	43	New Orleans (58,108)	24
11/23	L	38	at Detroit (74,559)	44
12/3	W	31	Tampa Bay (52,879)	17
12/9	W	27	Cleveland (47,984)	11
12/18	L	30	at San Francisco (64,975)	37
12/24	L	24	at Cincinnati (34,568)	27

385

1996

Head Coach: Dennis Green

Preseason (1-3)

8/3	W	23	San Diego (34,367) (OT)	20
8/8	L	12	Buffalo (36,297)	35
8/19	L	17	at Miami (55,598)	24
8/23	L	13	at New Orleans (35,728)	16

Regular Season (9-7)

Finish: Second in NFC Central

9/1	W	17	Detroit (52,972)	13
9/8	W	23	at Atlanta (42,688)	17
9/15	W	20	at Chicago (61,301)	14
9/22	W	30	Green Bay (64,168)	21
9/29	L	10	at N.Y. Giants (70,970)	15
10/6	W	14	Carolina (60,894)	12
10/13	L	13	at Tampa Bay (32,175)	24
10/28	L	13	Chicago (60,774)	15
11/3	L	6	Kansas City (59,552)	21
11/10	L	23	at Seattle (50,794)	42
11/17	W	16	at Oakland (41,183) (OT)	13
11/24	L	17	Denver (59,142)	21
12/1	W	41	Arizona (45,767)	21
12/8	W	24	at Detroit (46,043)	22
12/15	W	21	Tampa Bay (49,302)	10
12/22	L	10	at Green Bay (59,306)	38

315

NFC First-Round Playoffs

(Texas Stadium, Irving, TX)				
12/28	L	15	Dallas (64,682)	40

1997

Head Coach: Dennis Green

Preseason (3-2)

7/26	W	28	Seattle at Canton (23,846)	26
8/2	W	26	St. Louis Rams (36,971)	6
8/8	L	3	at Buffalo (32,559)	19
8/16	L	13	at Cincinnati (44,316)	37
8/22	W	28	San Diego (44,300)	22

Regular Season (9-7)

Finish: 4th in NFC Central

8/31	W	34	at Buffalo (79,139)	13
9/7	W	27	at Chicago (59,263)	24
9/14	L	14	Tampa Bay (63,697)	28
9/21	L	32	at Green Bay (60,115)	38
9/28	W	28	Philadelphia (55,149)	19
10/5	W	20	at Arizona (45,550)	19
10/12	W	21	Carolina (62,625)	14
10/26	W	10	at Tampa Bay (66,815)	6
11/2	W	23	New England (62,917)	18
11/9	W	29	Chicago (63,443)	22
11/16	L	15	at Detroit (68,910)	38
11/23	L	21	at N.Y. Jets (77,716)	23
12/1	L	11	Green Bay (64,001)	27
12/7	L	17	at San Francisco (55,761)	28
12/14	L	13	Detroit (60,982)	14
12/21	W	39	Indianapolis (54,107)	28

359

NFC First-Round Playoffs

(Giants Stadium, East Rutherford, NJ)				
12/27	W	23	N.Y. Giants (77,710)	22

NFC Divisional Playoffs

(COM Park, San Francisco, CA)				
1/3/98	L	22	San Francisco (65,018)	38

1998

Head Coach: Dennis Green

Preseason (4-0)

8/9	W	28	at New England (54,111)	0
8/15	W	34	Kansas City (60,995)	0
8/22	W	25	at Carolina (64,569) (OT)	22
8/28	W	42	San Diego (62,127)	28

Regular Season (15-1)

Finish: NFC Central Champions

9/6	W	31	Tampa Bay (62,538)	7
9/13	W	38	at St. Louis Rams (56,234)	31
9/20	W	29	Detroit (63,107)	6
9/27	W	31	at Chicago (57,783)	28
10/5	W	37	at Green Bay (59,849)	24
10/18	W	41	Washington (64,004)	7
10/25	W	34	at Detroit (77,885)	13
11/1	L	24	at Tampa Bay (64,979)	27
11/8	W	31	New Orleans (63,779)	24
11/15	W	24	Cincinnati (64,232)	3
11/22	W	28	Green Bay (64,471)	14
11/26	W	46	at Dallas (64,366)	36
12/6	W	48	Cleveland (64,247)	22
12/13	W	38	at Baltimore Ravens (69,074)	28
12/20	W	50	Jacksonville (64,363)	10
12/26	W	26	at Tennessee (41,121)	16

296

NFC Divisional Playoffs

(Metrodome, Minneapolis, MN)				
1/10/99	W	41	Arizona (63,760)	21

NFC Championship Game

(Metrodome, Minneapolis, MN)				
1/17/99	L	27	Atlanta (64,060) (OT)	30

1999

Head Coach: Dennis Green

Preseason (2-2)

8/13	L	21	N.Y. Giants (63,434)	36
8/21	W	24	at Cleveland (71,398)	17
8/26	W	17	Philadelphia (63,387)	13
9/3	L	17	at N.Y. Jets (76,782)	38

Regular Season (10-6)

Finish: 2nd in NFC Central

9/12	W	17	at Atlanta (69,555)	14
9/19	L	17	Oakland (64,080)	22
9/26	L	20	at Green Bay (59,868)	23
10/3	W	21	Tampa Bay (64,106)	14
10/10	L	22	Chicago (64,107)	24
10/17	L	23	at Detroit (76,516)	25
10/24	W	40	San Francisco (64,109)	16
10/31	W	23	at Denver (75,021)	20
11/8	W	27	Dallas (64,111)	17
11/14	W	27	at Chicago (66,944) (OT)	24
11/28	W	35	San Diego (64,232)	27
12/6	L	17	at Tampa Bay (65,741)	24
12/12	L	28	at Kansas City (78,932)	31
12/20	W	24	Green Bay (64,203)	20
12/26	W	34	at N.Y. Giants (78,095)	17
1/2/00	W	24	Detroit (64,103)	17

335

NFC First-Round Playoffs

(Metrodome, Minneapolis, MN)				
1/9/00	W	27	Dallas (64,056)	10

NFC Divisional Playoffs

(TWA Dome, St. Louis, MO)				
1/16/00	L	37	St. Louis Rams (66,194)	49

2000

Head Coach: Dennis Green

Preseason (1-3)

8/5	L	24	New Orleans (63,445)	25
8/12	L	7	at San Diego (43,805)	31
8/18	W	35	Arizona Cards (63,563)	37
8/24	L	30	at Indianapolis (51,337)	32

Regular Season (11-5)

Finish: NFC Central Champions

9/3	W	30	Chicago (64,112)	27
9/10	W	13	Miami (64,112)	7
9/17	W	21	at New England (60,292)	13
10/1	W	31	at Detroit (76,438)	24
10/9	W	30	Tampa Bay (64,162)	23
10/15	W	28	at Chicago (66,944)	26
10/22	W	31	Buffalo (64,116)	17
10/29	L	13	at Tampa Bay (65,589)	41
11/6	L	20	at Green Bay (59,854) (OT)	26
11/12	W	31	Arizona (64,223)	14
11/19	W	31	Carolina (64,208)	17
11/23	W	27	at Dallas (63,878)	15
11/30	W	24	Detroit (64,214)	17
12/10	L	29	at St. Louis Rams (66,273)	40
12/17	L	28	Green Bay (64,183)	33
12/24	L	10	at Indianapolis Colts (56,672)	31

397

NFC Divisional Playoffs

(Metrodome, Minneapolis, MN)

1/6/01 W 34 New Orleans (63,881) 16

NFC Championship

(Giants Stadium, East Rutherford, NJ)

1/14/01 L 0 NY Giants (79,310) 41

2001

Head Coach: Dennis Green (first 15 games), Mike Tice (final game)

Preseason (4-0)

8/11	W	28	New Orleans (46,752)	21
			at San Antonio, TX	
8/16	W	24	Pittsburgh (63,790)	10
8/24	W	28	Indianapolis (63,804)	21
8/31	W	20	at Miami (60,136)	7

Regular Season (5-11)

Finish: 4th in NFC Central

9/9	L	13	Carolina (64,108)	24
9/23	L	10	at Chicago (66,944)	17
9/30	W	20	Tampa Bay (64,105)	16
10/7	L	15	at New Orleans (70,020)	28
10/14	W	31	Detroit (64,048)	26
10/21	W	35	Green Bay (64,165)	13
10/28	L	14	at Tampa Bay (65,558)	41
11/11	L	17	at Philadelphia (65,638)	48
11/19	W	28	N.Y. Giants (64,283)	16
11/25	L	6	Chicago (64,214)	13
12/2	L	16	at Pittsburgh (62,661)	21
12/9	W	42	Tennessee (64,271)	24
12/16	L	24	at Detroit (72,190)	27
12/23	L	3	Jacksonville (64,150)	33
12/30	L	13	at Green Bay (59,870)	24
1/7/02	L	3	at Baltimore (69,465)	19

290

2002

Head Coach: Mike Tice

Preseason (2-2)

8/10	L	15	Cleveland (63,532)	27
8/16	W	24	at Buffalo (46,027)	21
8/23	W	14	Tennessee (63,845)	20
8/29	L	14	at Pittsburgh (57,062)	17

Regular Season (6-10)

Finish: 2nd in NFC North

9/8	L	23	at Chicago (63,226) (Champaign, IL) 27
9/15	L	39	Buffalo (64,047) (OT) 45
9/22	L	14	Carolina (63,945) 21
9/29	L	23	at Seattle (65,212) 48
10/13	W	31	Detroit (64,013) 24
10/20	W	7	at N.Y. Jets (78,516) 20
10/27	L	25	Chicago (64,122) 7
11/3	L	24	at Tampa Bay (65,667) 27
11/10	L	20	N.Y. Giants (64,005) 38
11/17	W	31	Green Bay (64,153) 21
11/24	L	17	at New England (68,436) 24
12/1	L	24	Atlanta (63,947) (OT) 30
12/8	L	22	at Green Bay (64,070) 26
12/15	W	32	at New Orleans (67,851) 31
12/21	W	20	Miami (64,285) 17
12/29	W	38	at Detroit (60,233) 46

390

2003

Head Coach: Mike Tice

Preseason (1-3)

8/9	L	14	Jacksonville (63,370)	16
8/16	L	16	at Kansas City (75,634)	26
8/22	W	21	at Oakland (37,411)	6
8/28	L	27	Arizona (63,473)	31

Regular Season (9-7)

Finish: 2nd in NFC North

9/7	W	30	at Green Bay (70,505)	25
9/14	W	24	Chicago (64,144)	13
9/21	W	23	at Detroit (60,865)	13
9/28	W	35	San Francisco (64,111)	7
10/5	W	39	at Atlanta (70,427)	26
10/19	W	28	Denver (64,381)	20
10/26	L	17	N.Y. Giants (64,114)	29
11/2	L	27	Green Bay (64,482)	30
11/9	L	28	at San Diego (64,738)	42
11/16	L	18	at Oakland (56,653)	28
11/23	W	24	Detroit (63,946)	14
11/30	L	17	at St. Louis (66,134)	48
12/7	W	34	Seattle (63,968)	7
12/14	L	10	at Chicago (61,804)	13
12/20	W	45	Kansas City (64,291)	20
12/28	L	17	at Arizona (52,734)	18

416

2004

Head Coach: Mike Tice

Preseason (2-2)

8/14	W	23	Arizona (63,658)	6
8/20	L	24	at Atlanta (70,623)	27
8/27	W	23	San Francisco (63,960)	10
9/2	L	21	at Seattle (50,198)	23

Regular Season (8-8)

Finish: 2nd in NFC North

9/12	W	35	Dallas (64,105)	17
9/20	L	16	at Philadelphia (67,676)	27
9/26	W	27	Chicago (64,163)	22
10/10	W	34	at Houston (70,718) (OT)	28
10/17	W	38	at New Orleans (64,900)	31
10/24	W	20	Tennessee (64,108)	3
10/31	L	13	N.Y. Giants (64,012)	34
11/8	L	28	at Indianapolis (57,307)	31
11/14	L	31	at Green Bay (70,671)	34
11/21	W	22	Detroit (64,156)	19
11/28	W	27	Jacksonville (64,004)	16
12/5	L	14	at Chicago (62,051)	24
12/12	L	23	Seattle (64,110)	27
12/19	W	28	at Detroit (62,337)	27

12/24	L	31	Green Bay (64,311)	34
1/2	L	18	at Washington (76,876)	21

405

NFC First-Round Playoffs

(Lambeau Field, Green Bay, WI)

1/9/05 W 31 Green Bay (71,705) 17

NFC Divisional Playoffs

(Lincoln Financial Field, Philadelphia, PA)

1/16/05 L 14 Philadelphia (67,722) 27

2005

Head Coach: Mike Tice

Preseason (3-1)

8/12	W	23	Kansas City (63,621)	16
8/19	L	21	at N.Y. Jets (76,441)	28
8/26	W	19	San Diego (64,172)	16
9/2	W	23	at Seattle (63,746)	21

Regular Season (9-7)

Finish: 2nd in NFC North

9/11	L	13	Tampa Bay (63,939)	24
9/18	L	8	at Cincinnati (65,763)	37
9/25	W	33	New Orleans (63,952)	16
10/2	L	10	at Atlanta (69,552)	30
10/16	L	3	at Chicago (62,143)	28
10/23	W	23	Green Bay (64,278)	20
10/30	L	13	at Carolina (73,502)	38
11/6	W	27	Detroit (63,813)	14
11/13	W	24	at N.Y. Giants (78,637)	21
11/21	W	20	at Green Bay (70,610)	17
11/27	W	24	Cleveland (63,814)	12
12/4	W	21	at Detroit (61,375)	16
12/11	W	27	St. Louis (64,005)	13
12/18	L	3	Pittsburgh (64,136)	18
12/25	L	23	at Baltimore (70,246)	30
1/1/06	W	34	Chicago (64,023)	14

306

2006

Head Coach: Brad Childress

Preseason (2-1-1)


8/14	L	13	Oakland (63,278)	16
8/19	W	17	at Pittsburgh (57,813)	10
8/25	W	30	Baltimore (63,257)	7
8/31	T	10	at Dallas (60,299)	10

Regular Season (6-10)

Finish: 3rd in NFC North

9/11	W	19	at Washington (90,508)	16
9/17	W	16	Carolina (63,623) (OT)	13
9/24	L	16	Chicago (63,754)	19
10/1	L	12	at Buffalo (71,972)	17
10/8	W	26	Detroit (63,906)	13
10/22	W	31	at Seattle (63,118)	13
10/30	L	7	New England (63,819)	31
11/5	L	3	at San Francisco (68,088)	9
11/12	L	17	Green Bay (63,924)	23
11/19	L	20	at Miami (73,070)	24
11/26	W	31	Arizona (63,483)	26
12/3	L	13	at Chicago (62,221)	23
12/10	W	30	at Detroit (60,861)	20
12/17	L	13	N.Y. Jets (63,677)	26
12/21	L	7	at Green Bay (70,864)	9
12/31	L	21	St. Louis (63,557)	41

282



Robert Smith retired as the Vikings all-time leading rusher, which has since been broken by Adrian Peterson, with 6,818 yards. Playing from 1993-2000, Smith led the team in rushing for 6 consecutive seasons and was selected to the Pro Bowl twice.

2007

Head Coach: Brad Childress

Preseason (2-2)

8/10	L	10	St. Louis (62,666)	13
8/17	W	37	at N.Y. Jets (75,851)	20
8/25	L	13	at Seattle (66,723)	30
8/30	W	23	Dallas (62,938)	14

Regular Season (8-8)

Finish: 2nd in NFC North

9/9	W	24	Atlanta (62,815)	3
9/16	L	17	at Detroit (61,771) (OT)	10
9/23	L	10	at Kansas City (78,038)	13
9/30	L	16	Green Bay (63,779)	23
10/14	W	34	at Chicago (62,174)	31
10/21	L	14	at Dallas (63,432)	24
10/28	L	16	Philadelphia (63,019)	23
11/4	W	35	San Diego (63,043)	17
11/11	L	0	at Green Bay (70,945)	34
11/18	W	29	Oakland (62,960)	27
11/25	W	41	at N.Y. Giants (78,591)	17
12/2	W	42	Detroit (62,996)	10
12/9	W	27	at San Francisco (68,050)	7
12/17	W	20	Chicago (63,800)	13
12/23	L	21	Washington (63,634)	32
12/30	L	19	at Denver (76,084) (OT)	22
				365

2008

Head Coach: Brad Childress

Preseason (1-3)

8/9	L	17	Seattle (62,545)	34
8/16	W	23	at Baltimore (70,585)	15
8/23	L	10	Pittsburgh (62,625)	12
8/28	L	10	at Dallas (60,246)	16

Regular Season (10-6)

Finish: NFC North Champions

9/8	L	19	at Green Bay (71,004)	24
9/14	L	15	Indianapolis (63,585)	18
9/21	W	20	Carolina (62,628)	10
9/28	L	17	at Tennessee (69,143)	30
10/6	W	30	at New Orleans (70,015)	27
10/12	W	12	Detroit (62,867)	10
10/19	L	41	at Chicago (62,235)	48
11/2	W	28	Houston (62,839)	21
11/9	W	28	Green Bay (63,845)	27
11/16	L	13	at Tampa Bay (65,278)	19
11/23	W	30	at Jacksonville (65,064)	12
11/30	W	34	Chicago (63,722)	14
12/7	W	20	at Detroit (50,444)	16
12/14	W	35	at Arizona (64,457)	14
12/21	L	17	Atlanta (62,889)	24
12/28	W	20	N.Y. Giants (63,761)	19
				379

NFC First-Round Playoffs
(Metrodome, Minneapolis, MN)

1/4/09L	L	14	Philadelphia (61,746)	26
---------	---	----	-----------------------	----

2009

Head Coach: Brad Childress

Preseason (3-1)

8/14	W	13	at Indianapolis (65,484)	3
8/21	W	17	Kansas City (62,782)	13
8/31	W	17	at Houston (70,191)	10
9/4	L	31	Dallas (62,334)	35

Regular Season (12-4)

Finish: NFC North Champions

9/13	W	34	at Cleveland (70,560)	20
9/20	W	27	at Detroit (56,269)	13
9/27	W	27	San Francisco (63,398)	23
10/5	W	30	Green Bay (63,846)	23
10/11	W	38	at St. Louis (60,166)	13
10/18	W	33	Baltimore (63,689)	31
10/25	L	17	at Pittsburgh (65,597)	27
11/1	W	38	at Green Bay (71,213)	26
11/5	W	27	Detroit (63,854)	10
11/22	W	35	Seattle (63,854)	9
11/29	W	36	Chicago (63,854)	4
12/6	L	17	at Arizona (64,121)	30
12/13	W	30	Cincinnati (63,854)	10
12/20	L	7	at Carolina (73,515)	26
12/28	L	30	at Chicago (62,479) (OT)	36
1/3/10	W	44	N.Y. Giants (63,854)	7
				470

NFC Divisional Playoffs
(Metrodome, Minneapolis, MN)

1/17/10	W	34	Dallas (63,547)	3
---------	---	----	-----------------	---

NFC Championship
(Superdome, New Orleans, LA)

1/24/10	L	28	New Orleans (71,276) (OT)	31
---------	---	----	---------------------------	----

2010

Head Coach: Brad Childress (first 10 games), Leslie Frazier (final 6 games)

Preseason (3-1)

8/14	W	28	at St. Louis (40,801)	7
8/22	L	10	at San Francisco (69,732)	15
8/28	W	24	Seattle (63,550)	13
9/2	W	31	Denver (63,328)	24

Regular Season (6-10)

Finish: 4th in NFC North

9/9	L	28	at New Orleans (70,051)	14
9/19	L	10	Miami (63,846)	14
9/26	W	24	Detroit (63,377)	10
10/11	L	20	at N.Y. Jets (77,909)	29
10/17	W	24	Dallas (64,120)	21
10/24	L	24	at Green Bay (71,107)	28
10/31	L	18	at New England (68,756)	28
11/7	W	27	Arizona (64,120) (OT)	24
11/14	L	13	at Chicago (62,206)	27
11/21	L	3	Green Bay (64,120)	31
11/28	W	17	at Washington (83,602)	13
12/5	W	38	Buffalo (64,012)	14
12/13	L	3	N.Y. Giants (45,910)#	21
12/20	L	14	Chicago (45,504)*	40
12/28	W	24	at Philadelphia (69,144)*	14
1/2/11	L	13	at Detroit (57,013)	28
				311

Played at Ford Field, Detroit
* Played at TCF Bank Stadium, Univ. of MN
^ Delayed from 12/26 by Philadelphia blizzard

2011

Head Coach: Leslie Frazier

Preseason (2-2)

8/13	L	3	at Tennessee (69,143)	14
8/20	W	20	at Seattle (65,599)	7
8/27	L	17	Dallas (62,800)	23
9/1	W	28	Houston (62,148)	0

Regular Season (3-13)

Finish: 4th in NFC North

9/11	L	17	at San Diego (66,716)	24
9/18	L	20	Tampa Bay (62,461)	24
9/25	L	23	Detroit (62,466)	26
10/2	L	17	at Kansas City (72,931)	22
10/9	W	34	Arizona (62,479)	10
10/16	L	10	at Chicago (62,322)	39
10/23	L	27	Green Bay (63,946)	33
10/30	W	24	at Carolina (72,095)	21
11/4	L	7	at Green Bay (70,519)	45
11/11	L	21	Oakland (62,748)	27
11/27	L	4	at Atlanta (68,115)	24
12/4	L	32	Denver (62,939)	35
12/11	L	28	at Detroit (63,988)	34
12/18	W	20	New Orleans (62,632)	42
12/24	W	33	at Washington (63,370)	16
1/1/12	L	13	Chicago (62,867)	27
				340

2012

Head Coach: Leslie Frazier

Preseason (1-3)

8/10	L	6	at San Francisco (69,732)	17
8/17	W	36	Buffalo (56,430)	14
8/24	L	10	San Diego (56,521)	12
8/30	L	24	at Houston (71,116)	28

Regular Season (10-6)

Finish: 2nd in NFC North

9/9	W	26	Jacksonville (56,607) (OT)	23
9/16	L	20	at Indianapolis (63,912)	23
9/23	W	24	San Francisco (57,288)	13
10/30	W	20	at Detroit (63,616)	13
10/7	W	30	Tennessee (57,652)	7
10/14	L	26	at Washington (78,476)	38
10/21	W	21	Arizona (61,068)	14
10/25	L	17	Tampa Bay (60,860)	36
11/4	L	20	at Seattle (67,584)	30
11/11	W	34	Detroit (64,059)	24
11/25	L	10	at Chicago (62,306)	28
12/2	L	14	at Green Bay (70,567)	28
12/9	W	21	Chicago (64,134)	14
12/16	W	36	at St. Louis (55,751)	22
12/23	W	23	at Houston (71,688)	6
12/30	W	37	Green Bay (64,134)	34
				379

NFC First-Round Playoffs
(Lambeau Field, Green Bay, WI)

1/5/13	L	10	at Green Bay (71,548)	24
--------	---	----	-----------------------	----

2013

Head Coach: Leslie Frazier

Preseason (1-3)

8/9	L	13	Houston	27
8/16	L	16	at Buffalo	20
8/25	L	14	at San Francisco	34
8/29	W	24	Tennessee	23

Regular Season (5-10-1)

Finish: 4th in NFC North

9/8	L	24	at Detroit (62,461)	34
9/15	L	30	at Chicago (62,181)	31
9/22	L	27	Cleveland (63,672)	31
9/29	W	34	Pittsburgh at London (83,518)	27
10/13	L	10	Carolina (63,963)	35
10/21	L	7	at New York Giants (79,314)	23
10/27	L	31	Green Bay (64,134)	44
11/3	L	23	at Dallas (85,360)	27
11/7	W	34	Washington (64,011)	27
11/17	L	20	at Seattle (68,235)	41
11/24	T	26	at Green Bay (77,871) (OT)	26
12/1	W	23	Chicago (64,134) (OT)	20
12/8	L	26	at Baltimore (70,921)	29
12/15	L	48	Philadelphia (64,087)	30
12/22	L	14	at Cincinnati (61,555)	42
12/29	W	14	Detroit (64,134)	13
				391

2014

Head Coach: Mike Zimmer

Preseason (4-0)

8/8	W	10	Oakland	6
8/16	W	38	Arizona	28
8/23	W	30	at Kansas City	12
8/28	W	19	at Tennessee	3

Regular Season (7-9)

Finish: 3rd in NFC North

9/7	W	34	at St. Louis (55,919)	6
9/14	L	7	New England (52,350)	30
9/21	L	9	at New Orleans (73,005)	20
9/28	W	41	Atlanta (52,173)	28
10/2	L	10	at Green Bay (78,054)	42
10/12	L	3	Detroit (52,213)	17
10/19	L	16	at Buffalo (68,477)	17
11/26	W	19	at Tampa Bay (56,577) (OT)	13
11/2	W	29	Washington (64,011)	26
11/16	L	13	at Chicago (61,792)	21
11/23	L	21	Green Bay (52,386)	24
11/30	W	31	Carolina (52,016)	13
12/7	W	30	New York Jets (52,152) (OT)	24
12/14	L	14	at Detroit (62,490)	16
12/21	L	35	at Miami (66,203)	37
12/28	W	13	Chicago (52,364)	9
				325



Both Head Coach Mike Zimmer and QB Teddy Bridgewater captured their 1st NFC North victory in the 2014 finale vs. the Chicago Bears.

KICKOFF
EXECUTIVES
COACHES
STAFF
PLAYERS
ROOKIES
2014 SEASON
RECORDS
PLAYOFF RECORDS
HISTORY
EXTRA POINTS

VIKINGS ALL-TIME RECORD

	Won	Lost	Tied	Pct.	Games		Won	Lost	Tied	Pct.	Games
Pre-Season (1961-2014)	144	96	3	.599	243	NFC Regular and Post-Season	376	311	10	.547	697
Regular Season (1961-2014)	438	374	10	.539	822	AFC Regular and Post-Season	81	90	0	.474	171
Post-Season (1961-2014)	19	27	0	.413	46	All Regular and Post-Season	457	401	10	.532	868
All Games (1961-2014)	601	497	13	.547	1,112*						
NFC Regular Season	357	288	10	.553	655						
AFC Regular Season	81	86	0	.485	167						

*Vikings faced Dallas in Playoff Bowl on 1/5/69, a post-season exhibition game after being eliminated from playoffs. The game does not count in all-time post-season record and statistics from the game do not count. Total is 1,112 with Playoff Bowl.

VIKINGS VS. NFC CENTRAL SERIES VS. NFC NORTH

***1970-2001 Tampa Bay was not in NFC Central in 1976 and moved to NFC South for the 2002 season

Playoff Appearances (Since 1961)	Western Conf./Division Titles (Since 1961)	NFC North
27- Minnesota Vikings	18- Minnesota Vikings	Team Total Games (incl. Playoffs) All-Time Series Titles
26- Green Bay Packers	17- Green Bay Packers	Chicago Bears.....108.....55-51-2.....2
15- Chicago Bears	8- Chicago Bears	Detroit Lions.....107.....69-36-2.....0
10- Detroit Lions	3- Detroit Lions	Green Bay Packers.....109.....49-58-2.....8
6- Tampa Bay Buccaneers	3- Tampa Bay Buccaneers	Minnesota Vikings.....*.....*.....*

VIKINGS ALL-TIME RECORDS BY MONTH (REGULAR & POST SEASON)

	Total Games	August W-L-T	September W-L-T	October W-L-T	November W-L-T	December W-L-T	January W-L-T	Totals
Arizona	25	0-0-0	0-0-0	6-6-0	5-2-0	3-2-0	1-0-0	15-10-0
Atlanta	28	0-0-0	8-0-0	2-2-0	3-3-0	3-5-0	1-1-0	17-11-0
Baltimore	5	0-0-0	0-0-0	1-0-0	0-0-0	1-2-0	0-1-0	2-3-0
Buffalo	13	1-0-0	1-3-0	2-2-0	0-0-0	4-0-0	0-0-0	8-5-0
Carolina	12	0-0-0	2-2-0	3-2-0	2-0-0	0-1-0	0-0-0	7-5-0
Chicago	108	0-0-0	14-14-0	16-17-0	11-8-0	13-10-2	1-2-0	55-51-2
Cincinnati	12	0-0-0	1-1-0	0-1-0	2-1-0	3-3-0	0-0-0	6-6-0
Cleveland	15	0-0-0	3-1-0	1-1-0	4-1-0	2-1-0	1-0-0	11-4-0
Dallas	29	0-0-0	1-4-0	4-5-0	5-1-0	1-4-0	3-1-0	14-15-0
Denver	13	0-0-0	1-1-0	4-0-0	2-3-0	0-2-0	0-0-0	7-6-0
Detroit	107	0-0-0	17-7-0	14-9-0	22-7-2	15-12-0	1-1-0	69-36-2
Green Bay	109	0-0-0	10-6-0	14-15-0	15-21-2	9-15-0	1-1-0	49-58-2
Houston	3	0-0-0	0-0-0	1-0-0	1-0-0	1-0-0	0-0-0	3-0-0
Indianapolis	24	0-0-0	2-5-0	1-2-1	2-5-0	2-4-0	0-0-0	7-16-1
Jacksonville	5	0-0-0	1-0-0	0-0-0	2-0-0	1-1-0	0-0-0	4-1-0
Kansas City	11	0-0-0	1-2-0	0-1-0	0-1-0	3-2-0	0-1-0	4-7-0
Miami	12	0-0-0	2-2-0	0-2-0	0-1-0	2-1-0	0-2-0	4-8-0
New England	12	0-0-0	2-1-0	0-4-0	1-2-0	1-1-0	0-0-0	4-8-0
New Orleans	31	0-0-0	4-4-0	2-2-0	8-3-0	4-1-0	2-1-0	20-11-0
New York Giants	26	0-0-0	0-2-0	4-4-0	4-2-0	5-2-0	1-2-0	14-12-0
New York Jets	10	0-0-0	0-0-0	1-3-0	0-3-0	1-2-0	0-0-0	2-8-0
Oakland	14	0-0-0	1-3-0	0-1-0	3-2-0	0-3-0	0-1-0	4-10-0
Philadelphia	25	0-0-0	2-3-0	5-2-0	0-2-0	6-2-0	0-3-0	13-12-0
Pittsburgh	17	0-0-0	3-1-0	2-2-0	3-2-0	1-2-0	0-1-0	9-8-0
San Diego	11	0-0-0	0-2-0	2-0-0	3-3-0	0-1-0	0-0-0	5-6-0
San Francisco	45	0-0-0	8-3-1	6-3-0	2-5-0	5-8-0	1-3-0	22-22-1
St. Louis	43	0-0-0	3-2-1	6-4-0	6-4-1	10-5-0	0-1-0	25-16-2
Seattle	13	0-0-0	0-2-0	1-1-0	3-4-0	1-1-0	0-0-0	5-8-0
Tampa Bay	54	0-0-0	8-6-0	10-8-0	9-6-0	5-2-0	0-0-0	32-22-0
Tennessee	12	0-0-0	1-1-0	5-0-0	0-1-0	2-2-0	0-0-0	8-4-0
Washington	24	0-0-0	1-1-0	1-2-0	6-3-0	4-2-0	0-4-0	12-12-0
Totals	868	1-0-0	97-79-2	114-101-1	124-96-5	108-100-2	13-25-0	457-401-10

VIKINGS OVERTIME GAMES

OVERTIME RECORD

Won 22, Lost 20, Tied 3
(H: 12-9-1, A: 10-11-2)

9/19/76	T	10	L.A. Rams	10	10/20/91	L	23	at New England	26	12/30/07	L	19	at Denver	22
9/18/77	L	10	Dallas	16	9/6/92	W	23	at Green Bay	20	12/28/09	L	30	at Chicago	36
10/16/77	W	22	Chicago	16	10/20/94	W	13	Green Bay	20	1/24/10	L	28	*at New Orleans	31
9/11/78	W	12	Denver	9	11/13/94	L	20	at New England	26	11/7/10	W	27	Arizona	24
11/26/78	T	10	at Green Bay	10	11/27/94	L	17	Tampa Bay	20	9/25/11	L	23	Detroit	26
9/23/79	W	27	Green Bay	21	12/1/94	W	33	Chicago	27	9/9/12	W	26	Jacksonville	23
12/2/79	L	21	at L.A. Rams	27	9/17/95	L	17	Dallas	23	11/24/13	T	26	at Green Bay	26
9/18/83	W	19	at Tampa Bay	16	10/8/95	W	23	Houston Oilers	17	12/1/13	W	23	Chicago	20
10/23/83	W	20	at Green Bay	17	10/15/95	L	17	at Tampa Bay	20	10/26/14	W	19	at Tampa Bay	13
10/12/86	W	27	at San Francisco	24	11/12/95	W	30	at Arizona	14	12/7/14	W	30	N.Y. Jets	24
11/2/86	L	38	at Washington	44	11/17/96	W	16	at Oakland	23					
11/26/87	W	44	at Dallas	38	1/17/99	L	27	*Atlanta	34					
12/26/87	L	24	Washington	27	11/14/99	W	27	at Chicago	20					
11/5/89	W	23	L.A. Rams	21	11/6/00	L	20	at Green Bay	26					
12/17/89	L	17	at Cleveland	23	9/15/02	L	39	Buffalo	45					
9/30/90	L	20	Tampa Bay	23	12/1/02	L	24	Atlanta	30					
					10/10/04	W	34	at Houston	28					
					9/17/05	W	16	Carolina	13					
					9/16/07	L	17	at Detroit	20					

*NFC Championship game

VIKINGS PRIME TIME/THANKSGIVING RECORD

MONDAY NIGHT RECORD

Wn 26, Lost 30

(H: 15-9, A: 11-21)

10/26/70	W	13	L.A. Rams	3
9/20/71	W	16	at Detroit	13
10/25/71	W	10	Baltimore	3
9/18/72	L	21	Washington	24
10/23/72	L	10	at Chicago	13
11/19/73	L	14	at Atlanta	20
11/11/74	W	28	at St. Louis	24
10/27/75	W	13	at Chicago	9
10/4/76	W	17	Pittsburgh	6
11/29/76	L	16	at San Francisco	20
10/24/77	L	3	at L.A. Rams	35
9/11/78	W	12	Denver (OT)	9
9/25/78	W	24	at Chicago	20
10/15/79	L	7	at N.Y. Jets	14
9/14/81	L	10	Oakland	36
11/2/81	L	17	at Denver	19
11/23/81	L	30	at Atlanta	31
1/3/83	W	31	Dallas	27
12/5/83	L	2	at Detroit	13
10/26/87	W	34	Denver	27
12/19/88	W	28	Chicago	27
10/30/89	L	14	at N.Y. Giants	24
12/25/89	W	29	Cincinnati	21
10/15/90	L	24	at Philadelphia	32
11/11/91	L	17	Chicago	34
11/2/92	W	38	at Chicago	10
10/25/93	W	19	at Chicago	12
10/10/94	W	27	at N.Y. Giants	10
12/26/94	W	21	San Francisco	14
10/30/95	L	6	Chicago	14
12/18/95	L	30	at San Francisco	37
10/28/96	L	13	Chicago	15
12/1/97	L	11	Green Bay	27
10/5/98	W	37	at Green Bay	24
11/8/99	W	27	Dallas	17
12/6/99	L	27	Tampa Bay	24
12/20/99	W	24	Green Bay	20
10/9/00	W	30	Tampa Bay	23
11/6/00	L	20	at Green Bay (OT)	26
11/19/01	W	28	N.Y. Giants	16
1/7/02	L	3	at Baltimore	19
9/20/04	L	16	at Philadelphia	27
11/8/04	L	28	at Indianapolis	17
11/21/05	W	20	at Green Bay	17
9/11/06	W	16	at Washington	13
10/30/06	L	7	New England	31
12/17/07	W	20	Chicago	13
9/8/08	L	19	at Green Bay	24
10/6/08	W	30	at New Orleans	27
10/5/09	W	30	Green Bay	23
12/28/09	L	30	at Chicago (OT)	36
10/11/10	L	20	at N.Y. Jets	29
12/13/10	L	3	N.Y. Giants*	21
12/20/10	L	14	Chicago#	40

VIKINGS MONDAY NIGHT BESTS

RUSHING ATTEMPTS

31.....Chester Taylor.....at Was., 9/11/06
29.....Ted Brown.....vs. Dal., 1/3/83
27.....Chuck Foreman.....vs. Pit., 10/4/76

RUSHING YARDS

148.....Chuck Foreman.....vs. Pit., 10/4/76
122.....Robert Smith.....at G.B., 11/6/00
122.....Mewelde Moore.....at G.B., 11/21/05

RUSHING TDs

3.....D.J. Dozier.....vs. Den., 10/26/87
2.....Chuck Foreman.....vs. Pit., 10/4/76
2.....Adrian Peterson.....at Chi., 12/28/09
2.....Adrian Peterson.....vs. Chi., 12/17/07

LONG RUNS

72.....Darrin Nelson.....vs. Den., 10/26/87
34.....Adrian Peterson.....at G.B., 9/8/08
30.....Adrian Peterson.....at NYJ, 10/11/10

PASSING ATTEMPTS

53.....Josh Freeman.....at NYG, 10/21/13
48.....Tommy Kramer.....at NYJ, 10/15/79
47.....Tommy Kramer.....at Atl., 11/23/81
47.....Daunte Culpepper.....at Phi., 9/20/04

PASSING COMPLETIONS

37.....Daunte Culpepper.....at Phi., 9/20/04
28.....Tommy Kramer.....at NYJ, 10/15/79

11/14/11	L	7	at Green Bay	45
12/01/13	L	7	at N.Y. Giants	23

*Game played at Ford Field in Detroit (originally scheduled for 12/12/10, moved due to weather-related Metrodome collapse)
#Game played at TCF Bank Stadium, U of M

TUESDAY NIGHT RECORD

Wn 1, Lost 0

(H: 0-0, A: 1-0)

12/28/10	W	24	at Philadelphia	14
----------	---	----	-----------------	----

THURSDAY NIGHT RECORD

Wn 6, Lost 8

(H: 5-4, A: 1-4)

10/26/78	W	21	at Dallas	15
9/16/82	L	22	at Buffalo	23
9/8/83	L	17	San Francisco	48
11/29/84	L	17	Washington	31
9/19/85	L	24	Chicago	33
10/15/92	W	31	Detroit	14
10/20/94	W	13	Green Bay (OT)	10
12/1/94	W	33	Chicago (OT)	27
11/30/00	W	24	Detroit	17
12/21/06	L	7	at Green Bay	9
9/9/10	L	9	at New Orleans	14
10/25/12	L	17	Tampa Bay	36
11/7/13	W	34	Washington	27
12/2/14	L	10	at Green Bay	42

FRIDAY DAY/NIGHT RECORD

Wn 1, Lost 2

(H: 0-1, A: 1-1)

9/22/67	L	3	at L.A. Rams	39
12/31/93	W	14	at Washington	9
12/24/04	L	31	Green Bay	34

SATURDAY DAY/NIGHT RECORD

Wn 17, Lost 9

(H: 9-3, A: 8-6)

10/9/65	W	40	N.Y. Giants	14
9/14/68	W	47	Atlanta	7
12/5/70	W	16	Chicago	13
12/11/71	W	29	Detroit	10
12/16/72	L	17	at San Francisco	20
12/8/73	W	31	at Green Bay	7
12/7/74	W	23	Atlanta	10
12/14/74	W	35	at Kansas City	15
12/20/75	W	35	at Buffalo	13
12/11/76	W	29	at Miami	7
9/24/77	W	9	at Tampa Bay	3
12/17/77	W	30	at Detroit	21
12/9/78	L	14	at Detroit	45
9/5/81	L	13	at Tampa Bay	21
12/12/81	L	7	at Tampa Bay	45

PASSING YARDS

442....Randall Cunningham...at G.B., 10/5/98
343....Daunte Culpepper.....at Phi., 9/20/04
330....Tommy Kramer.....at Atl., 11/23/81

PASSING TDs

4.....Tommy Kramer.....at Atl., 11/23/81
4.....Randall Cunningham...at G.B., 10/5/98
4.....Daunte Culpepper.....vs. NYG, 11/19/01

RECEPTIONS

12.....Cris Carter.....at S.F., 12/18/95
11.....Jake Reed.....vs. Chi., 10/28/96
10.....Randy Moss.....vs. NYG, 11/19/01
10.....Cris Carter.....vs. NYG, 11/19/01

RECEIVING YARDS

190....Randy Moss.....at G.B., 10/5/98
171....Randy Moss.....vs. NYG, 11/19/01
153....Jake Reed.....vs. Chi., 10/28/96

RECEIVING TDs

3.....Randy Moss.....vs. NYG, 11/19/01
--

LONGEST FGs

53.....Ryan Longwell.....at N.O., 10/6/08
52.....Fred Cox.....at Chi., 10/27/75

LONG KICKOFF RECORDS

99t....Eddie Payton.....vs. Oak., 9/14/81
71.....Qadry Ismail.....at S.F., 12/18/95
69.....Cordarrelle Patterson...at NYG, 10/21/13

12/17/83	W	20	Cincinnati	14
12/8/84	L	7	at San Francisco	51
12/26/87	L	38	Washington	44
12/22/90	L	24	LA Raiders	28
12/21/91	L	7	Green Bay	27
12/17/94	L	19	at Detroit	41
12/9/95	W	27	Cleveland	11
12/26/98	W	26	at Tennessee	16
12/21/02	W	20	Miami	17
12/20/03	W	45	Kansas City	20
12/24/11	W	33	at Washington	26

SUNDAY NIGHT RECORD

Wn 15, Lost 17

(H: 9-8, A: 6-9)

12/6/87	L	24	Chicago	30
11/13/88	W	43	at Dallas	3
12/3/89	W	27	Chicago	16
11/4/90	W	27	Denver	22
12/2/90	W	23	Green Bay	7
9/29/91	L	6	Denver	14
12/8/91	W	26	at Tampa Bay	23
10/31/93	L	27	Detroit	30
11/21/93	L	10	at Tampa Bay	23
12/26/93	W	30	Kansas City	10
9/17/95	L	17	Dallas (OT)	23
11/17/96	W	16	at Oakland (OT)	13
12/8/96	W	24	at Detroit	22
9/28/97	W	28	Philadelphia	19
12/6/98	W	48	Chicago	22
12/20/98	W	50	Jacksonville	10
12/12/99	L	28	at Kansas City	31
10/15/00	W	28	at Chicago	16
11/25/01	L	6	Chicago	13
9/29/02	L	23	at Seattle	48
12/8/02	L	22	at Green Bay	26
9/14/03	W	24	Chicago	14
11/2/03	L	27	Green Bay	30
11/17/04	W	38	at New Orleans	31
12/25/05	L	23	at Baltimore	30
12/23/07	L	21	Washington	32
11/30/08	W	34	Chicago	14
12/6/09	L	17	at Arizona	30
12/20/09	L	7	at Carolina	26
10/24/10	L	24	at Green Bay	28
10/16/11	L	10	at Chicago	39
10/27/13	L	31	Green Bay	44

THANKSGIVING DAY RECORD

Wn 5, Lost 1

(H: 0-0, A: 5-1)

11/27/69	W	27	at Detroit	0
11/26/87	W	44	at Dallas (OT)	38
11/24/88	W	23	at Detroit	0
11/23/95	L	38	at Detroit	44
11/26/98	W	46	at Dallas	36
11/23/00	W	27	at Dallas	15

LONG PUNT RECORDS

91t....Nate Burleson.....at Ind., 11/8/04
86t....Marcus Sherels.....at NYG, 10/21/13
77t....Mewelde Moore.....vs. N.E., 10/30/06

SACKS

4.5....Jared Allen.....vs. G.B., 10/5/09
4.0....Chris Doleman.....vs. Cin., 12/25/89

INTERCEPTIONS

2.....Robert Griffith.....at G.B., 10/5/98
2.....Jack Del Rio.....at Chi., 11/2/92
2.....Nate Allen.....vs. Pit., 10/4/76
2.....Ed Sharockman.....vs. Bal., 10/25/71

LONG INTERCEPTION RETURNS

94t....Walker Lee Ashley...vs. Chi., 12/19/88
84t....Jack Del Rio.....at Chi., 11/2/92

TACKLES

16.....Antoine Winfield.....at Ind., 11/8/04
15.....Jack Del Rio.....at NYG, 10/10/94
14.....Ed McDaniel.....vs. Chi., 10/30/95
14.....Erin Henderson.....at NYG, 10/21/13

SERIES STANDINGS

KICKOFF EXECUTIVES COACHES STAFF PLAYERS ROOKIES 2014 SEASON RECORDS PLAYOFF RECORDS HISTORY EXTRA POINTS

ARIZONA

Won 15, Lost 10, Tied 0
Home 9-4, Away 6-6

1963 (H) St. Louis 56-14
1967 (H) St. Louis 34-24
1969 (A) Minnesota 27-10
1972 (H) St. Louis 19-17
1974 (A) Minnesota 28-24
1974 (H) Minnesota 30-14
1977 (H) St. Louis 27-7
1979 (A) St. Louis 37-7
1981 (A) St. Louis 30-17
1983 (A) St. Louis 41-31
1991 (H) Minnesota 34-7
1991 (A) Minnesota 28-0
1994 (A) Arizona 17-7
1995 (A) Minnesota 30-24 (OT)
1996 (H) Minnesota 41-17
1997 (A) Minnesota 20-19
1998 (H) Minnesota 41-21
2000 (H) Minnesota 31-14
2003 (A) Arizona 18-17
2006 (H) Minnesota 31-26
2008 (A) Minnesota 35-14
2009 (A) Arizona 30-17
2010 (H) Minnesota 27-24 (OT)
2011 (H) Minnesota 34-10
2012 (H) Minnesota 21-14
*NFC Divisional Playoff Game

ATLANTA

Won 17, Lost 11, Tied 0
Home 11-4, Away 6-7

1968 (H) Atlanta 20-13
1967 (A) Atlanta 21-20
1968 (H) Atlanta 47-7
1969 (A) Atlanta 10-3
1970 (A) Minnesota 37-7
1971 (H) Minnesota 24-7
1973 (A) Atlanta 20-14
1974 (H) Minnesota 23-10
1975 (H) Minnesota 38-0
1977 (A) Minnesota 14-7
1980 (H) Minnesota 24-23
1981 (A) Atlanta 31-30
1982 (H) Minnesota 30-24
1984 (H) Minnesota 27-20
1985 (A) Atlanta 14-13
1987 (H) Minnesota 24-13
1989 (H) Minnesota 43-17
1991 (A) Minnesota 20-19
1996 (A) Minnesota 23-17
1998 (H) Atlanta 30-27 (OT)
1999 (A) Minnesota 17-14
2002 (H) Atlanta 30-24 (OT)
2003 (A) Minnesota 39-26
2005 (A) Atlanta 30-10
2007 (H) Minnesota 24-3
2008 (H) Atlanta 24-17
2011 (A) Atlanta 24-14
2014 (H) Minnesota 41-28
*Super Bowl Tournament
*NFC Championship Game

BALTIMORE

Won 2, Lost 3, Tied 0
Home 1-0, Away 1-3

1998 (A) Minnesota 38-28
2001 (A) Baltimore 19-3
2005 (A) Baltimore 30-23
2009 (H) Baltimore 33-31
2013 (A) Baltimore 29-26

BUFFALO

Won 8, Lost 5, Tied 0
Home 4-1, Away 4-4

1971 (H) Minnesota 19-0
1975 (A) Minnesota 35-13
1979 (H) Minnesota 10-3
1982 (A) Buffalo 23-22
1985 (A) Minnesota 27-20
1988 (A) Buffalo 13-10
1994 (A) Minnesota 21-17
1997 (A) Minnesota 34-13
2000 (H) Minnesota 31-27
2002 (H) Buffalo 45-39 (OT)
2006 (A) Buffalo 17-12
2010 (H) Minnesota 38-14
2014 (A) Buffalo 17-16

CAROLINA

Won 7, Lost 5, Tied 0
Home 6-3, Away 1-2

1996 (H) Minnesota 14-12
1997 (H) Minnesota 21-14
2000 (H) Minnesota 31-17
2001 (H) Carolina 24-13
2002 (H) Carolina 21-14

2005 (A) Carolina 38-13
2006 (H) Minnesota 16-13 (OT)
2008 (H) Minnesota 20-10
2009 (A) Carolina 26-7
2011 (A) Minnesota 24-21
2013 (H) Carolina 35-10
2014 (H) Minnesota 31-13

CHICAGO

Won 55, Lost 51, Tied 2
Home 34-21, Away 21-30-2
(0-1 In Champaign, IL)

1961 (H) Chicago 37-13
1962 (H) Chicago 52-35
1962 (H) Chicago 13-0
1963 (A) Chicago 31-30
1963 (H) Chicago 28-7
1964 (A) Tie, 17-17
1964 (H) Chicago 34-28
1964 (A) Minnesota 41-14
1965 (H) Chicago 45-37
1965 (A) Minnesota 24-17
1966 (H) Chicago 13-10
1966 (A) Chicago 41-28
1967 (H) Chicago 17-7
1967 (A) Tie, 10-10
1968 (H) Chicago 27-17
1968 (A) Chicago 26-17
1969 (A) Minnesota 31-0
1970 (H) Minnesota 31-14
1970 (A) Minnesota 24-0
1970 (H) Minnesota 16-13
1971 (H) Chicago 20-17
1971 (A) Minnesota 27-10
1972 (A) Chicago 13-10
1972 (H) Minnesota 23-10
1973 (A) Minnesota 22-13
1973 (H) Minnesota 31-13
1974 (H) Minnesota 11-7
1974 (A) Minnesota 17-0
1975 (H) Minnesota 28-3
1975 (A) Minnesota 13-9
1976 (H) Minnesota 20-19
1976 (A) Chicago 14-13
1977 (H) Minnesota 22-16 (OT)
1977 (A) Chicago 10-7
1978 (A) Minnesota 24-20
1979 (A) Minnesota 17-14
1979 (H) Chicago 26-7
1980 (H) Minnesota 30-27
1980 (A) Minnesota 34-14
1981 (H) Minnesota 13-7
1981 (H) Minnesota 24-21
1982 (H) Chicago 10-9
1982 (H) Minnesota 35-7
1983 (A) Minnesota 23-14
1984 (A) Chicago 19-13
1984 (A) Chicago 16-7
1985 (H) Chicago 34-3
1985 (H) Chicago 33-24
1985 (A) Chicago 27-9
1986 (A) Chicago 23-0
1987 (A) Chicago 23-7
1987 (H) Chicago 30-24
1988 (A) Minnesota 31-7
1988 (H) Minnesota 28-27
1989 (A) Chicago 38-7
1990 (H) Minnesota 27-16
1990 (A) Chicago 19-16
1991 (H) Minnesota 41-13
1991 (A) Chicago 10-6
1991 (H) Chicago 34-17
1992 (H) Minnesota 21-20
1993 (A) Minnesota 38-10
1993 (H) Minnesota 10-7
1994 (A) Minnesota 19-12
1994 (A) Minnesota 42-14
1994 (H) Minnesota 33-27 (OT)
* (H) Chicago 35-18
1995 (A) Chicago 31-14
1995 (H) Chicago 14-6
1996 (A) Minnesota 20-14
1996 (H) Chicago 15-13
1997 (A) Minnesota 27-24
1997 (H) Minnesota 29-22
1998 (A) Minnesota 31-28
1998 (H) Minnesota 48-22
1999 (H) Chicago 24-22
1999 (A) Minnesota 27-24 (OT)
2000 (H) Minnesota 30-27
2000 (A) Minnesota 28-16
2001 (A) Chicago 17-10
2001 (H) Chicago 13-6
2002 (A) Chicago 27-23
2002 (H) Minnesota 25-7
2003 (H) Minnesota 24-13
2003 (A) Chicago 13-10
2004 (H) Minnesota 27-23
2004 (A) Chicago 24-14

2005 (A) Chicago 28-3
(H) Minnesota 34-10
2006 (H) Chicago 19-16
(A) Chicago 23-13
2007 (A) Minnesota 34-31
(H) Minnesota 20-13
2008 (A) Chicago 48-41
(H) Minnesota 34-14
2009 (H) Minnesota 36-10
(A) Chicago 26-30 (OT)
2010 (A) Chicago 27-13
#(H) Chicago 40-14
2011 (A) Chicago 39-10
(H) Chicago 17-13
2012 (A) Chicago 28-10
(H) Minnesota 21-14
2013 (A) Chicago 31-30
(H) Minnesota 23-20 (OT)
2014 (A) Chicago 21-13
#(H) Minnesota 13-9
*NFC Wild Card Game
@ in Champaign, IL-Memorial Stadium
in TCF Bank Stadium- U of M

CINCINNATI

Won 6, Lost 6, Tied 0
Home 5-0, Away 1-6

1973 (A) Cincinnati 27-0
1977 (H) Minnesota 42-10
1980 (A) Cincinnati 14-0
1983 (H) Minnesota 20-14
1986 (A) Cincinnati 24-20
1989 (H) Minnesota 29-21
1992 (A) Minnesota 42-7
1995 (A) Cincinnati 27-24
1998 (H) Minnesota 24-3
2005 (A) Cincinnati 37-9
2009 (H) Minnesota 30-10
2013 (A) Cincinnati 42-14

CLEVELAND

Won 11, Lost 4, Tied 0
Home 7-2, Away 4-2

1965 (A) Minnesota 27-17
1967 (A) Cleveland 14-10
1969 (H) Minnesota 51-3
1969* (H) Minnesota 27-7
1973 (H) Minnesota 26-3
1975 (A) Minnesota 42-10
1980 (H) Minnesota 28-23
1983 (A) Minnesota 27-21
1986 (H) Cleveland 23-20
1989 (A) Cleveland 23-17 (OT)
1992 (H) Minnesota 17-13
1995 (H) Minnesota 27-11
2005 (H) Minnesota 24-12
2009 (A) Minnesota 34-20
2013 (H) Cleveland 31-27
*NFL Championship Game

DALLAS

Won 14, Lost 15, Tied 0
Home 7-9, Away 7-6

1961 (A) Dallas 21-7
(H) Dallas 28-0
1966 (A) Dallas 28-17
1968 (H) Dallas 20-17
1970 (H) Minnesota 54-13
1971* (H) Dallas 20-12
1973* (A) Minnesota 27-10
1974 (A) Minnesota 23-21
1975* (H) Dallas 17-14
1977 (H) Dallas 16-10 (OT)
1977* (A) Dallas 13-6
1978 (A) Minnesota 21-10
1979 (H) Dallas 36-20
1982 (H) Minnesota 31-27
1983 (H) Dallas 37-24
1987 (A) Minnesota 44-38 (OT)
1988 (A) Minnesota 43-3
1993 (H) Dallas 37-20
1995 (H) Dallas 23-17 (OT)
1996* (A) Dallas 40-15
1998 (A) Minnesota 45-36
1999 (H) Minnesota 27-17
#(H) Minnesota 27-10
2000 (H) Minnesota 27-15
2004 (H) Minnesota 35-17
2007 (A) Dallas 24-14
2009* (H) Minnesota 34-3
2010* (H) Minnesota 24-21
2013 (A) Dallas 27-23
*NFC Wild Card Game
#NFC Divisional Playoff Game
**NFC Championship Game

DENVER

Won 7, Lost 6, Tied 0
Home 4-3, Away 3-3

1972 (A) Minnesota 23-20
1978 (H) Minnesota 12-9 (OT)
1981 (A) Denver 19-17
1984 (A) Denver 42-21
1987 (H) Minnesota 34-27
1990 (H) Minnesota 27-22
1991 (H) Denver 13-6
1993 (A) Minnesota 16-23
1996 (H) Denver 21-17
1999 (A) Minnesota 23-20
2003 (H) Minnesota 28-20
2007 (A) Denver 22-19 (OT)
2011 (H) Denver 35-32

DETROIT

Won 69, Lost 36, Tied 2
Home 38-14-1, Away 31-22-1

1961 (H) Detroit 37-10
(A) Detroit 13-7
1962 (H) Detroit 17-6
(A) Detroit 23-16
1963 (A) Detroit 28-10
(H) Minnesota 34-31
1964 (H) Detroit 24-20
(A) Tie, 23-23
1965 (H) Detroit 31-29
(A) Minnesota 29-7
1966 (H) Detroit 32-31
(A) Minnesota 28-16
1967 (H) Tie, 10-10
(A) Detroit 14-3
1968 (H) Minnesota 24-10
(A) Minnesota 13-6
1969 (H) Minnesota 24-10
(A) Minnesota 27-0
1970 (A) Minnesota 30-17
(H) Minnesota 24-20
1971 (A) Minnesota 16-13
(H) Minnesota 29-10
1972 (A) Minnesota 34-10
(H) Minnesota 16-14
1973 (A) Minnesota 23-9
(H) Minnesota 28-7
1974 (A) Minnesota 7-6
(H) Detroit 20-16
1975 (H) Minnesota 25-19
(A) Detroit 17-10
1976 (A) Minnesota 10-9
(H) Minnesota 31-23
1977 (H) Minnesota 14-7
(A) Minnesota 30-21
1978 (H) Minnesota 17-7
(A) Detroit 45-14
1979 (A) Minnesota 13-10
(H) Minnesota 14-7
1980 (A) Detroit 27-7
(H) Minnesota 34-0
1981 (H) Minnesota 26-24
(A) Detroit 45-7
1982 (A) Minnesota 34-31
1983 (H) Minnesota 20-17
(A) Detroit 13-2
1984 (A) Minnesota 29-28
(H) Detroit 16-14
1985 (H) Minnesota 16-13
(A) Detroit 41-21
1986 (H) Detroit 13-10
(A) Minnesota 24-10
1987 (H) Minnesota 34-19
(A) Minnesota 17-14
1988 (H) Minnesota 44-17
(A) Minnesota 23-0
1989 (H) Minnesota 24-17
(A) Minnesota 20-7
1990 (H) Detroit 34-27
(A) Minnesota 17-7
1991 (A) Detroit 24-20
(H) Detroit 34-14
1992 (A) Detroit 31-17
(H) Minnesota 31-14
1993 (H) Detroit 30-27
(A) Minnesota 13-0
1994 (H) Minnesota 10-3
(A) Detroit 41-19
1995 (H) Minnesota 20-10
(A) Detroit 44-38
1996 (H) Minnesota 17-13
(A) Minnesota 24-22
1997 (A) Detroit 38-15
(H) Detroit 14-13
1998 (H) Minnesota 29-6
(A) Minnesota 34-13
1999 (A) Detroit 25-23
(H) Minnesota 24-17
2000 (A) Minnesota 31-24
(H) Minnesota 24-17

- 2001 (H) Minnesota 31-26
(A) Detroit 27-24
- 2002 (H) Minnesota 31-24
(A) Minnesota 38-36
(A) Minnesota 23-13
(H) Minnesota 24-14
- 2003 (A) Minnesota 22-19
(H) Minnesota 22-19
(A) Minnesota 28-27
(H) Minnesota 27-14
(A) Minnesota 21-16
(H) Minnesota 26-17
(A) Minnesota 30-20
- 2007 (A) Detroit 20-17 (OT)
(H) Minnesota 42-10
(H) Minnesota 12-10
(A) Minnesota 20-16
(H) Minnesota 27-13
(H) Minnesota 27-10
(H) Minnesota 24-10
(A) Detroit 20-13
(H) Detroit 26-23 (OT)
(A) Detroit 34-28
- 2012 (A) Minnesota 20-13
(H) Minnesota 34-24
(H) Detroit 34-28
(H) Minnesota 14-13
(A) Detroit 17-13
(A) Detroit 16-14

GREEN BAY

Won 49, Lost 58, Tied 2 Home 26-27, Away 23-31-2 (6-9 in Milwaukee)

- 1961 (H) Green Bay 33-7
(A) Green Bay 28-10
(H) Green Bay 34-7
(H) Green Bay 48-21
(H) Green Bay 37-28
(A) Green Bay 28-7
- 1964 (A) Minnesota 24-23
(H) Green Bay 42-13
(H) Green Bay 38-13
(A) Green Bay 24-19
- 1966 (A) Minnesota 20-17
(H) Green Bay 28-16
(A) Minnesota 10-7
(H) Green Bay 30-27
- 1967 (A) Minnesota 26-13
(H) Minnesota 14-10
(H) Minnesota 19-7
(A) Minnesota 9-7
- 1970 (A) Green Bay 13-10
(H) Minnesota 10-3
(H) Minnesota 24-13
(H) Minnesota 3-0
- 1972 (A) Minnesota 27-13
(H) Green Bay 23-7
(H) Minnesota 11-3
(A) Minnesota 31-7
- 1974 (A) Minnesota 32-17
(H) Green Bay 19-7
- 1975 (A) Minnesota 28-17
(H) Minnesota 24-3
- 1976 (A) Minnesota 17-10
(H) Minnesota 20-9
(H) Minnesota 19-7
(A) Minnesota 13-6
- 1978 (H) Minnesota 21-7
(A) Tie, 10-10 (OT)
- 1979 (H) Minnesota 27-21 (OT)
(A) Green Bay 19-7
- 1980 (A) Green Bay 16-3
(H) Green Bay 25-13
(H) Minnesota 30-13
(H) Green Bay 35-23
(A) Green Bay 26-7
- 1982 (A) Minnesota 20-17 (OT)
(H) Green Bay 29-21
- 1984 (H) Green Bay 45-17
(H) Green Bay 38-14
(A) Green Bay 20-17
(H) Green Bay 27-17
- 1986 (H) Minnesota 42-7
(A) Minnesota 32-6
- 1987 (H) Green Bay 23-16
(A) Green Bay 16-10
(H) Green Bay 34-14
(A) Green Bay 18-6
- 1989 (H) Minnesota 26-14
(A) Green Bay 20-19
- 1990 (H) Green Bay 24-10
(H) Minnesota 23-7
- 1991 (A) Minnesota 35-21
(H) Green Bay 27-7
- 1992 (A) Minnesota 23-20 (OT)
(H) Minnesota 12-10
- 1993 (H) Minnesota 15-13
(A) Minnesota 21-17
- 1994 (H) Green Bay 16-10
(H) Minnesota 13-10 (OT)
- 1995 (A) Green Bay 38-21
(H) Minnesota 27-24
- 1996 (H) Minnesota 30-21

- (A) Green Bay 38-10
(H) Green Bay 38-32
(H) Green Bay 27-11
- 1998 (A) Minnesota 37-24
(H) Minnesota 28-14
(H) Green Bay 23-20
- 1999 (H) Minnesota 24-20
- 2000 (A) Green Bay 26-20 (OT)
(H) Green Bay 33-28
- 2001 (H) Minnesota 35-13
(A) Green Bay 13-24
- 2002 (H) Minnesota 31-21
(A) Green Bay 26-22
- 2003 (A) Minnesota 30-25
(H) Green Bay 30-27
- 2004 (A) Green Bay 34-31
(H) Green Bay 34-31
#(A) Minnesota 31-17
- 2005 (H) Minnesota 23-20
(A) Minnesota 20-17
(H) Green Bay 23-17
(A) Green Bay 9-7
- 2007 (H) Green Bay 23-16
(A) Green Bay 34-0
- 2008 (A) Green Bay 24-19
(H) Minnesota 28-27
- 2009 (H) Minnesota 30-23
(A) Minnesota 38-26
- 2010 (A) Green Bay 28-24
(H) Green Bay 31-3
- 2011 (H) Green Bay 33-27
(A) Green Bay 45-7
(H) Green Bay 23-14
(H) Minnesota 37-34
#(A) Green Bay 24-10
- 2013 (H) Green Bay 44-31
(A) Tie, 26-26 (OT)
- 2014 (A) Green Bay 42-10
(H) Green Bay 24-21
#NFC Wild Card Game

HOUSTON

Won 3, Lost 0, Tied 0 Home 1-0, Away 2-0

- 2004 (A) Minnesota 34-28 (OT)
- 2008 (H) Minnesota 28-21
- 2012 (A) Minnesota 23-6

INDIANAPOLIS

Won 7, Lost 16, Tied 1 Home 7-5-1, Away 0-11

- 1961 (A) Baltimore 34-13
(H) Minnesota 28-20
- 1962 (H) Baltimore 34-7
(A) Baltimore 42-14
(H) Baltimore 37-34
- 1963 (H) Baltimore 41-10
(A) Minnesota 34-24
- 1964 (H) Baltimore 17-14
(H) Baltimore 35-16
(H) Baltimore 41-21
- 1966 (H) Baltimore 38-23
(A) Baltimore 20-17
- 1967 (H) Tie, 20-20
- 1968 (H) Baltimore 24-9
- 1968* (A) Baltimore 24-14
- 1969 (H) Minnesota 52-14
- 1971 (H) Minnesota 10-3
- 1982 (H) Minnesota 13-10
- 1988 (H) Minnesota 12-3
- 1997 (H) Minnesota 39-28
- 2000 (A) Indianapolis 31-10
- 2004 (H) Indianapolis 31-28
- 2008 (H) Indianapolis 18-15
- 2012 (A) Indianapolis 23-20
NFL Western Conference Championship Game

JACKSONVILLE

Won 4, Lost 1, Tied 0 Home 3-1, Away 1-0

- 1998 (H) Minnesota 50-10
- 2001 (H) Jacksonville 33-3
- 2004 (H) Minnesota 27-16
- 2008 (A) Minnesota 30-12
- 2012 (H) Minnesota 26-23 (OT)

KANSAS CITY

Won 4, Lost 7, Tied 0 Home 3-2, Away 1-4, Neutral 0-1

- 1969* (N) Kansas City 23-7
- 1970 (H) Minnesota 27-10
- 1974 (A) Minnesota 35-15
- 1981 (H) Kansas City 10-6
- 1990 (A) Kansas City 23-21
- 1993 (H) Minnesota 30-10
- 1996 (H) Kansas City 21-6
- 1999 (A) Kansas City 31-28
- 2003 (H) Minnesota 45-20
- 2007 (A) Kansas City 13-10
- 2011 (A) Kansas City 22-17

*Super Bowl IV, Jan. 11, 1970

MIAMI

Won 4, Lost 8, Tied 0 Home 3-3, Away 1-4, Neutral 0-1

- 1972 (H) Miami 16-14
- 1973* (N) Miami 24-7
- 1975 (A) Minnesota 29-7
- 1979 (H) Miami 27-12
- 1982 (A) Miami 22-14
- 1984 (A) Miami 21-7
- 1994 (H) Minnesota 38-35
- 1990 (H) Minnesota 13-7
- 2002 (H) Minnesota 20-17
- 2006 (A) Miami 24-20
- 2010 (H) Miami 14-10
- 2014 (A) Miami 37-35
*Super Bowl VIII, Jan. 13, 1974

NEW ENGLAND

Won 4, Lost 8, Tied 0 Home 2-3, Away 2-5

- 1970 (A) Minnesota 35-14
- 1974 (H) New England 17-14
- 1979 (A) New England 27-23
- 1988 (H) Minnesota 36-6
- 1991 (A) New England 26-23 (OT)
- 1994 (A) New England 26-20 (OT)
- 1997 (H) Minnesota 23-18
- 2000 (A) Minnesota 21-13
- 2002 (A) New England 24-17
- 2006 (H) New England 31-7
- 2010 (A) New England 28-18
- 2014 (H) New England 30-7

NEW ORLEANS

Won 20, Lost 11, Tied 0 Home 12-3, Away 8-8

- 1968 (A) New Orleans 20-17
- 1970 (H) Minnesota 26-0
- 1971 (A) Minnesota 23-10
- 1972 (H) Minnesota 37-6
- 1974 (H) Minnesota 29-9
- 1975 (A) Minnesota 20-7
- 1976 (A) Minnesota 40-9
- 1978 (A) New Orleans 31-24
- 1980 (A) Minnesota 23-20
- 1981 (H) Minnesota 20-10
- 1983 (A) New Orleans 17-16
- 1985 (H) New Orleans 30-23
- 1986 (H) Minnesota 33-17
- 1987* (A) Minnesota 44-10
- 1988 (H) Minnesota 45-3
- 1990 (H) Minnesota 32-3
- 1991 (A) New Orleans 26-0
- 1993 (H) New Orleans 17-14
- 1994 (H) Minnesota 21-20
- 1995 (H) Minnesota 43-24
- 1998 (H) Minnesota 31-24
- 2000* (H) Minnesota 34-16
- 2001 (A) New Orleans 28-15
- 2002 (A) Minnesota 32-31
- 2004 (A) Minnesota 38-31
- 2005 (H) Minnesota 33-16
- 2006 (A) Minnesota 30-27
- 2009* (A) New Orleans 31-28 (OT)
- 2010 (A) New Orleans 14-9
- 2011 (H) New Orleans 42-20
- 2014 (A) New Orleans 20-9
#NFC Wild Card Game
#NFC Divisional Playoff Game
#NFC Championship Game

NEW YORK GIANTS

Won 14, Lost 12, Tied 0 Home 6-5, Away 8-7

- 1964 (A) Minnesota 30-21
- 1965 (H) Minnesota 40-14
- 1967 (H) Minnesota 27-24
- 1969 (A) New York 24-23
- 1971 (A) Minnesota 17-10
- 1973 (A) Minnesota 31-7
- 1976 (H) Minnesota 24-7
- 1986 (H) New York 22-20
- 1989 (A) New York 24-14
- 1990 (A) New York 23-15
- 1993* (A) New York 17-10
- 1994 (A) Minnesota 27-10
- 1996 (A) New York 15-10
- 1997* (A) Minnesota 23-22
- 1999 (A) Minnesota 34-17
- 2000** (A) New York 41-0
- 2001 (H) Minnesota 28-16
- 2002 (H) New York 27-20
- 2003 (H) New York 29-17
- 2004 (H) New York 34-13
- 2005 (A) Minnesota 24-21
- 2007 (A) Minnesota 41-17
- 2008 (H) Minnesota 20-19
- 2009 (H) Minnesota 44-7
- 2010* (H) New York 21-3

- 2013 (A) New York 23-7
#NFC Wild Card Game
**NFC Championship Game
#at Ford Field in Detroit, MI

NEW YORK JETS

Won 2, Lost 8, Tied 0 Home 2-3, Away 0-5

- 1970 (A) New York 20-10
- 1975 (H) Minnesota 29-21
- 1979 (A) New York 14-7
- 1982 (H) New York 42-14
- 1994 (H) New York 31-21
- 1997 (A) New York 23-21
- 2002 (A) New York 20-7
- 2006 (H) New York 26-13
- 2010 (A) New York 29-20
- 2014 (H) Minnesota 30-24 (OT)

OAKLAND

Won 4, Lost 10, Tied 0 Home 3-4, Away 1-5, Neutral 0-1

- 1973 (H) Minnesota 24-16
- 1976* (N) Oakland 32-14
- 1977 (A) Oakland 35-13
- 1978 (A) Oakland 27-20
- 1981 (H) Oakland 36-10
- 1984 (A) Los Angeles 23-20
- 1987 (H) Minnesota 31-20
- 1993 (H) Los Angeles 28-24
- 1993 (A) Los Angeles 24-7
- 1996 (A) Minnesota 16-13 (OT)
- 1999 (H) Oakland 22-17
- 2003 (A) Oakland 28-18
- 2007 (H) Minnesota 29-22
- 2011 (H) Oakland 27-21
*Super Bowl XI, Jan. 9, 1977

PHILADELPHIA

Won 13, Lost 12, Tied 0 Home 7-4, Away 6-8

- 1962 (H) Minnesota 31-21
- 1963 (A) Minnesota 34-13
- 1968 (H) Minnesota 24-17
- 1971 (A) Minnesota 13-0
- 1973 (H) Minnesota 28-21
- 1976 (A) Minnesota 31-12
- 1978 (H) Minnesota 28-27
- 1980 (H) Philadelphia 42-7
- 1980* (A) Philadelphia 31-16
- 1981 (H) Minnesota 35-23
- 1984 (A) Philadelphia 19-17
- 1985 (A) Philadelphia 45-3
(H) Philadelphia 37-35
- 1988 (H) Minnesota 23-21
- 1989 (A) Philadelphia 10-9
- 1990 (A) Philadelphia 32-24
- 1992 (A) Philadelphia 28-17
- 1997 (H) Minnesota 28-19
- 2001 (A) Philadelphia 48-17
- 2004 (A) Philadelphia 27-16
- * (A) Philadelphia 27-14
- 2007 (H) Philadelphia 23-16
- 2008 # (H) Philadelphia 26-14
- 2010 (A) Minnesota 24-14
- 2013 (H) Minnesota 48-30
#NFC Divisional Playoff Game
#NFC Wild Card Playoff Game

PITTSBURGH

Won 9, Lost 8, Tied 5 Home 4-2, Away 4-5, Neutral 1-1

- 1962 (A) Pittsburgh 39-31
- 1964 (H) Pittsburgh 30-10
- 1967 (A) Minnesota 41-27
- 1969 (H) Minnesota 52-14
- 1972 (A) Pittsburgh 23-10
- 1974* (N) Pittsburgh 16-6
- 1976 (H) Minnesota 17-6
- 1980 (H) Pittsburgh 23-17
- 1983 (A) Minnesota 17-14
- 1986 (H) Minnesota 31-7
- 1989 (A) Pittsburgh 27-14
- 1992 (A) Minnesota 6-3
- 1995 (A) Minnesota 44-24
- 2001 (A) Pittsburgh 21-16
- 2005 (H) Pittsburgh 18-3
- 2009 (A) Pittsburgh 27-17
- 2013 # (N) Minnesota 34-27
*Super Bowl IX, Jan. 12, 1975
#Played in London at Wembley Stadium. Minnesota designated home team.

ST. LOUIS

- Won 25, Lost 16, Tied 2**
Home 14-3-2, Away 11-13
 1961 (A) Los Angeles 31-17
 (H) Minnesota 42-21
 1962 (A) Minnesota 38-14
 (H) Tie, 24-24
 1963 (A) Los Angeles 27-24
 (H) Minnesota 21-13
 1964 (A) Los Angeles 22-13
 (H) Minnesota 34-13
 1965 (A) Minnesota 38-35
 (H) Minnesota 24-13
 1966 (H) Minnesota 35-7
 (A) Los Angeles 21-6
 1967 (A) Los Angeles 39-3
 1968 (H) Los Angeles 31-3
 1969 (A) Minnesota 20-13
 1969* (H) Minnesota 23-20
 1970 (H) Minnesota 13-3
 1972 (A) Minnesota 45-41
 1973 (H) Minnesota 10-9
 1974 (A) Los Angeles 20-17
 1974* (H) Minnesota 14-10
 1976 (H) Tie, 10-10 (OT)
 1976* (H) Minnesota 24-13
 1977 (A) Los Angeles 35-3
 1977* (A) Minnesota 14-7
 1978 (H) Los Angeles 34-17
 1978* (A) Los Angeles 34-10
 1979 (A) Los Angeles 27-21 (OT)
 1985 (A) Los Angeles 13-10
 1987 (A) Minnesota 21-16
 1988* (H) Minnesota 28-17
 1989 (H) Minnesota 23-21 (OT)
 1991 (H) Minnesota 20-14
 1992 (A) Minnesota 31-17
 1998 (A) Minnesota 38-31
 1999* (A) St. Louis 49-37
 2000 (A) St. Louis 40-29
 2003 (A) St. Louis 48-17
 2005 (H) Minnesota 27-13
 2006 (H) St. Louis 41-21
 2009 (A) Minnesota 38-10
 2012 (A) Minnesota 36-22
 2014 (A) Minnesota 34-6
 *NFL Wild Card Game
 *NFC Divisional Playoffs
 **NFC Championship Game

SAN DIEGO

- Won 5, Lost 6, Tied 0**
Home 4-3, Away 1-3
 1971 (A) San Diego 30-14
 1975 (H) Minnesota 28-13
 1978 (H) San Diego 13-7
 1981 (A) Minnesota 33-31
 1984 (H) San Diego 42-13
 1985 (H) Minnesota 21-17
 1993 (H) San Diego 30-17

- 1999 (H) Minnesota 35-27
 2003 (A) San Diego 42-28
 2007 (H) Minnesota 35-17
 2011 (A) San Diego 24-17

SAN FRANCISCO

- Won 22, Lost 22, Tied 1**
Home 14-9, Away 8-13-1
 1961 (H) San Francisco 38-24
 1961 (A) San Francisco 38-28
 1962 (A) San Francisco 21-7
 (H) San Francisco 35-12
 1963 (A) Minnesota 24-20
 (H) Minnesota 45-14
 1964 (A) Minnesota 27-22
 (H) Minnesota 24-7
 1965 (A) Minnesota 42-41
 1966 (H) San Francisco 45-24
 1966 (A) Tie, 20-20
 (H) Minnesota 28-3
 1967 (H) San Francisco 27-21
 1968 (A) Minnesota 30-20
 1969 (H) Minnesota 10-7
 1970* (H) San Francisco 17-14
 1971 (H) San Francisco 13-9
 1972 (A) San Francisco 20-17
 1973 (A) Minnesota 17-13
 1975 (H) Minnesota 27-17
 1976 (A) San Francisco 20-16
 1977 (H) Minnesota 28-27
 1979 (H) Minnesota 28-22
 1983 (H) San Francisco 48-17
 1984 (A) San Francisco 51-7
 1985 (H) Minnesota 28-21
 1986 (A) Minnesota 27-24 (OT)
 1987* (A) Minnesota 36-24
 1988 (A) San Francisco 24-21
 1988* (A) San Francisco 34-9
 1989* (A) San Francisco 41-13
 1990 (H) San Francisco 20-17
 1991 (H) Minnesota 17-14
 1992 (H) San Francisco 20-17
 1993 (A) San Francisco 38-19
 1994 (H) Minnesota 21-14
 1995 (A) San Francisco 37-30
 1997 (A) San Francisco 28-17
 1997* (A) San Francisco 38-22
 1999 (H) Minnesota 40-16
 2003 (H) Minnesota 35-7
 2006 (A) San Francisco 9-3
 2007 (A) Minnesota 27-7
 2009 (H) Minnesota 27-24
 2012 (H) Minnesota 24-13
 *NFL Divisional Playoff Game

SEATTLE

- Won 5, Lost 8, Tied 0**
Home 3-2, Away 2-6
 1976 (H) Minnesota 27-21
 1978 (A) Seattle 29-28
 1984 (H) Seattle 20-12

- 1987 (A) Seattle 28-17
 1990 (A) Minnesota 24-21
 1996 (A) Seattle 42-23
 2002 (A) Seattle 48-23
 2003 (H) Minnesota 34-7
 2004 (H) Seattle 27-23
 2006 (A) Minnesota 31-13
 2009 (H) Minnesota 35-9
 2012 (A) Seattle 30-20
 2013 (A) Seattle 41-20

TAMPA BAY

- Won 32, Lost 22, Tied 0**
Home 18-9, Away 14-13
 1977 (A) Minnesota 9-3
 1978 (H) Tampa Bay 16-10
 (A) Minnesota 24-7
 1979 (H) Tampa Bay 12-10
 (A) Minnesota 23-22
 1980 (H) Minnesota 38-30
 (A) Minnesota 21-10
 1981 (A) Tampa Bay 21-13
 (H) Minnesota 25-10
 1982 (H) Minnesota 17-10
 1983 (A) Minnesota 19-16 (OT)
 (H) Tampa Bay 17-12
 1984 (A) Tampa Bay 35-21
 (H) Minnesota 27-24
 1985 (A) Minnesota 31-16
 (H) Minnesota 26-7
 1986 (A) Minnesota 23-10
 (H) Minnesota 45-13
 1987 (A) Tampa Bay 20-10
 (H) Minnesota 23-17
 1988 (H) Minnesota 14-13
 (A) Minnesota 49-20
 1989 (H) Minnesota 17-3
 (A) Minnesota 24-10
 1990 (H) Tampa Bay 23-20
 (A) Tampa Bay 26-13
 1991 (H) Minnesota 28-13
 (A) Minnesota 26-24
 1992 (H) Minnesota 26-20
 (A) Minnesota 35-7
 1993 (H) Minnesota 15-0
 (A) Tampa Bay 23-10
 1994 (A) Minnesota 36-13
 (H) Tampa Bay 20-17 (OT)
 1995 (A) Tampa Bay 20-17 (OT)
 (H) Minnesota 31-3
 1996 (A) Tampa Bay 24-13
 (H) Minnesota 21-10
 1997 (H) Tampa Bay 28-14
 (A) Minnesota 10-6
 1998 (H) Minnesota 31-7
 (A) Tampa Bay 27-24
 (H) Minnesota 21-14
 (A) Tampa Bay 24-17
 2000 (H) Minnesota 30-23
 (A) Tampa Bay 41-13
 2001 (H) Minnesota 20-16

- (A) Tampa Bay 41-14
 2002 (A) Tampa Bay 38-24
 2005 (H) Tampa Bay 24-13
 2008 (A) Tampa Bay 19-13
 2011 (H) Tampa Bay 24-20
 2012 (H) Tampa Bay 36-17
 2014 (A) Minnesota 19-13 (OT)

TENNESSEE

- Won 8, Lost 4, Tied 0**
Home 7-1, Away 1-3
 1974 (H) Minnesota 51-10
 1980 (A) Houston 20-16
 1983 (H) Minnesota 34-14
 1986 (A) Houston 23-10
 1989 (H) Minnesota 38-7
 1992 (H) Houston 17-13
 1995 (H) Minnesota 23-17 (OT)
 1998 (A) Tampa Bay 26-15
 2001 (H) Minnesota 42-24
 2004 (H) Minnesota 20-3
 2008 (A) Tennessee 30-7
 2012 (H) Minnesota 30-17

WASHINGTON

- Won 12, Lost 12, Tied 0**
Home 6-6, Away 6-6
 1968 (H) Minnesota 27-14
 1970 (A) Minnesota 19-10
 1972 (H) Washington 24-21
 1973* (H) Minnesota 27-20
 1975 (A) Washington 31-30
 1976* (H) Minnesota 35-20
 1980 (A) Minnesota 39-14
 1982* (A) Washington 21-7
 1984 (H) Washington 31-17
 1986 (A) Washington 44-38 (OT)
 1987 (H) Washington 27-14 (OT)
 1987** (A) Washington 17-10
 1992 (H) Washington 15-13
 1992* (H) Washington 24-7
 1993 (A) Minnesota 14-9
 1998 (H) Minnesota 41-7
 2004 (A) Washington 21-18
 2006 (A) Minnesota 19-16
 2007 (H) Washington 32-21
 2010 (A) Minnesota 17-13
 2011 (A) Minnesota 33-26
 2012 (A) Washington 38-26
 2013 (H) Minnesota 34-27
 2014 (H) Minnesota 29-26
 *Super Bowl Tournament
 *NFL Wild Card Game
 **NFC Divisional Playoff Game
 **NFC Championship Game



The Vikings-Bears rivalry dates back to the 1st game in franchise history when the expansion Vikings topped the Bears 37-13. The teams have had some unique twists in the history of the series, both hosting home games at collegiate stadiums: the 2002 season opener at the University of Illinois and the 2010 home finale for the Vikings at TCF Bank Stadium on the University of Minnesota campus.

VIKINGS ALUMNI

Players must be on active roster for one game to qualify

AAA

39 Abdullah, Husain, S. Washington St.	2008-11
50 Abrams, Bobby, LB, Michigan	1993-94
53 Ache, Steve, LB, SW Missouri	1987
72 Adams, Scott, G, Georgia	1991-93
85 Adams, Tom, WR, Minn.-Duluth	1962
7 Adams, Tony, QB, Utah State	1987
68 Addicks, John, C, Baylor	1989
57 Adibi, Xavier, LB, Virginia Tech	2011
67 Alderman, Grady, T, Detroit	1961-74
63 Alex, Keith, G, Texas A&M	1995
50 Alexander, Derrick, DE, Florida St.	1995-98
82 Alexander, Derrick, WR, Michigan	2002
57 Alexander, Rufus, LB, Oklahoma	2008
53 Alipate, Tuineau, LB, Washington St.	1995
21 Allen, Asher, CB, Georgia	2009-11
69 Allen, Jared, DE, Idaho State	2008-08
25 Allen, Nate, DB, Texas Southern	1976-79
21 Allen, Terry, RB, Clemson	1991-94
84 Allison, Andrea, WR, East Carolina	2007-08
7 Andersen, Morten, K, Michigan St.	2004
46 Anderson, Alfred, RB, Baylor	1969-81
1 Anderson, Gary, K, Syracuse	1998-02
5 Anderson, Scott, C, Missouri	1974-1976
86 Angelo, Richard, TE, West. New Mex.	2003-05
53 Anno, Sam, LB, USC	1987-88
2 Araguz, Leo, P, Stephen F. Austin	2003
69 Arbutaker, Hassan, DE, Texas Tech	1984
16 Arceneaux, Emmanuel, WR, Alcorn State	2011
16 Archer, R.J., QB, William & Mary	2010
1 Aromashodu, Devin, WR, Auburn	2011-12
79 Arrobbio, Chuck, T, USC	1966
44/48 Asiatu, Matt, RB, Utah	2012-14
58 Ashley, Walker, LE, Penn St.	1983-88; 1990
79 Asper, Mark, T, Oregon	2012
45 Athas, Pete, CB, Tennessee	1975
33 Avery, John, RB, Mississippi	2003
67 Awason, Adrian, DE, North Texas	2011
49 Ayabadojo, Obafemi, FB, San Diego St.	1998-99
52 Ayodele, Remi, DT, Oklahoma	2011

BBB

60 Baca, Jeff, G, UCLA	2013
74 Badger, Brad, G, Stanford	2000-01
77/60 Baker, Al, DE, Colorado State	1988
91 Baker, Richard, DT, Boise State	2013
28 Baker, Rashad, S, Tennessee	2006
86 Baker, Robert, WR, Auburn	2003
37 Baldwin, Randy, RB, Mississippi	1991
96 Ball, Jerry, DT, SMU	1997-99
59 Ballard, Christian, DT/DE, Iowa	2011-12
85 Ballman, Gary, TE, Michigan St.	1973
30 Banks, Antonio, S, Virginia Tech	1998-00
23 Barnard, Joe, RB, Texas-Es-Paso	2013-14
2 Barker, Roy, DT, No. Carolina	1992-95; 00
33 Barnes, Bill, RB, Wake Forest	1965-66
2 Barnes, Tomur, CB, North Texas	1996
42 Barnett, Harlon, S, Michigan St.	1995-96
55 Barr, Anthony, LB, UCLA	2014
10 Baskett, Hank, WR, New Mexico	2010
32/38 Bass, Anthony, DB, Bethune-Cookman	1998-99
85 Bates, D'Wayne, WR, Northwestern	2002-03
63 Battle, Jim, G, Southern Illinois	1963
52 Bavaro, David, LB, Syracuse	1992
32 Bayless, Rick, RB, Iowa	1989
47 Baylor, Tim, S, Morgan State	1979-80
27 Beamon, Atrius, S, East Texas St.	1975-76
87 Beasley, John, TE, California	1967-73
63 Bebout, Nick, T, Wyoming	1980
86 Bedsole, Hal, TE, USC	1964-66
33 Bell, Rick, RB, St. John's, (Minn.)	1983
78 Bennett, Barry, DE, Concordia	1988
12 Bennett, Barry S., P, Quachita Baptist	1974
2 Bennett, Darren, P, no college	2004-05
23 Bennett, Michael, RB, Wisconsin	2001-05
56/50 Berrich, Pete, LB, Notre Dame	1995-00
61 Berger, Joe, G/C, Michigan Tech	2011-13
17 Berger, Mitch, P, Colorado	1996-01
87 Berrian, Bernard, WR, Fresno State	2008-11
17 Berry, Bob, QB, Oregon	1965-67; 73-76
50 Berry, Ray, LB, Baylor	1987-92
45/87/44 Bertson, Sean, TE, North Carolina St.	2003-04
21 Bess, Rufus, CB, So. Carolina St.	1982-87
85 Bethea, Ryan, WR, South Carolina	1988
4 Bethel-Thomas, McCleod, QB, Sacramento St.	2012-13
55/54 Bieker, Greg, LB, Colorado	2002-03
75/78 Birk, Matt, C, Harvard	1998-08
73 Bishop, Bill, DT, North Texas St.	1961
59 Bishop, Desmond, LB, California	2013
12 Bishop, Keith, QB, Wheaton	1987
21 Blahnik, Joe, CB, Nebraska	1974-75; 1977
59 Blair, Matt, LB, Iowa State	1974-85
68 Blair, Paul, T, Oklahoma State	1990
18/84 Bland, Tony, WR, Florida A&M	1996-98
36 Blanton, Robert, S, Notre Dame	2012-14

20 Blue, Greg, S, Georgia	2006
74 Bobo, Orlando, G, NE Louisiana	1997-98
92/96 Boireau, Michael, DE, Miami (FL)	2000
66 Bolin, Bookie, G, Mississippi	1968-69
9 Bollinger, Brooks, QB, Wisconsin	2006-07
60 Bolston, Conrad, DT, Maryland	2007
3 Bomar, Steve, QB, Sam Houston St.	2010
13 Bono, Stett, QB, UCLA	1985-86
27 Booker, Lorenzo, RB, Florida State	2010
71 Boone, David, DE, East Michigan	1974-71
4 Booty, John David, QB, USC	2008
8 Bouman, Todd, DB, St. Cloud State	1997-02
61 Bowie, Larry, G, Purdue	1962-68
62 Boyd, Brent, G, UCLA	1980-86
36 Boyd, Malik, CB, Southern	1994
60 Boylan, Jim, WR, Washington St.	1963
26 Bradford, Ronnie, S, Colorado	2002
50 Brady, Jeff, LB, Kentucky	1995-97
61 Bramlett, Don, DT, Carson-Newman	1987
53 Braxton, David, LB, Wake Forest	1989-90
75 Breitenstein, Bob, T, Tulsa	1967
42 Brewer, Jack, S, Minnesota	2002-03
5 Bridgewater, Teddy, QB, Louisville	2014
4 Brian, Doug, K, California	2002
43/54/8 Briggs, Greg, S, Texas Southern	1997-98
64 Brim, James, WR, Wake Forest	1987
44 Brim, Michael, CB, Virginia Union	1989-90
6 Brinkley, Jasper, LB, South Carolina	2009-12; 14
5 Brister, Bubby, QB, NE Louisiana	2000
28 Britt, Charlie, S, Georgia	1964
91 Bromell, Lorenzo, DE, Clemson	2002
30 Brown, Bill, RB, Illinois	1962-74
22 Brown, Ivory Lee, RB, Ark. - Pine Bluff	1993
80 Brown, Larry, WR, Mankato State	1987
86 Brown, Norris, TE, Oregon	1983
79 Brown, Pat, T, Central Florida	2010-11
33 Brown, Ralph, CB, Nebraska	2004-05
5 Brown, Richard, LB, San Diego St.	1994-96
89 Brown, Robert, TE, Alcorn A&M	1971
23 Brown, Ted, RB, North Carolina St.	1979-86
24 Brown, Terry, S, Oklahoma St.	1972-75
47 Browner, Joey, S, USC	1983-91
82 Bruer, Bob, TE, Mankato State	1980-84
24 Brune, Larry, S, Rice	1980
13 Bruno, Dave, P, Moraine Valley	1987
20 Bryant, Bobby, CB, South Carolina	1967-80
94 Bryant, Tim, LB, So. Mississippi	1987
47 Buetow, Bart, T, Minnesota	1976-77
75 Bundra, Mike, DT, USC	1964
91 Burrough, John, DE, Wyoming	1999-00
36/27/Burton, Brandon, CB, Utah	2011-12
71 Burton, Derek, T, Oklahoma St.	1987
86/118/Burton, Stephen, WR, West Texas A&M	2011-12
81 Burleson, Nate, WR, Nevada	2003-05
22 Butler, Billy, S/RB, Tenn.-Chattanooga	1962-64
31 Butler, Duane, S, Illinois State	1997-98
66 Byers, Ken, G, Cincinnati	1964-66
60 Bykowski, Carter, T, Iowa State	2014

CCC

53 Caesar, Ivan, LB, Boston College	1994
23 Caleb, Jamie, RB, Grambling	1961
23 Calland, Lee, CB, Louisville	1963-65
85 Camanillo, Greg, WR, Stanford	2010-11
5 Campbell, John, LB, Minnesota	1963-64
16 Campbell, Kelly, WR, Georgia Tech	2002-04
17 Cappeler, Bill, QB, Florida St.	1970
89 Carlson, John, TE, Notre Dame	2012-13
85 Carman, Jon, T, Georgia Tech	2002
40 Carpenter, Preston, TE, Arkansas	1996
36 Carpenter, Ron, S, Miami (Ohio)	1963
84 Carroll, Jay, TE, Minnesota	1985
81 Carter, Anthony, WR, Michigan	1985-93
80 Carter, Cris, WR, Ohio State	1990-01
21 Carter, Dale, CB, Tennessee	2001
11 Carter, Jason, WR, Texas A&M	2006
22/37 Carter, Tyrone, S, Minnesota	2000-02
56 Carson, Malcolm, G, Tenn.-Chatt.	1984
44 Casper, Dave, TE, Notre Dame	1983
16 Cassel, Matt, QB, USC	2013-14
48/83 Carrone, Matt, TE, Arizona St.	2000-02
87 Chamberlain, Byron, TE, Wayne St.	2001-02
23/34 Chapman, Doug, RB, Marshall	2000-03
25 Charles, John, S, Purdue	1970
21 Chavous, Corey, S/CB, Vanderbilt	2002-05
16 Chealand, Hal, QB, Mississippi St.	1964
36 Christopherson, Jim, K/LB, Concordia	1972
62 Christy, Jeff, C, Pittsburgh	1993-99
50 Chukwura, Patrick, LB/DE, Wyoming	2001-02
50/54 Clabo, Vinny, LB, Boston College	2007-08
12 Clabo, Neil, P, Tennessee	1975-77
55 Claiborne, Chris, LB, USC	2003-04
33 Clark, Jesse, RB, Arkansas	1989-90
89 Clark, Kenny, WR, Central Florida	2003-04
71 Clarke, Ken, DT, Syracuse	1989-91

81 Clarke, Leon, WR, USC	1963
92 Clemons, Duane, DE, California	1996-99
6 Cobb, Marvin, S, Texas	1980
8 Cobb, Robert, DE, USC	1984
89 Coffman, Paul, TE, Kansas St.	1988
57 Cole, Audie, LB, North Carolina State	2012-14
92 Cole, Colin, DT, Iowa	2003
37 Coleman, Al, CB, Tennessee St.	1967
1 Coleman, Dan, DE, Murray St.	1987
8 Coleman, G.P., Florida A&M	1978-87
99/93 Colinet, Stalin, DE, Boston College	1997-99; 01
65 Collins, Calvin, G, Texas A&M	2001
54 Collins, Dwight, WR, Pittsburgh	1984
89 Collins, Fabray, LB, So. Illinois	1987
43 Colter, Jeff, CB, Kansas	1984
61 Conaty, Billy, C, Virginia Tech	2004
20/31 Cook, Chris, CB, Mexico	2010-13
62 Cook, Ryan, T, New Virginia	2006-10
20 Coops, Kerry, S, Iowa	1998
87 Cooper, Adrian, TE, Oklahoma	1994-95
66 Cooper, Jon, C, Oklahoma	2009-10
50 Cooper, Marquis, LB, Washington	2006
63 Cornish, Frank, C, UCLA	1984
1 Cortez, Jose, K, Oregon State	2003-04
95 Council, Keith, DE, Hampton	1999
55 Cowart, Sam, LB, Florida State	2005
5 Cox, Fred, K, Pittsburgh	1963-77
33 Craig, Roger, RB, Nebraska	1992-93
84 Craig, Steve, TE, Northwestern	1974-78
73 Crawford, Brian, T, Western Oregon	2001
95 Crichton, Scott, DE, Oregon State	2014
52 Crockett, Henri, LB, Florida State	2002-03
87 Crumpler, Carlester, TE, E. Carolina	1999
77 Culpepper, Brad, DT, Florida	1992-93
12/11 Culpepper, Daunte, QB, UCF	1999-05
71 Culpepper, Ed, DT, Alabama	1967
99 Cunningham, Doug, WR, Rice	1979
7 Cunningham, Randall, QB, UNLV	1997-99
67 Cunningham, Rick, T, Texas A&M	1995
15 Cuozzo, Gary, QB, Virginia	1988-89
49 Curtis, Travis, S, West Virginia	1968-71

DDD

71/75 Dafney, Bernard, G, Tennessee	1992-94
84 Dale, Carroll, WR, Virginia Tech	1993
50 Dalton, Antico, LB, Hampton	1979
63 Daniels, Brian, G, Colorado	2007
69 Daniels, LeShun, G, Ohio State	1997
7 Danmeier, Rick, K, Sioux Falls	1977-83
32/25 Darden, Tony, CB, Texas Tech	1988
82 Daugherty, Ron, WR, Northeastern	1984
34 Davis, Brian, CB, Nebraska	1994
71 Davis, Doug, T, Kentucky	1966-72
5 Davis, Greg, K, The Citadel	1997
66 Davis, Isaac, G, Arkansas	2000
86 Davis, John, TE, Emoria St.	1998
17/86 Davis, Nick, WR, Wisconsin	2002-03
58/50 Davis, Rod, LB, Southern Miss.	2004-06
4 Dawson, Dale, K, E. Kentucky	1987
86 Dawson, Rhett, WR, Florida St.	1976
51 Dean, Larry, LB, Valdosta St.	2011-13
24 Dean, Ted, S, Wichita	1964
72 DeGarcia, Chris, G, Wake Forest	2010
55 Del Rio, Jack, LB, USC	1989
89 Delaney, Jarrod, WR, TCU	1992
85 Delong, Greg, TE, North Carolina	1972
27 Demery, Calvin, WR, Arizona St.	1995-98
28 Denney, Earl, RB, Missouri	1967-68
66 Dennis, Al, WR, Florida A&M	1971
62 Denton, Bob, DE, Pacific	1961-64
25 Derby, Dean, DB, Washington	1961-62
27 Devine, Kevin, CB, North Carolina	1999
52 Dick, Jim, LB, North Dakota St.	1987
76 Dickson, Paul, DT, Baylor	1961-70
76 Dick, Scott, T, Memphis	1996-97
25 Dillon, Terry, CB, Montana	1963
12 Dilis, Steve, QB, Stanford	1979-84
44 D'Imperio, Ryan, FB, Rutgers	2011
25 Dishman, Cris, CB, Purdue	2000
26 Dixon, Ahmad, S, Baylor	2014
71 Dixon, David, G, Arizona St.	1994-04
56 Doleham, Chris, DE/LB, Pittsburgh	1985-93; 99
84 Donovan, Oscar, WR, San Jose	1962
65 Dorsey, Nat, T, Georgia Tech	2004
21 Doss, Mike, S, Ohio State	2007
42 Dozier, D.J., RB, Penn State	1987-91
48 Dozier, Ukeke, CB, Minnesota	2005
62 Ducasce, Vladimir, G, Massachusetts	2014
56 Dugan, Bill, G, Penn State	1984
83 Dugan, Jeff, TE, Maryland	2004-10
57 Dumas, Doug, CB, Nebraska	1976-77
59 Dusbabeck, Mark, LB, Minnesota	1989-92

EEE

64 Eech, Michael, G, Norfolk State	2007
39 Earlyman, Adimchinob, RB, California	2005

KICKOFF
EXECUTIVES
COACHES
STAFF
PLAYERS
ROOKIES
2014 SEASON
RECORDS
PLAYOFF RECORDS
HISTORY
EXTRA POINTS

1	Edinger, Paul, K, Michigan St.	2005
2	Edwards, Brad, S, South Carolina	1988-89
59	Edwards, Dixon, LB, Michigan	1996-98
6	Edwards, Davonte, CB, N.C. State	2005-06
3	Edwards, Jimmy, RB, NE Louisiana	1979
91	Edwards, Ray, DE, Purdue	2006-10
24	Ellers, Pat, S, Notre Dame	1990-91
11	Elschied, Mike, P, Upper Iowa	1972-74
86	Eley, Clifton, TE, Mississippi St.	1987
11	Eller, Carl, DE, Minnesota	1964-78
8	Elling, Aaron, K, Wyoming	2003-04
40/85	Ellison, Rhett, FB, USC	2012-14
65/73	Elshire, Neil, DE, Oregon	1981-86
47	Emmanuel, Charles, S, W. Virginia	1997
6	Epstein, Hayden, K, Michigan	2002
29	Evans, Charles, RB, Clark	1993-98
26	Evans, David, CB, Cent. Arkansas	1986-87
90	Evans, Fred, DT, Texas St.-San Marcos	2007-13
31	Everett, Eric, CB Texas Tech	1992
8	Exum, Antone, S, Virginia Tech	2014
F F E		
51	Farber, Hap, LB, Mississippi	1970
59	Farwell, Heath, LB, San Diego St.	2005-10
35	Fason, Ciatrick, RB, Florida	2005-06
54	Faust, Paul, LB, Minnesota	1967
4	Favre, Brett, QB, Southern Mississippi	2009-10
91	Fears, Willie, DT, Northwestern St.	1990
64	Feasel, Grant, T, Abilene Christian	1984-86
42	Felton, Jerome, FB, Furman	2012-14
31	Fenney, Rick, RB, Washington	1987-91
35	Ferguson, Bob, RB, Ohio State	1963
84	Ferguson, Charley, WR, Tennessee St.	1962
89	Ferguson, Robert, WR, Texas A&M	2007-08
11	Fiedler, Jay, QB, Dartmouth	1998
85	Finch, Steve, EM, Elmhurst	1987
72	Fisk, Jason, DT, Stanford	1995-98
29	Fitzgerald, Jamie, CB, Idaho St.	1987
29	Fitzgerald, Mike, CB, Iowa St.	1966-67
85	Flatley, Paul, WR, Northwestern	1963-67
95	Floyd, Sharif, DT, Florida	2013-14
79	Fonti, Toni, K, Nebraska	2005
62	Foot, Chris, C, USC	1987-91
86	Ford, Chase, TE, Miami (Fla.)	2013-14
44	Foreman, Chuck, RB, Miami (Fla.)	1973-79
67	Fowler, Melvin, C, Maryland	2005
50	Fowlkes, Dennis, LB, West Virginia	1983-85
37	Frampton, Eric, S, Washington State	2007-11
40	Frankhauser, Tom, S, Purdue	1962-63
37	Frank, Donald, CB, Winston-Salem	1995
12	Freeman, Josh, QB, Kansas State	2013
22	Freeman, Steve, S, Mississippi	1997
12	Ferrette, Gus, QB, Tulsa	2003-04, '08
83	Frisch, David, TE, Colorado State	1996
37	Frye, Phil, RB, California Lutheran	1987
27	Fuller, Corey, CB, Florida State	1995-98
29	Fullington, Darrell, S, Miami (Fla.)	1988-90
83	Fusco, Brandon, C/G, Slippery Rock	2011-14
G G C		
32	Galbreath, Tony, RB, Missouri	1981-83
66	Gallagher, Frank, G, North Carolina	1973
6	Galley, Jim, K, Minnesota	1990
28	Gallishaw, Laroni, CB, Murray St.	2005
90	Galvin, John, LB, Boston College	1989
16	Gannon, Rich, QB, Delaware	1987-92
2	Garcia, Teddy, K, NE Louisiana	1989
54	Garnett, David, LB, Stanford	1993-94; '96
92	Garnett, Winfield, DT, Ohio State	2001
44	Gault, Billy, CB, Texas Christian	1961
78	Gay, William, DE, USC	1988
3	George, Jeff, QB, Illinois	1999
55	George, Ron, LB, Stanford	1997
46/66	Gerak, John, TE/G, Penn St.	1993-96
32	Gerhart, Toby, RB, Stanford	2010-13
56	Gersbach, Carl, LB, West Chester	1971-72
86	Gillespie, Willie, WR, Tenn.-Chattanooga	1987
42	Gilliam, John, WR, South Carolina St.	1972-75
55	Glenn, Jason, LB, Texas A&M	2006
25	Glenn, Vencie, S, Indiana St.	1992-94
82	Glover, Andrew, TE, Grambling	1997-99
4	Goff, Robert, DT, Auburn	1996
73	Goldberg, Adam, G, Wyoming	2004-05
82	Goodridge, Bob, WR, Vanderbilt	1968
68	Goodrum, Charles, G, Florida A&M	1972-78
87/83	Goodwin, Hunter, TE, Texas A&M	1996-98, 02-03
41	Gordon, Charles, CB, Kansas	2006-08
87	Gray, MarQueis, TE, Minnesota	2014
31	Graham, Scottie, RB, Ohio St.	1993-96
73	Graves, Rory, T, Ohio State	1993
30	Gray, Tomian, S, Virginia Tech	1997-98
50	Grecci, Dick, LB, Ohio	1961
32	Green, Robert, RB, William & Mary	1997
25	Greene, Marcellus, CB, Arizona	1984
52	Greenway, Chad, LB, Iowa	2006-14
97	Griffin, Everson, DE, USC	2010-14
23	Griffin, Cedric, CB, Texas	2006-11

24	Griffith, Robert, S, San Diego St.	1994-01
73	Grisby, Otis, DE, Kentucky	2007-08
27/26	Grix, Bob, WR, Oregon St.	1967-71; '76-77
47	Groce, Ron, RB, Macalester	1976
41	Guggemos, Neal, DB, St. Thomas	1986-87
98	Gulion, Letroy, DT, Florida State	2008-13
84	Guliford, Eric, WR, Arizona State	1993-94
80	Gustafson, Jim, WR, St. Thomas	1985-90
H H H		
72	Haeyer, Adam, T, Minnesota	2002, '04
91/74	Habib, Brian, G, Washington	1988-92
49	Hackett, Dale, S, Wisconsin	1966-70
90	Haines, John, DT, Texas	1984
28	Haley, Dick, WR, Pittsburgh	1961
50	Hall, Lemanski, LB, Alabama	2000-02
23	Hall, Steven, S, Kentucky	1986
86/28	Hall, Tom, WR, Minnesota	1964-66; 68-69
41	Hall, Windan, S, Arizona St.	1976-77
61	Hamilton, Wes, G, Tulsa	1976-85
23	Hammonds, Shelly, CB, Penn St.	1995
25	Hampton, Alonzo, CB, Pittsburgh	1990
51	Hanks, Ben, LB, Florida	1996
45	Hannon, Tom, S, Michigan St.	1977-84
55	Hansen, Don, LB, Illinois	1966-67
63	Hanson, Mark, G, Mankato St.	1987
50	Hargrove, Jim, LB, Howard Payne	1967-70
6	Harrish, Chandler, QB, Northern Illinois	2014
36	Harrell, Sam, RB, E. Carolina	1980-82; 87
35	Harris, Bill, RB, Colorado	1969-70
32	Harris, Darryl, RB, Arizona St.	1988
99	Harris, James, DE, Temple	1993-95
52	Harris, Joe, LB, Georgia Tech	1979-93
44	Harris, John, S, Arizona St.	2005-86
79	Harris, Mike, T, UCLA	2014
58/99	Harris, Napoleon, LB, Northwestern	2005-06, 08
57	Harris, Paul, LB, USC	1992-94
90	Harris, Robert, DE, Southern	1987
32	Harris, Steve, RB, Northern Iowa	1987
95/91	Harrison, Martin, DE, Washington	1994-96, 99
44	Harrison, Todd, TE, North Carolina St.	1993
78	Hartenstine, Mike, DT, Penn State	1987
86	Hartwig, Keith, WR, Arizona	1977
12	Harvin, Percy, WR, Florida	2009-12
87	Haskley, Clint, WR, Michigan	1995-97
88	Hasselbeck, Don, TE, Colorado	1984
89/79	Hatchette, Matthew, WR, Langston	1997-00
37	Hawkins, Mike, CB, Oklahoma	2006
58	Hawkins, Rip, LB, North Carolina	1961-65
44	Hayden, Leo, RB, Ohio State	1971
32	Hayes, Ray, RB, Cent. Oklahoma	1961
90	Hazuga, Jeff, DE, Wisconsin-Stout	2001
56	Henderson, E.J., LB, Maryland	2003-11
50	Henderson, Tom, LB, Maryland	2008-13
80	Henderson, John, WR, Michigan	1968-72
30	Henderson, Keith, RB, Georgia	1992
24	Henderson, Wymon, CB, UNLV	1987-88
60	Hernandez, Matt, T, Purdue	1984
67/64	Hererra, Anthony, G, Tennessee	2004-11
58	Herron, David, LB, Michigan State	2007-08
79	Hicks, Artis, G, Memphis	2006-09
43	Hicks, Maurice, RB, North Carolina A&T	2008
58	Hilgenberg, Wally, LB, Iowa	1968-79
43	Hill, Gary, S, USC	1965
10	Hill, King, P-QB, Rice	1968
12/13	Hill, Shaun, QB, Maryland	2002-05
89	Hillary, Ira, WR, South Carolina	1990
82	Hilton, Carl, TE, Houston	1986-89
85	Hilton, John, TE, Richmond	1992
98	Hinkle, George, DT, Arizona	1970
75/78	Hinton, Chris, T, Northwestern	1994-95
37	Hitchcock, Jimmy, CB, North Carolina	1998-99
11	Hoag, Ryan, WR, Gustavus Adolphus	2004
44	Hoard, Leroy, RB, Michigan	1996-99
54	Hodges, Gerald, LB, Penn State	2013-14
13	Holcomb, Kelly, QB, Middle Tenn. St.	2007
93	Holland, Darius, DT, Colorado	2002
85	Holland, John, WR, Tennessee St.	1974
75	Holloway, Randy, DE, Pittsburgh	1978-84
51	Holmberg, Rob, LB, Penn State	1999
54	Holmes, Bruce, LB, Minnesota	1993
30	Holt, Issiac, CB, Alcorn State	1985-89
2	Horan, Mike, P, Long Beach St.	1986
51	Hough, Jim, G, Utah State	1978-86
55	Houston, Bobby, LB, North Carolina St.	1998
99	Hovan, Chris, DT, Boston College	2000-04
24	Howard, Bryan, S, Tennessee St.	1982
51/99	Howard, David, LB, Long Beach St.	1985-89
91	Howard, Willie, DT, Stanford	2001-02
82	Howey, Leroy, DT, Appalachian St.	1986
62	Howy, Keenan, WR, Oregon	2003-05
56/72	Huffman, David, T, Notre Dame	1979-83; 85-90
83	Hultz, Don, DE, Southern Miss.	1963
25/21	Hunter, Will, S, Syracuse	2005-06
67	Humphrey, Jay, T, Texas	1999
76	Hutchinson, Steve, G, Michigan	2006-11

65	Huth, Gary, G, Wake Forest	1961-63
I I I		
4	Iglesias, Juquin, WR, Oklahoma	2010
4	Igwebuikie, Donald, K, Clemson	1990
86	Ingram, Darryl, TE, California	1989
22	Irvin, Ken, CB/S, Memphis	2003-05
76	Irwin, Tim, T, Tennessee	1981-93
82	Israel, Qadry, WR, Syracuse	1993-96
37	Isreal, Ron, DB, Notre Dame	2003
J J J		
25	Jackson, Alfred, CB, San Diego St.	1995-96
89	Jackson, Harold, WR, Colorado	1982
76	Jackson, Joe, DT, New Mexico St.	1977
7	Jackson, Tarvaris, QB, Alabama St.	2006-10
83	Jaquet, Nate, WR, San Diego St.	2000-01
89/13	James, Cedric, WR, TCU	1989
47	James, Dick, RB, Oregon	1965
77	James, Erasmus, DE, Wisconsin	2005-07
24	Jefferson, A.J., CB, Fresno State	2012-13
52	Jenke, Noel, LB, Minnesota	1971
51	Jenkins, Carlos, LB, Michigan St.	1991-94
28	Jenkins, Izel, CB, North Carolina St.	1993
84	Jenkins, Michael, WR, Ohio State	2011-12
15	Jennings, Greg, WR, Western Michigan	2013-14
57	Jobko, Bill, LB, Ohio State	1963-65
25	Johnson, Bethel, WR, Texas A&M	2006
14	Johnson, Brad, QB, Florida St.	1992-98, 2005-06
12	Johnson, Charles, WR, Grand Valley State	2014
65	Johnson, Charlie, NT, Colorado	1982-84
74	Johnson, Charlie, G/T, Oklahoma St.	2011-14
75	Johnson, Chase, T, Wyoming	2007
25	Johnson, Chris, S, San Diego St.	1996
52	Johnson, Dennis, LB, USC	1980-85
4	Johnson, Eddie, P, Idaho State	2003
41	Johnson, Gene, S, Cincinnati	1961
92	Johnson, George, DE, Rutgers	2012-13
53	Johnson, Henry, LB, Georgia Tech	1980-83
11	Johnson, Jaymar, WR, Jackson St.	2009-10
89	Johnson, Joe, WR, Notre Dame	1992
12	Johnson, Ken, S, Florida A&M	1989-90
12	Johnson, Lee, P, BYU	2001
72	Johnson, Marcus, T, Mississippi	2005-08
55	Johnson, Orlin, LB, Florida A&M	1999
48	Johnson, Sammy, RB, North Carolina	1976-78
97	Johnson, Spencer, DT, Auburn	2004-07
92	Johnson, Tom, DT, Southern Mississippi	2014
25	Johnson, Tyrell, S, Arkansas State	2008-11
51	Johnstone, Lance, DE, Temple	2001-05



Lance Johnstone

15	Jones, Chris, WR, Jackson St.	2007
26	Jones, Clinton, RB, Michigan St.	1965-72
4	Jones, Hassan, WR, Florida St.	1986-92
21	Jones, Henry, S, Illinois	2001
82	Jones, Mike A., WR, Tennessee St.	1983-85
89	Jones, Mike L., TE, Texas A&M	1990-91
31	Jones, Rusben, CB, Vanderbilt	2003-04
31	Jones, Shawn, S, Georgia Tech	1993
69	Jones, Wayne, T, Utah	1987
85/43/83/89	Jordan, Andrew, TE, Western Carolina	1994-97; '99-01
22	Jordan, Jeff, S, Tulsa	1965-67
83	Jordan, Steve, TE, Brown	1982-94
86	Joseph, Linal, DT, East Carolina	2014
33	Joyce, Henry, RB, Missouri	2014
83	Joyce, Don, DE, Tulane	1961
K K K		
51	Kaddu, Josh, LB, Oregon	2014
75	Kaili, Matt, T, USC	2012-14
69	Kalis, Todd, G, Arizona State	1988-93
11	Kapp, Joe, QB, California	1967-68
3	Karis, Rick, K, Cincinnati	1989
43	Kassula, Matt, LS, Wisconsin	1963-72
48	Kattula, Matt, LS, Wisconsin	2011
39	Kellar, Mark, RB, No. Illinois	1976-78
25	Kelly, Eric, CB, Kentucky	2001-03
61	Kelly, Lewis, T/G, South Carolina St.	2001-03
73	Kennedy, Jimmy, DT, Penn State	2008-10

83 Kent, Joey, WR, Tennessee 2000
 44 Keys, Brady, CB, Colorado St. 1967
 80 Kidd, Keith, WR, Arkansas 1987
 95 Killings, Cedric, DT, Carson-Newman 2002-03
 38 King, Caleb, RB, Georgia 2011
 24 King, Phil, RB, Vanderbilt 1965-66
 89 Kingsinger, Doug, TE, Minnesota 1973-75
 36 Kirby, John, LB, Nebraska 1964-68
 52 Kirksey, William, LB, Southern Miss. 1990
 40/85 Kleinsasser, Jim, TE/FB, No. Dakota 1999-21
 45 Kluewe, Chris, P, UCLA 2003-12
 25 Knoff, Kurt, S, Kansas 1979-82
 68 Koch, Greg, G, Arkansas 1987
 96 Koldziejz, Ross, Wisconsin 2006
 26 Kosens, Terry, S, Hofstra 1963
 89 Kramer, Kent, TE, Minnesota 1969-70
 9 Kramer, Tommy, QB, Rice 1977-89
 22 Krause, Paul, S, Iowa 1968-79
 5 Kroeger, Troy, G, Tulane 2012
 8 Krueger, Todd, DB, Northern Michigan 1987

L L L
 59 Lacey, Bob, C, North Carolina 1964
 26 Lacey, Jacob, CB, Oklahoma State 2013
 63 Lacinia, Corbin, G, Augustana 1999-02
 21 Lamson, Chuck, S, Wyoming 1962-63
 58 Langer, Jim, C, South Dakota St. 1950
 52 Lapham, Bill, C, Iowa 1961
 77 Larsen, Gary, DT, Concordia 1965-74
 82 Lash, Jim, WR, Northwestern 1973-76
 65 Lawson, Steve, G, Kansas 1973-75
 51 Leber, Ben, LB, Kansas State 2006-10
 19 Lee, Bob, QB/P, Pacific 1969-72; 75-78
 39 Lee, Carl, CB, Marshall 1983-93
 57 Leman, J., LB, Illinois 2009
 59 Leo, Jim, DE, Cincinnati 1961-62
 31 Lester, Darrell, RB, McNeese St. 1964
 49 Lewis, Dave, RB, Northern Iowa 1987
 17 Lewis, Greg, WR, Illinois 2009-10
 87 Lewis, Leo, WR, Missouri 1981-91
 43 Liddiard, Brody, TE/L.S., Colorado 2001-03
 73 Linden, Ewert, T, Houston 1962-65
 61/62 Lindsay, Alexander, OL, Mississippi 1993-98
 21 Lindsey, Jim, RB, Arkansas 1966-72
 48 Line, Zach, FB, SMU 2013-14
 76 Lingenfelter, Bob, T, Nebraska 1978
 55 Livingston, Cliff, LB, UCLA 1962
 13 Livingston, Mike, QB, SMU 1980
 76 Liwinski, Chris, T/G, Indiana 1998-05
 71 Lockhead, Phil, T, Oklahoma 2009-14
 12/18 Lockie, Jeff, P, UCLA 2013-14
 46 Loeffler, Cullen, LB, Texas 2004
 28 Louallen, Fletcher, S, Livingston 1987
 8 Longwell, Ryan, K, California 2006-11
 75/73/Loe, DeMarcus, DT, Arkansas 2011-12
 23 Love, Terry, S, Murray State 1987
 63 Lowdermilk, Kirk, C, Ohio State 1985-92
 25 Lowe, Omare, S, Washington 2004
 57 Luce, Derrel, LB, Baylor 1979-80
 75 Lurtsema, Bob, DE, West Michigan 1971-76
 27 Lush, Mike, S, East Stroudsburg 1986
 35 Lynch, James, FB, Maryland 2003
 96 Lyon, Billy, DL, Marshall 2003

M M M
 71 MacDonald, Mark, G, Boston Coll. 1985-88
 46 Mackbee, Earsell, CB, Utah St. 1965-69
 69 Malano, Mike, G, San Diego St. 2002
 75 Manley, James, DT, Vanderbilt 1996-97
 17 Mann, Maurice, WR, Washington 2006
 4 Manning, Archie, QB, Mississippi 1983-84
 91 Manuskus, Greg, LB, Colgate 1991-93
 49 Marinaro, Ed, RB, Cornell 1972-75
 70 Marshall, Larry, DE, Ohio State 1961-79
 48 Marshall, Larry, S, Maryland 1974
 55 Martin, Amos, LB, Louisville 1972-76
 89 Martin, Billy, TE, Georgia Tech 1968
 56/94/98/57 Martin, Chris, LB, Auburn 1984-88
 79 Martin, Doug, DE, Washington 1980-89
 90 Martin, Steve, DT, Missouri 2004
 20 Mason, Tommy, RB, Tulane 1961-66
 66 Maurer, Andy, G, Oregon 1974-75
 56 Mauti, Michael, LB, Penn State 2013-14
 5 May, Chad, QB, Kansas State 1995
 88 May, Marc, TE, Purdue 1987
 35 Mayberry, Doug, RB, Utah St. 1961-62
 23 Mayes, Mike, CB, LSU 1991
 53 Mayes, Kivunasama, LB, North Carolina 1998-99
 73 Mays, Stafford, DT, Washington 1987-88
 31/21 McCauley, Marcus, CB, Fresno St. 2007-08
 32 McCannan, Brent, RB, Arizona St. 1973-80
 96 McCleendon, Skip, DE, Arizona St. 1992
 15 McCormick, John, QB/P, Massachusetts 1962
 84/80 McCullum, Sam, WR, Montana St. 1974-75; 82-83
 74 McCurry, Mike, G, Indiana 1987

58 McDaniel, Ed, LB, Clemson 1992-01
 64 McDaniel, Randall, G, Arizona St. 1988-99
 68 McDole, Mardy, WR, Mississippi St. 1981-83
 34 McDonald, Ramos, CB, New Mexico 1998-99
 95 McElhenry, Hugh, RB, Washington 1961-62
 60 McElroy, Reggie, T, West Texas St. 1994
 55 McGill, Mike, LB, Notre Dame 1968-70
 37 McGriggs, Lamar, S, West. Illinois 1993-94
 96 McKeever, Marlin, TE, USC 1967
 58 McKenzie, Tyrone, LB, South Florida 2012
 74 McKinnie, Bryant, T, Miami (Fla.) 2002-10
 31 McKinnon, Jerick, RB, Georgia Southern 2014
 6 McManon, Jim, QB, BYU 1993
 26 McMillian, Audrey, CB, Houston 1989-93
 16 McMillen, Billy, WR, Virginia 2006
 5 McNabb, Donovan, QB, Syracuse 2011
 12 McNeil, Tom, P, Stephen F. Austin 1970
 5 McNeill, Fred, LB, UCLA 1974-85
 60 McQuaid, Dan, T, UNLV 1988
 32 McWatters, Bill, RB, North Texas 1964
 87 McWilliams, Johnny, TE, USC 2000
 53 Meambar, Tim, LB, Washington 1985
 18 Mercer, Mike, K, Arizona St. 1961-62
 57 Merriweather, Mike, LB, Pacific 1989-92
 56 Meylan, Wayne, LB, Nebraska 1962-63
 98 Micheal, Phil, DE, Wis.-Platteville 1987
 1 Michel, Tom, RB, East Carolina 1964
 84 Middleton, Dave, WR, Auburn 1991
 75 Millard, Keith, DT, Washington St. 1985-91
 55/59 Miller, Corey, LB, South Carolina 1999
 87 Miller, Kevin, WR, Louisville 1978-80
 5 Miller, Larry, QB, Northern Iowa 1987
 35 Miller, Robert, RB, Kansas 1975-80
 14 Miller, Romaro, QB, Mississippi 2001
 64 Million, Ted, G, Duke 1987
 45 Mills, Garrett, TE, Tulsa 2007-09
 45 Mills, John Henry, FB, Wake Forest 1999
 21 Mincy, Charles, S, Washington 1995
 52 Mitchell, Jayme, DE, Mississippi 2006-10
 55 Mitchell, Marvin, LB, Tennessee 2012-13
 68 Mitchell, Mel, G, Tennessee St. 1980
 71 Mitrone, Matt, DT, Purdue 2005
 79 Mixon, Kenny, DE, LSU 2002-04
 90 Molden, Fred, DT, Jackson State 1987
 94 Monty, Pete, LB, Wisconsin 2001
 1 Moon, Warren, QB, Washington 1994-96
 45 Moore, Leonard, RB, Jackson St. 1987
 36 Moore, Manfred, RB, USC 1977
 30 Moore, Mewelde, RB, Tulane 2004-07
 31 Morgan, Don, S, Nevada-Reno 1999-01
 35 Morrell, Kyle, S, BYU 1995-96
 40 Morris, Jack, CB, Oregon 1981-86
 63 Morris, Mike, C, NE Missouri St. 1991
 93 Morris, Harold, RB, Auburn 1996-02
 96 Mosley, C.J., Missouri 2005
 79 Moss, Eric, OL, Ohio State 1997
 84 Moss, Randy, WR, Marshall 1998-04; 10
 24 Mostardi, Rich, S, Kent State 1961
 86 Mularkey, Mike, TE, Florida 1983-88
 77 Mullaney, Mark, DE, Colorado St. 1975-87
 24 Munnerlyn, Captain, CB, South Carolina 2014
 31 Munsey, Nelson, CB, Wyoming 1961
 88 Murphy, Fred, TE, Georgia Tech 1968
 68 Murphy, Kevin, T, Harvard 1993
 19 Murphy, Yo, WR, Idaho 2019
 3 Murray, Eddie, K, Tulane 1997
 74 Myers, Frank, T, Texas A&M 1978-80

N N N
 51/59 Najarian, Pete, LB, Minnesota 1987
 5 Nance, Martin, WR, Miami (OH) 2006
 99 Nattiel, Mike, LB, Florida 2003-04
 28 Ned, Larry, RB, San Diego St. 2003-04
 17 Nelson, Ben, WR, Saint Cloud St. 2002-04
 1 Nelson, Chuck, K, Washington 1986-88
 21 Nelson, Darrin, RB, Stanford 1982-89; 91-92
 32 Nelson, David, RB, Heidelberg 1984
 56 Nelson, Jim, LB, Penn St. 2000-02
 38 Nelson, Rhett, CB, Colorado St. 2003-04
 53 Newbill, Richard, LB, Miami (Fla.) 1990
 52 Newman, Keith, LB, North Carolina 2004-05
 86 Newman, Pat, WR, Utah State 1990
 18 Newsome, Harry, P, Wake Forest 1990-93
 96 Newton, Tim, DT, Florida 1985-89
 71 Niehaus, Steve, DT, Notre Dame 1979
 19 Nix, Roosevelt, DT, Central St. 1994
 99 Noga, Al, DE, Hawaii 1988-92
 49 Nord, Keith, S, St. Cloud St. 1979-85
 97 Norman, Tony, DE, Iowa State 1987
 90 Norman, Gabe, DE/LB, LSU 2000
 85 Novobelsky, Brent, TE, Pennsylvania 1989-94

O O O
 89 Obese, Terry, WR, Oregon 1991
 6 O'Brien, Dave, G, Boston Coll. 1963-64
 96 O'Neil, Andre, LB, Marshall 2001
 7 O'Sullivan, J.T., QB, Cal-Davis 2005

24 Offord, Willie, S, South Carolina 2002-05
 55 Onatolu, Kenny, LB, Nebraska-Omaha 2009-11
 69 Ori, Frank, G, Northern Iowa 1987
 31 Osborne, Clancy, LB, Arizona St. 1961-62
 41 Osborn, Dave, RB, North Dakota 1965-75
 89/49/45 Owens, Richard, TE, Louisville 2004-06

P P P
 88 Page, Alan, DT, Notre Dame 1967-78
 24 Page, Jarad, S, UCLA 2011
 22 Palmer, David, WR/RB, Alabama 1994-00
 51 Parker, Mitch, LS, Colorado St. 2000
 27 Parker, Anthony, CB, Arizona St. 1992-94
 81 Parks, Rickey, WR, Ark.-Pine Bluff 1987
 40 Paschal, Doug, RB, North Carolina 1980-81
 84 Patterson, Cordarrelle, WR, Tennessee 2013-14
 79 Patton, Jerry, DT, Nebraska 1971
 95 Paup, Bruce, DE, Northern Iowa 2000
 41 Paymah, Karl, CB, Washington St. 2009
 31 Pearson, Eddie, RB, Jackson St. 1980-82
 24 Peyton, Jayvis, S, Washington 1993
 66 Perencek, John, G, UCLA 1967
 68 Perreault, Pete, C, Long Beach St. 1971
 31 Perry, Jason, S, Northern Carolina St. 2002
 22 Pesonen, Dick, CB, Minn.-Duluth 1961
 28 Peterson, Adrian, RB, Oklahoma 2007-14
 66 Peterson, Ken, C, Utah 1961
 28 Phillips, Anthony, CB, Texas A&M-Kingsville 1998
 30 Phillips, Bobby, RB, Virginia Union 1995
 82 Phillips, Jim, WR, Auburn 1965-67
 75/79/91 Phillips, Joe, DT, SMU 1986; 99
 23 Pinner, Artose, RB, Kentucky 2006
 62 Ploger, Kurt, DT, Gustavus Adolphus 1987
 86 Poage, Ray, TE, Texas 1963
 29 Polti, Randy, S, Stanford 1974
 7 Ponder, Christian, QB, Florida St. 2011-14
 52 Porter, Ron, LB, Idaho 1974
 24 Powell, Art, WR, San Jose St. 1968
 83 Powers, John, TE, Notre Dame 1966
 27 Prater, Shaun, CB, Iowa 2013-14
 30 Prentice, Travis, RB, Miami (Ohio) 2001
 79 Prestel, Jim, DT, Idaho 1961-65
 39 Price, Jabari, CB, North Carolina 2014-16
 40 Prior, Anthony, CB, Washington St. 1996-97
 28 Prosvet, Ted, CB, Ohio State 1970
 66 Pyle, Palmer, G, Michigan St. 1964


Q Q Q
 92 Quinn, Kelly, LB, Michigan St. 1987

R R R
 64 Rabold, Mike, G, Indiana 1961-62
 60 Radovich, Drew, T, USC 2008
 9 Ramsey, Patrick, QB, Tulane 2010
 93 Randle, John, DT, Texas A&I 1990-00
 83 Randlepig, Al, CB, Iowa 1973
 28 Rashad, Ahmad, WR, Oregon 1976-82
 52 Rasmussen, Randy, G, Minnesota 1987-89
 30/41 Raymond, Mistral, S, South Florida 2011-14
 11 Reaves, John, OL, Florida 1979
 22 Redwine, Jarvis, RB, Nebraska 1981-83
 27 Reed, Bob, RB, Pacific 1962-63
 91 Reed, D'Aundre, DE, Arizona 2011-12
 86 Reed, Jake, WR, Grambling 1991-99; 01
 32 Reed, Oscar, RB, Colorado St. 1968-74
 73 Rehder, Tom, G, Notre Dame 1992
 89 Reichow, Jerry, WR, Iowa 1961-64
 83/89 Reinsner, Allen, TE, Iowa 2011-12
 56 Reilly, Mike, LB, Iowa 1969
 67 Remmers, Mike, T, Oregon State 2013
 14 Renfroe, Gilbert, CB, Tennessee St. 1990
 19 Rentzel, Lance, WR, Oklahoma 1965-66
 7 Reynaud, Fuzad, K, Tennessee 1990-95
 82 Reynaud, Darius, WR, West Virginia 2008-09
 28 Rhodes, Xavier, CB, Florida State 2013-14
 88 Rhymes, Buster, WR, Oklahoma 1985-87
 1 Ricardo, Benny, K, San Diego St. 1983
 36 Rice, Allen, RB, Baylor 1984-90
 18 Rice, Sidney, WR, South Carolina 2007-10
 89 Richardson, Greg, WR, Alabama 1987-88
 5 Richardson, Kyle, P, Arkansas St. 2002
 4 Richardson, Tony, FB, Auburn 2006-07
 78 Riley, Steve, T, USC 1974-84
 98 Robbins, Fred, DT, Wake Forest 2000-03
 95 Robinson, Gerald, DE, Auburn 1986-87
 21 Robinson, Josh, CB, Central Florida 2012-14
 18 Robinson, Koren, WR, N.C. State 2005
 87 Robinson, Marcus, WR, So. Carolina 2004-06
 96 Robinson, Brian, DE, Texas 2007-14
 6 Roderhauer, Mark, C, Illinois St. 1989
 29 Rogers, Chris, CB, Howard 1989
 58 Rogers, Nick, LB, Georgia Tech 2002-03
 76 Roller, Dave, DT, Kentucky 1979-80
 47 Rose, George, CB, Auburn 1964-66
 2/18 Rosensfield, Sage, QB, Iowa St. 2009, 11
 75 Rosenthal, Mike, T, Notre Dame 2003-06
 28 Rosnes, T. S, Portland St. 1985, 87
 37 Ross, Derek, CB, Ohio St. 2004

KICKOFF
EXECUTIVES
COACHES
STAFF
PLAYERS
ROOKIES
2014 SEASON
RECORDS
PLAYOFF RECORDS
HISTORY
EXTRA POINTS

68	Rouse, Curtis, G, Tenn.-Chattanooga	1982-86
89	Rowe, Ray, TE, San Diego State	1994
47	Rowland, Justin, CB, Tex. Christian	1961
54	Rubke, Karl, LB, USC	1961
57	Rudd, Dwayne, LB, Alabama	1997-00
82	Rudolph, Kyle, TE, Notre Dame	2011-14
65	Ruether, Mike, C, Texas	1994
75	Russ, Pat, DT, Purdue	1963
27	Russell, Brian, S, San Diego St.	2002-04
48	Rutland, Reggie, CB, Georgia Tech	1987-92
S S S		
12	Salisbury, Sean, QB, USC	1990-94
72	Sams, Ron, C, Pittsburgh	1984
89	Sanders, Ken, DE, Howard Payne	1980-81
33	Sanford, Jamarca, S, Mississippi	2009-14
22	Sapp, Benny, CB, Northern Iowa	2008-09, '11
78	Sapp, Bob, G, Washington	1997-98
59	Sauer, Craig, LB, Minnesota	2000
97	Sawyer, Talance, DE, UNLV	1999-03
4	Saxon, Mike, P, San Diego St.	1994-95
78	Scardina, John, T, Lincoln	1987
89	Schenk, Ed, TE, Central Florida	1987
68	Schmidt, Roy, G, Long Beach St.	1971
54	Schmitz, Bob, LB, Montana	1966
85	Schnelker, Bob, TE, Bowling Green	1961
60	Schreiber, Adam, C, Texas	1990-93
53	Schuh, Jeff, LB, Minnesota	1986
76	Schwartz, Geoff, G, Oregon	2012
41	Scott, Carey, CB, Kentucky St.	2002
98	Scott, Darion, DE, Ohio St.	2004-07
50	Scott, Randy, LB, Alabama	1987
38	Scott, Todd, S, SW Louisiana	1991-94
13	Scribner, Bucky, P, Kansas	1987-89
60	Selesky, Ron, C, North Central	1987
34	Sendeje, Andrew, S, Rice	2011-14
57	Sendlein, Robin, LB, Texas	1981-84
81	Senser, Joe, TE, West Chester St.	1979-84
29	Serwanga, Wasswa, CB, UCLA	2000-01
45	Shrockman, Ed, CB, Pittsburgh	1962-02
42	Sharper, Darren, S, William & Mary	2005-08
14	Shaw, George, QB, Oregon	1961
25	Shaw, Terrance, CB, S.F. Austin	2004
73	Shay, Jerry, DT, Purdue	1966-67
59	Sheppard, Ashley, LB, Clemson	1993-95
29	Sheppard, Lito, CB, Florida	2010
35	Sherels, Marcus, CB, Minnesota	2010-14
4	Sherman, Will, WR, St. Mary's	1961
81	Shiancoe, Visanthe, TE, Morgan St.	2007-11
77	Shields, Lebron, DE, Tennessee	1961
82/86	Shuler, Mickey, TE, Penn State	2010-11
50	Siemon, Jeff, LB, Stanford	1972-82
69	Simkus, Arnold, DT, Michigan	1967-82
75	Simpson, Howard, T, Auburn	1964
81	Simpson, Jerome, WR, Coastal Carolina	2012-14
57	Sims, William, LB, SW Louisiana	1994
9	Sisson, Scott, K, Georgia Tech	1996
25	Slaton, Mark, S, South Dakota	1987
74	Smiley, Larry, DE, Texas So.	1993
30	Smith, Cedric, RB, Florida	1990
25	Smith, Daryl, CB, North Alabama	1989
24	Smith, Dwight, S, Akron	2006-07
95/92	Smith, Fernando, DE, Jackson St.	1994-97, 00
87	Smith, Gordon, TE, Missouri	1961-65
91	Smith, Greg, DT, Kansas	1984
22	Smith, Harrison, S, Notre Dame	2012-14
43	Smith, Jim, RB, Elon	1987
90	Smith, Khreem, DE, Oklahoma St.	2006
73	Smith, Lyman, DT, Duke	1978
32	Smith, Ontario, RB, Oregon	2003-04
57	Smith, Raonell, LB, Washington St.	2002-05
26/20	Smith, Robert, RB, Ohio St.	1982-05
74	Smith, Robert, DE, Grambling	1985
47	Smith, Rod, CB, Notre Dame	1996
83	Smith, Rodney, WR, Florida State	2013-14
74	Smith, Steve, DE, Michigan	1968-70
40	Smith, Wayne, CB, Purdue	1987
27/21	Smoed, Fred, CB, Mississippi St.	2005-06
14	Snead, Norm, QB, Wake Forest	1971
44	Snider, Matt, FB, Richmond	2006
69	Solomon, Ariel, G, Colorado	1991
54	Solomon, Jesse, LB, Florida St.	1986-89
31	Spencer, Willie, RB, no college	1976
44/45	Stackhouse, Charles, FB, Mississippi	2003
34	Starks, Tim, CB, Kent State	1987
82	Steele, Robert, WR, No. Alabama	1979
26	Steeple, Robert, CB, Memphis	2013
52	Stein, Bob, LB, Minnesota	1975
3	Stenerud, Jan, K, Montana St.	1984-85
74	Stensrud, Mike, DT, Iowa State	1986
73	Stepanek, Joe, DT, Minnesota	1987
93	Stephan, Shamir, DT, Connecticut	2014
95	Stephens, Mac, LB, Minnesota	1991
73	Steussie, Todd, T, California	1994-00
28	Stewart, James, RB, Miami (Fla.)	1995
95	Stewart, Mark, LB, Washington	1983-84
27	Stills, Ken, S, Wisconsin	1990

82	Stonbreaker, Steve, LB/TE, Detroit	1962-63
94	Strathers, Thomas, DE, Jackson St.	1989-91
53	Strickland, Fred, LB, Purdue	1993
77	Stringer, Corey, T, Ohio State	1995-00
55	Stuwell, Scott, LB, Illinois	1977-90
65	Sullivan, John, C, Notre Dame	2008-14
64	Sumner, Charlie, CB, Wm. & Mary	1961-62
26	Sunde, Milt, G, Minnesota	1964-74
67	Sutherland, Doug, DT, Superior St.	1971-81
72	Sutton, Archie, T, Illinois	1965-67
43	Sverchek, Paul, DT, Cal-Poly SLO	1964
52	Swain, Bill, LB, Oregon	1984
29	Swain, John, CB, Miami	1981-84
67	Swalley, Dennis, C, Texas A&M	1977-83; 85-87
T T T		
38	Tahi, Nauaahu, FB, BYU	2006-10
55	Talley, Darryl, LB, West Virginia	1996
44	Tapeh, Thomas, FB, Minnesota	2008
10	Tarcenton, Fran, QB, Georgia	1961-66; 72-78
33	Tate, Ben, RB, Auburn	2014
28/83	Tate, Robert, CB/WR, Cincinnati	1997-01
33	Tatman, Pete, RB, Nebraska	1967
66	Tausch, Terry, G, Texas	1982-88
29	Taylor, Chester, RB, Toledo	2006-09
90	Taylor, Eric, DE, Memphis	2005
89	Taylor, Travis, WR, Florida	2005-06
37	Teal, Willie, CB, LSU	1980-86
67	Teeter, Mike, DT, Michigan	1991
46	Tennell, Derek, TE, UCLA	1992-93
27	Thibodeaux, Keith, CB, Northwestern St.	1999-01
19	Thielen, Adam, WR, Minnesota State	2014
35	Thomas, Andre, RB, Mississippi	1987
51	Thomas, Broderick, LB, Nebraska	1995
54/55	Thomas, Dontarion, LB, Auburn	2004-08
97	Thomas, Henry, DT, LSU	1987-94
42/43	Thomas, Orlando, S, SW Louisiana	1995-01
94	Thomton, John, DT, Cincinnati	1993
87/83	Tice, Mike, TE, Maryland	1992-93; 95



Orlando Thomas

74	Tilleman, Mike, DT, Montana	1966
53	Tingelhoff, Mick, C, Nebraska	1962-78
77	Tove, Dave, LB, Oregon	1966-67
29	Todman, Jordan, RB, Connecticut	2011
13	Toretta, Gino, QB, Miami	1993
94	Trattuto, Justin, DE, Florida	2013-14
33	Triplett, Mel, RB, Toledo	1961-62
32	Truelove, Tony, RB, Livingston	1987
89	Truitt, Olanda, WR, Mississippi St.	1993
98/95	Tualoe, Esera, DT, Oregon St.	1992-96
38	Tucker, Bob, TE, Bloomsburg St.	1977-80
27	Turner, John, S, Miami	1978-83; 85-87
24	Turner, Maurice, RB, Utah St.	1984-85
61	Turner, Mike, T, Louisiana St.	1987
U U U		
95	Udeze, Kenechi, DE, USC	2004-08
53	Ulmer, Artie, LB, Valdosta St.	1997
V V V		
11/15	Vanderkelen, Ron, QB, Wisconsin	1963-67
37	Vandhorse, Sen, CB, Howard	1996
25	Vargo, Larry, S, Detroit	1964-65
69	Vaughn, Ruben, DT, Colorado	1984-86
71	Vella, John, T, USC	1980
63	Vellone, Joe, G, USC	1966-70
83	Voigt, Stu, TE, Wisconsin	1970-80
W W W		
88	Waddy, Bill, WR, Colorado	1984
19	Wade, Bobby, WR, Arizona	2007-08
31	Wagner, Dan, S, Kansas	1984
4	Waits, Van, LB, Indiana	1992

39	Walden, Bobby, P, Georgia	1964-67
49	Walker, Adam, RB, Carthage	1987
26	Walker, Denard, CB, LSU	2010
64	Walker, Frank, CB, Tuskegee	2003
34	Walker, Herschel, RB, Georgia	1989-91
64	Walker, Jay, QB, Howard	1996-97
25	Walker, Jimmy, DT, Arkansas	1987
93	Wallace, Jackie, CB, Arizona	1973-74
3	Walsh, Blair, K, Georgia	2012-14
81	Walsh, Chris, WR, Stanford	1994-02
82	Walters, Troy, WR, Stanford	2000-01
72	Ward, John, G/DT, Oklahoma St.	1970-75
59	Warwick, Lonnie, LB, Tenn. Tech	1965-72
20	Washington, Dewayne, CB, N.C. State	1994-97
84	Washington, Gene, WR, Michigan St.	1967-72
80	Washington, Harry, WR, Colorado St.	1978
96	Washington, Keith, DE, UNLV	1995
58	Watts, Brandon, LB, Georgia Tech	2014
63/73	Webb, J/Marcus, T, West Texas A&M	2013-14
14	Webb, Joe, QB/WR, UAB	2010-13
68	Webster, Kevin, C, Northern Iowa	1987
32	Welborne, Trip, S, Michigan	1992
65	Welch, Thomas, T, Vanderbilt	1973
56	Wells, Mike, QB, Illinois	2010-14
72	Wentworth, Austin, G, Fresno State	2014
40	West, Charlie, S, Texas-E! Paso	1968-73
35	West, Ronnie, WR, Pittsburgh St.	1992
92	Westbrooks, David, DE, Howard	1990
73	Whelan, Leonard, CB, Troy St.	1997
87	Whitaker, Deata, TE, Miss. Valley St.	1992
67	Whitaker, Ronyell, CB, Virginia Tech	2006-07
62	White, Brad, DT, Tennessee	1987
62	White, Ed, G, California	1969-77
72	White, James, DT, Oklahoma St.	1976-83
72	White, Jose, DT, Howard	1995
85	White, Sammy, WR, Grambling	1976-86
65	Whittle, Jenson, C, SW Missouri St.	2006
85	Whittigs, Jermaine, TE, Georgia	2004-06
41	Wilcox, Solomon, S, Colorado	1991
94	Wiley, Chuck, DE, LSU	2002-04
82	Williams, A.D., WR, Pacific	1961
98	Williams, Ben, DE, Minnesota	1998
29	Williams, Brian, CB, North Carolina St.	2002-05
23	Williams, Jeff, RB, Oklahoma St.	1966
58	Williams, Jimmy, LB, Nebraska	1990-91
93	Williams, Kevin, DT, Oklahoma St.	2003-13
20	Williams, Madieu, S, Maryland	2008-10
21/20	Williams, Moe, RB, Kentucky	1996-00; 02-05
94	Williams, Pat, DT, Texas A&M	2005-10
25	Williams, Tank, S, Stanford	2006-07
94	Williams, Tony, DT, Memphis	1997-00
44	Williams, Walt, CB, New Mexico St.	1981-82
19/82	Williamson, Troy, WR, So. Carolina	2005-07
80	Willis, Leonard, WR, Ohio State	1976
59/54	Wilson, Antonio, LB, TX A&M-Comm.	2000-02
17	Wilson, Brett, RB, Illinois	1987
24	Wilson, David, S, California	1992
14	Wilson, Tom, RB, no college	1963
11	Wilson, Wade, QB, East Texas St.	1981-91
45	Wilson, Wayne, RB, Shepherd	1986
26	Winfield, Antoine, CB, Ohio St.	2004-12
36	Winfrey, Carl, LB, Wisconsin	1971
60	Winston, Roy, LB, LSU	1962-76
29	Wise, Phil, S, Nebraska-Omaha	1977-79
79	Wise, Jerry, T, Notre Dame	2001
60	Withrow, Cory, C, Washington St.	1999-05
44	Wofford, James, RB, UNLV	2002
73	Wolfe, Craig, G, Syracuse	1990-91
33	Womack, Jeff, RB, Memphis St.	1987
52	Wong, Kallee, LB, Stanford	1998-01
5	Wood, Mike, P, Missouri State	1998
99	Woodton, Corey, DE, Northwestern	2014
23	Word, Barry, RB, Virginia	1993
93	Worthen, Shawn, DT, TCU	2001
99	Wright, Fearon, LB, Rhode Island	2001
27	Wright, Felix, S, Drake	1991-92
17	Wright, Jarvis, WR, Arkansas	2012-14
23	Wright, Jeff, S, Minnesota	1971-78
20	Wright, Kenny, CB, Northwestern St.	1999-01
43	Wright, Nate, CB, San Diego St.	1971-80
37	Wynns, Ellis, DT, Mississippi St.	2008
3	Wynt, Spurgeon, QB, SW Texas St.	2001
Y Y Y		
91	Yakovonis, Ray, DT, E. Stroudsburg	1980-83
66	Yankey, David, G, Stanford	2014
73	Yar, Ron, T, USC	1968-81
50	Yates, Max, LB, Marshall	2003-04
34	Young, Albert, RB, Iowa	2009-10
34	Young, Jim, RB, Queens Ontario	1965-66
40	Young, Rickey, RB, Jackson St.	1978-83
72	Yousou, Frank, T, Minnesota	1961-62
Z Z Z		
51	Zaunbrecher, Godfrey, C, LSU	1971-73
65	Zimmerman, Gary, T, Oregon	1986-92

VIKINGS ALL-TIME GAMES PLAYED/STARTED

Player	Pos.	Years	Regular Season Games	
			Played	Started
Jim Marshall	DE	1961-79	270	270
Mick Tingelhoff	C	1962-78	240	240
Fred Cox	K	1963-77	210	0
Carl Eller	DE	1964-78	209	201
Scott Studwell	LB	1977-90	202	160
Ron Yary	T	1968-81	199	180
Grady Alderman	T	1961-74	194	178
Randall McDaniel	G	1968-99	190	188
Roy Winston	LB	1962-76	190	160
Tim Iwini	T	1981-93	188	181
Cris Carter	WR	1990-01	188	177
Jim Kleinsasser	TE	1999-11	181	130
Bill Brown	RB	1962-74	180	111
Steve Jordan	TE	1982-94	178	149
Fran Tarkenton	QB	1961-66, '72-'78	177	171
John Randle	DT	1990-00	176	150
Kevin Williams	DT	2003-13	171	171
Paul Krause	S	1968-79	171	150
Cullen Loeffler	LS	2004-14	171	0
Carl Lee	CB	1983-93	169	144
Alan Page	DT	1967-78	160	157
Matt Blair	LB	1974-85	160	130
Bobby Bryant	CB	1968-80	160	128
Fred McNeill	LB	1974-85	157	121
Wally Hilgenberg	LB	1968-79	157	116
Jeff Siemon	LB	1972-82	156	149
Chris Doleman	DE	1985-93, '99	154	142
David Dixon	G	1994-04	152	134
Mark Mullaney	DE	1975-87	151	97
Matt Birk	C	1998-08	146	123
Milt Sunde	G	1964-74	146	113
Mike Morris	LS	1991-99	144	0
Ed Sharockman	CB	1961-72	141	126
Leo Lewis	WR	1981-91	140	50
Dennis Swilley	C	1977-83, '85-'87	139	101
Steve Riley	T	1974-84	138	128
Joey Browner	S	1983-91	138	115
Gary Larsen	DT	1965-74	136	115
Doug Sutherland	DT	1971-80	136	90
Dave Osborn	RB	1965-75	135	69
Jake Reed	WR	1991-99, '01	134	83
Chris Walsh	WR	1994-02	134	4
Anthony Carter	WR	1985-93	133	126
Bryant McKinnie	T	2002-10	132	131
Karl Kasulke	S	1963-72	131	117
Stu Voigt	TE	1970-80	131	80
Greg Coleman	P	1878-87	130	0

Darrin Nelson	RB	1982-89, '91-92	129	67
Paul Dickson	DT	1961-70	128	83
Sammy White	WR	1976-86	127	117
Tommy Kramer	QB	1977-89	127	110
David Huffman	OL	1979-83, '85-'90	127	22
Chris Klau	P	2005-12	127	0
Doug Martin	DE	1980-89	126	94
Nate Wright	CB	1971-80	126	89
Brian Robison	DE	2007-14	126	70
Ed McDaniel	LB	1992-01	125	110
E.J. Henderson	LB	2003-11	125	105
Clad Greenway	LB	2006-14	124	123
Ed White	CB	1969-77	122	95
Antoine Winfield	CB	2004-12	119	115
Wes Hamilton	G	1976-85	119	93
Robert Griffith	G	1994-01	119	88
Henry Thomas	DT	1987-94	118	117
Tommy Hannon	S	1977-84	117	103
Mo Williams	RB	1996-00, '02-'05	117	10
James White	DT	1976-83	116	77
Kirk Lowdermilk	C	1985-92	114	86
Randy Moss	WR	1998-04, '10	113	108
Todd Stuessie	T	1994-00	111	111
Jim Hough	G	1978-86	111	78
John Sullivan	C	2008-14	109	93
Gary Zimmerman	T	1986-92	108	108
Alfred Anderson	RB	1984-91	108	71
Adrian Peterson	RB	2007-14	104	97
Everett Lindsay	OL	1993-98, '01-'03	104	31
Ted Brown	RB	1979-86	103	73
John Turner	DB	1978-83, '85, '87	103	70
Randy Holloway	DE	1978-84	103	31
Jeff Christy	C	1993-99	101	92
Hassan Jones	WR	1986-92	100	55
Harold Morrow	RB	1996-02	99	2
Ahmad Rashad	WR	1976-82	98	95
Orlando Thomas	S	1995-01	98	87
Robert Smith	RB	1993-00	98	72
Charles Goodrum	G	1973-79	97	74
Jared Allen	DE	2008-13	96	96
Ryan Longwell	K	2006-11	96	0
Brent McClanahan	RB	1973-80	95	20
Chuck Foreman	RB	1973-79	94	84
Fred Evans	DT	2007-13	94	6
Korey Stringer	T	1995-00	93	91
Chris Liwinski	G	1998-05	93	74
Pat Williams	DT	2005-10	93	93
Larry Bowie	G	1962-68	92	81
Lonnie Warwick	LB	1965-72	91	84

VIKINGS ALL-TIME GAMES STARTED BY ROOKIES

Player	Pos.	Year	Acquired	Starts
Gary Zimmerman	T	1986	FA (USFL)	16
Todd Stuessie	T	1994	D1a (19)	16
Daywayne Washington	CB	1994	D1a (18)	16
Kevin Williams	DT	2003	D1 (9)	16
Matt Kalil	T	2012	D1a (4)	16
Harrison Smith	S	2012	D1b (29)	16
Anthony Carter	WR	1985	FA (USFL)	15
Randall McDaniel	G	1988	D1 (19)	15
Korey Stringer	T	1995	D1b (24)	15
Kenechi Udeze	DE	2004	D1 (20)	15
Phil Loadholt	T	2009	D2 (54)	15
Rip Hawkins	LB	1961	D2 (15)	14
Chuck Lamson	S	1962	D4 (43)	14
Mick Tingelhoff	C	1962	FA	14
Lee Calland	CB	1963	FA	14
Paul Flatley	WR	1963	D4 (44)	14
Carl Eller	DE	1964	D1 (6)	14
Sammy White	WR	1976	D2 (54)	14
Alfred Anderson	RB	1984	D3 (67)	14
Tim Newton	DT	1985	D6 (164)	14
George Rose	CB	1964	D3 (34)	13
Jackie Wallace	CB	1973	D2 (34)	13
Chris Doleman	LB	1985	D1b (4)	13
Chris Hovan	DT	2000	D1 (26)	13
Michael Bennett	RB	2001	D1 (27)	13
Karl Kasulke	S	1963	W (Det)	12
Hal Besdoe	TE	1964	D2 (19)	12
Doug Davis	T	1966	D5a (72)	12
Henry Thomas	DT	1987	D3 (72)	12
Everett Lindsay	OL	1993	D5 (133)	12
Andrew Jordan	TE	1994	D6 (179)	12
Derrick Alexander	DE	1995	D1a (11)	12
Kenny Wright	CB	1999	D4a (120)	12
Anthony Barr	LB	2014	D1a (9)	12
Teddy Bridgewater	QB	2014	D1b (32)	12
Joe Kapp	QB	1967	FA (CFL)	11
Chuck Foreman	RB	1973	D1 (12)	11
Alan Page	DT	1967	D1c (15)	11
Frank Myers	T	1978	FA	11
Orlando Thomas	S	1995	D2a (42)	11
Randy Moss	WR	1998	D1 (21)	11
Eric Kelly	CB	2001	D3 (69)	11

Nick Rogers	LB	2002	D6 (177)	11
Fran Tarkenton	QB	1961	D3 (29)	10
Corey Fuller	CB	1995	D2b (55)	10
Christian Ponder	QB	2011	D1 (12)	10
Steve Stonebreaker	TE	1961	D12 (155)	9
Jim Vellone	G	1966	FA	9
Ted Brown	RB	1979	D1 (16)	9
Brent Boyd	G	1980	D3 (68)	9
Nate Burleson	WR	2003	D3 (71)	9
Erasmus James	DE	2005	D1 (18)	9
Adrian Peterson	RB	2007	D1 (7)	9
Marcus McCauley	CB	2007	D3 (72)	9
Gordon Smith	TE	1961	FA	8
Don Hansen	LB	1966	D3 (42)	8
Jeff Siemon	LB	1972	D1 (10)	8
Wymon Henderson	CB	1987	FA	8
Marcus Johnson	T	2005	D2 (49)	8
Percy Harvin	WR	2009	D1 (22)	8
Kyle Rudolph	TE	2011	D2 (43)	8
Ray Poage	WR	1963	D3 (31)	7
Lonnie Warwick	LB	1965	FA	7
Jim Kleinsasser	FB	1999	D2 (44)	7
Tyrone Carter	S	2000	D4b (118)	7
Bryant McKinnie	T	2002	D1 (7)	7
Brian Williams	CB	2002	D4a (105)	7
Nat Dorsey	T	2004	D4a (115)	7
Spencer Johnson	DT	2004	FA	7
Cedric Griffin	CB	2006	D2a (48)	7
Tyrell Johnson	S	2008	D2	7
Rhett Ellison	FB/TE	2012	D4b (128)	7
Ed Marinaro	RB	1972	D2 (50)	6
Matt Blair	LB	1974	D2b (51)	6
Hassan Jones	WR	1986	D5 (120)	6
Brad Edwards	S	1988	D2 (54)	6
Hunter Goodwin	TE	1996	D4 (97)	6
Willie Offord	S	2002	D3 (70)	6
Josh Robinson	CB	2012	D3 (66)	6
Cardarrelle Patterson	WR	2013	D1 (29)	6
Xavier Rhodes	CB	2013	D1 (25)	6
Jerick McKinnon	RB	2014	D3b (96)	6

BOLD denotes players currently on the roster

VIKINGS ALL-TIME DRAFTS

KICKOFF

EXECUTIVES

COACHES

STAFF

PLAYERS

ROOKIES

2014 SEASON

RECORDS

PLAYOFF RECORDS

HISTORY

EXTRA POINTS

1961 (Drafted 1st)

1. **TOMMY MASON** (1st overall), RB, Tulane
2. **FRY HAWKINS** (15), LB, North Carolina
3. **FRAN TARKENTON** (29), QB, Georgia
4. **CHUCK LAMSON** (43), DB, Wyoming
5. **ED SHARCKMAN** (57), DB, Pittsburgh
6. **GERALD BURT** (71), WR, Georgia
7. **ALLEN FERRIE** (85), WR, Wagner
8. **PAUL LINDQUIST** (93), T, New Hampshire
9. **DAN SHEEHAN** (113), T, Tenn.-Chattanooga
10. **DOUG MAYBERRY** (127), RB, Utah
11. **JERRY MAYES** (141), T, SMU
12. **STEVE STONEBREAKER** (155), LB, Detroit
13. **RAYMOND HAYES** (169), RB, Cent. Oklahoma
14. **KEN PETERSON** (183), T, Utah
15. **MIKE MERCER** (197), K, Arizona State
16. **TED KARPOVICH** (211), RB, Detroit
17. **WILLIE JONES** (225), RB, Purdue
18. **BOB VOIGHT** (239), T, Los Angeles State
19. **BILL HILL** (253), RB, Presbyterian
20. **MIKE McFARLAND** (267), QB, Western Illinois

1962 (Drafted 2nd)

1. NO CHOICE, traded to New York for George Shaw.
2. NO CHOICE, traded, along with 11th rounder, to Cleveland for Jim Prestel, Jim Marshall, Dick Green, Jamie Caleb, Billy Gault and Paul Dickson.
3. **BILL MILLER** (30), WR, Miami
4. **ROY WINTON** (45), LB, LSU
5. NO CHOICE, traded to New York for Mel Triplett, Bob Schnelker, and B. Schmidt.
6. **LARRY BOWIE** (73), K, Purdue
7. NO CHOICE, traded to Philadelphia in Jerry Reichow trade.
8. **PAUL WHITE** (101), RB, Buffalo
9. **MARSHALL SHIRK** (114), T, UCLA
10. NO CHOICE, traded to Cleveland for Bob Denton.
11. **NO CHOICE**, traded to Cleveland along with 2nd rounder in 1962.
12. **GARY FALLON** (157), RB, Syracuse
13. **ROGER VAN CLEEVE** (170), T, SW Oklahoma
14. **PAT RUSSELL** (185), T, Purdue
15. **LARRY GUILDFORD** (198), RB, Pacific
16. **JOHN CONTOLUIS** (213), T, Connecticut
17. **RON STALEY** (226), WR, Wisconsin
18. **JUNIOR HAWTHORNE** (241), T, Kentucky
19. **TOMMY MINTER** (254), RB, Baylor
20. **TERRY CAGAANEN** (269), RB, Utah State

1963 (Drafted 3rd)

1. **JIM DUNAWAY** (3), DT, Mississippi State
2. **BOBBY BELL** (16), LB, Minnesota
3. **RAY PAGE** (31), WR, Texas
4. **PAUL FLATLEY** (44), WR, Northwestern
5. **GARY KALTENBACH** (59), G, Pittsburgh
6. NO CHOICE, traded to Cleveland for T. Frankhauser, F. Cox, C. Ferguson and E. Linden.
7. NO CHOICE, traded to New York for Jim Leo.
8. **JIM O'MAHONEY** (100), LB, Miami
9. **BOB HOOVER** (115), RB, Florida
10. **TERRY KOSENS** (128), RB, Hofstra
11. **JOHN CAMPBELL** (143), LB, Minnesota
12. **JOHN SKLOPAN** (156), RB, Southern Miss.
13. **DAVE O'BRIEN** (171), G, Boston College
14. **RALPH FERRISI** (184), RB, So. Conn. St.
15. **JOHN MURIO** (199), WR, Whitworth
16. **REX MIRICH** (227), T, Arizona, St.-Flagstaff
17. **TOM MUNSEY** (272), RB, Concordia
18. **TOM MCINTYRE** (240), T, St. John's
19. **FRANK HORWATH** (255), RB, Youngstown
20. **MAILON KENT** (268), QB, Auburn

1964 (Drafted 6th)

1. **CARL ELLER** (6), DE, Minnesota
2. **HAL BESDOLE** (19), TE, USC
3. **GEORGE ROSE** (34), DB, Auburn
4. (A) NO CHOICE, traded to Chicago for Bill Brown.
5. (B) TOM KEATINGE (53), T, Michigan, from N.Y. Giants as part of Hugh McElhenry trade.
6. **JOHN KIRBY** (62), LB, Nebraska
7. **BOB LACEY** (75), WR, North Carolina
7. **WES BRYANT** (80), T, Arkansas
8. **BILL McWATTERS** (118), RB, North Texas St.
9. **DARRELL LESTER** (103), RB, McNeese
10. NO CHOICE, traded to L.A. Rams for Tom Wilson.
11. **H.O. ESTES** (146), G, East Central Okla.
12. **WALTER SANDS** (159), WR, Texas
13. **RUSS VOLLMER** (174), DB, Memphis St.
14. **TOM MICHEL** (187), RB, East Carolina
15. **KEARTE KIFFIN** (202), T, Nebraska
16. **CARLTON GATES** (255), DE, Florida AGM
17. **JERRY McCLURG** (230), DE, Colorado
18. **CARL ROBINSON** (243), DT, Prairie View
19. **DICK SCHOTT** (258), DE, Louisville
20. **MILT SUNDE** (271), G, Minnesota

1965 (Drafted 8th)

1. **JACK SNOW** (8), WR, Notre Dame
2. (A) **ARCHIE SUTTON** (15), T, Illinois, from N.Y. Giants as part of the Hugh McElhenry trade.
2. (B) **LANCE RENTZEL** (23), RB, Oklahoma

3. NO CHOICE, traded to Pittsburgh for Bob Ferguson.
4. (B) **JIM WHALEN** (51), WR, Boston Coll.
4. (B) **JIM HARRIS** (55), DT, Utah State, from Cleveland for Mike Bundra.
5. NO CHOICE, traded to Detroit for Tom Hall and Bruce Zellmer.
6. **JIM GRISHAM** (79), RB, Oklahoma
7. NO CHOICE, traded to Detroit for Mike Bundra and Larry Vargo.
8. (A) **JOHN HANKINSON** (100), QB, Minnesota, from San Francisco for Roy Williams.
8. (B) **JEFF JORDAN** (107), DB, Tulsa
9. **FRANK McCLENDON** (120), DT, Alabama
10. **JERRY SCHWEIGER** (135), T, Superior St.
11. **JOHN THOMAS** (148), WR, USC
12. **MIKE TILLEMAN** (163), DT, Montana
13. **DAVE OSBORN** (176), RB, North Dakota
14. **MAX LEETZOW** (191), DE, Idaho
15. **PHIL MORGAN** (204), RB, East Tenn.
16. **PAUL LABINSKI** (219), DT, St. John's
17. **VERAN SMITH** (232), LB, Utah State
18. **RICHARD KOTITE** (247), WR, Wagner
19. **ELLIS JOHNSON** (260), RB, SE Louisiana
20. **COSMO ICAVAZZI** (275), RB, Princeton

1966 (Drafted 7th)

1. **JERRY SHAY** (7), DT, Purdue
2. **JIM LINDSEY** (27), RB, Arkansas
3. **DON HANSEN** (42), LB, Illinois
4. **RON ACKS** (57), DB, Illinois
5. (A) **DOUG DAVIS** (72), T, Kentucky
5. (B) **BOB HALL** (76), DB, Brown, from Chicago for Palmer Pyle.
6. (A) **WIBER AYLER** (83), T, S.W. Texas St., from N.Y. Giants for Bill Taylor, Tarleton trade.
6. (B) NO CHOICE, traded to Detroit for Mike Bundra and Larry Vargo.
7. **BOB MEERS** (106), WR, Massachusetts
8. NO CHOICE, traded to Baltimore for the rights to Larry Kramer.
9. **RON GREEN** (134), WR, North Dakota
10. NO CHOICE, traded to Detroit for Gary Lowe.
11. **STAN QUINTANA** (162), DB, New Mexico
12. **BOB PETRELLA** (181), DB, Tennessee
13. **LARRY MARTIN** (193), T, San Diego St.
14. **HOWARD TWILEY** (209), WR, Tulsa
15. **HUGH WRIGHT** (223), RB, Adams State
16. **JIM WILLIAMS** (237), DB, Arkansas
17. **MONROE BEARD** (256), WR, Virginia Union
18. **DALE GRECO** (270), T, Illinois
19. **JESSE STOKES** (284), DB, Corpus Christi
20. NO CHOICE, traded to Philadelphia for Billy Ray Barnes.

1967 (Drafted Alternately 8th and 7th)

1. (A) **CLINTON JONES** (2), RB, Michigan State, from NY Giants as part of Tarleton trade.
1. (B) **GENE WASHINGTON** (8), WR, Michigan State
2. (A) **ALAN PAGE** (15), DT, Notre Dame, Choice from L.A. Rams for Hal Besdole, Tommy Mason and 2nd round draft choice in 1967.
2. **BOB GRIM** (28), WR, Oregon State. Choice from N.Y. Giants.
3. NO CHOICE, traded to LA Rams.
3. **EARL DENNEY** (61), RB, Missouri
4. **ALVIN COLEMAN** (87), DB, Tenn. AGI
5. **KEN LAL** (115), WR, Minnesota
6. NO CHOICE, traded to Pittsburgh for Phil King.
7. **BOBBY BRYANT** (167), DB, South Carolina
8. NO CHOICE, traded to Pittsburgh for Dave Tobey.
8. **JOHN BEASLEY** (197), TE, California. Choice from Washington.
9. **BILL MORRIS** (219), G, Holy Cross
10. **PETE TATMAN** (244), RB, Nebraska
11. **BOB TRYGGVAST** (271), DT, Washington St.
12. **FRED CREMER** (296), DT, St. John's
13. **CHARLES HARDT** (323), DB, Tulsa
14. **JIM HARGROVE** (348), LB, Howard Payne
15. **JAMES SHEA** (375), DB, New Mexico
16. **GENE BEARD** (400), DB, Virginia Union
17. **DICK WAGONER** (427), DB, Bowling Green

1968 (Drafted 6th)

1. (A) **RON RARY** (1), T, USC. Choice from N.Y. Giants as part of Tarleton trade.
- (B) NO CHOICE, traded to New Orleans for Gary Cuzzo.
2. **CHARLIE WEST** (33), DB, Texas-El Paso
3. (A) NO CHOICE, traded to Pittsburgh for Brady Keys
3. (B) **MIKE McGILL** (76), LB, Notre Dame. Choice from Dallas for Lance Rentzel.
4. **MIKE FREEMAN** (89), DB, Fresno State
5. NO CHOICE, traded to Washington for Bob Breitenstein.
6. **BOB GOODRIDGE** (144), WR, Vanderbilt
7. (A) **OSCAR REED** (167), RB, Colorado State. Choice from Atlanta for Ron Vanderkelen.
7. (B) **LENNY SNOW** (171), RB, Georgia Tech
8. **HANK URBANOWICZ** (198), DT, Miami

9. **MIKE DONOHUE** (225), TE, San Francisco
10. **TOM SAKAL** (250), DB, Minnesota
11. **BILL HAAS** (279), WR, Omaha
12. **HOWIE SMALL** (308), C, Rhode Island
13. **DICK WHERRY** (333), WR, Northern St.
14. **DON EVANS** (360), T, Arkansas AMSGN
15. **JIM HAYNIE** (387), QB, West Chester St.
16. **LARRY KUCHARICH** (414), DB, Boston Coll.
17. (A) **BOB LEE** (441), QB, Pacific
17. (B) **BILL HULL** (445), G, Tennessee Tech. Choice from Detroit.

1969 (Drafted 17th)

1. NO CHOICE, traded to New Orleans for Gary Cuzzo.
2. (A) **ED WHITE** (39), G, California. Choice from N.Y. Giants as part of Tarleton trade.
2. (B) **VOLLY MURPHY** (43), WR, UTEP
3. NO CHOICE, traded to Philadelphia for Phil King.
4. **MIKE McCAFFREY** (95), LB, California
5. (A) **JIM BARNES** (106), G, Arkansas. Choice from Atlanta for Ron Vanderkelen.
5. (B) **MIKE O'SHEA** (112), WR, Utah State. Choice from Atlanta for Bobby Walden.
6. (C) **CORNY DAVIS** (121), RB, Kansas St.
6. **MARION BATES** (133), DB, Tex. Southern
7. NO CHOICE, traded to Washington along with Marlin McKeever for Paul Krause.
8. **HARRISON WOOD** (199), WR, Washington
9. **TOM FINK** (225), G, Minnesota
10. **TOM McCAULEY** (253), WR, Wisconsin
11. **BRIAN DOWLING** (277), QB, Yale
12. **NOEL JENKE** (303), LB, Minnesota
13. **JIM MOYLAN** (329), DB, Texas Tech
14. **TOMMY HEAD** (355), C, S.W. Texas St.
15. **ERIC MOSELEY** (391), TE, Jackson St.
16. NO CHOICE, traded to Detroit for 17th choice in 1968.
17. **WENDELL HOUSLEY** (433), DB, Texas AGM

1970 (Drafted 25th)

1. **JOHN WARD** (25), T, Oklahoma State
2. **BILL CAPPLEMAN** (51), QB, Florida St.
3. **CHUCK BURGOON** (77), LB, North Park
4. NO CHOICE, traded to New Orleans for Kent Kramer.
5. **GREG JONES** (129), RB, UCLA
6. **MIKE CHOI**, traded to Pittsburgh for Tony Jeter.
7. **FRY HARBER** (181), LB, Mississippi
8. **MIKE CARROLL** (206), G, Missouri
9. **GEORGE MORROW** (235), DE, Mississippi
10. **STU VOIGT** (260), TE, Wisconsin
11. **GOODFREY ZAUNBRECHER** (286), C, LSU
12. **JAMES HOLLAND** (311), DB, Jackson St.
13. **ROBERT PEARCE** (337), DB, S.F. Austin
14. **TOM SPINKS** (363), WR, Louisiana Tech
15. **BENNIE FRANCIS** (398), DE, Chadron
16. **BOB FROGUE** (417), WR, Emporia St.
17. **BRIAN HEALY** (441), DB, Michigan

1971 (Drafted 24th)

1. **LEO HAYDEN** (24), RB, Ohio State
2. NO CHOICE, traded to Philadelphia as part of Norm Sneed trade.
3. **EDDIE HACKETT** (76), WR, Alcorn AGM
4. **VINCE CLEMENTS** (102), RB, Connecticut
5. NO CHOICE, traded to Pittsburgh for Kent Nix.
6. NO CHOICE, traded to Philadelphia for Norm Sneed.
7. **GENE MACK** (180), LB, Texas-El Paso
8. **JOHN FARLEY** (208), DE, J.C. Smith
9. **TIM SULLIVAN** (232), RB, Iowa
10. **CHRIS MORRIS** (258), G, Indiana
11. **MIKE WALKER** (284), LB, Tulane
12. **REGGIE HOLMES** (310), DB, Stout State
13. **BENNY FRY** (336), C, Houston
14. **JIM GALLAGHER** (362), LB, Yale
15. **JEFF WRIGHT** (379), WR, Minnesota
16. **GREG EDMONS** (413), WR, Penn State
17. **KEN DUNCAN** (439), P, Tulsa

1972 (Drafted 24th)

1. (A) **JEFF SIEMON** (10), LB, Stanford. Choice from New England for Joe Kapp.
- (B) NO CHOICE, traded to NY Giants as part of Tarleton trade.
2. **ED MARINARO** (50), RB, Cornell
3. (A) **BART BUETOW** (59), T, Minnesota. Choice from Green Bay for the rights to Z. Bratkowski.
3. (B) NO CHOICE, traded to Philadelphia as part of the Norm Sneed trade.
4. NO CHOICE, traded to Denver for Al Denison.
5. NO CHOICE, traded to LA Rams for Ted Provost.
6. **AMOS MARTIN** (154), LB, Louisville
7. **BILL SLATER** (181), DE, Western Michigan
8. **CALVIN DEMERY** (206), WR, Arizona St.
9. **CHARLES GLOORER** (232), G, Florida AGM
10. **WILLIE ALDRIDGE** (258), RB, South Carolina St.
11. **WILLIE McKELETON** (284), DB, Southern
12. **BOB BANAUUGH** (310), DB, Montana St.

- 13. FRANKLIN ROBERTS (336), RB, Alcorn A&M
- 14. MARY OWENS (361), RB, Sam Diego St
- 15. MIKE SWEET (388), G, East Tennessee St.
- 16. NEIL CRAFF (414), QB, Wisconsin
- 17. DICK SCHMALZ (440), WR, Auburn

1973 (Drafted Alternately 12th, 13th, 14th)

- 1. **CHUCK FOREMAN** (12), RB, Miami
- 2. **(A) JACKIE WALLACE** (34), DB, Arizona, Choice from St. Louis in John Gilliam for Gary Cuzzo trade.
- 3. **(B) NO CHOICE**, traded to NY Giants as a part of Tankerton trade.
- 4. **IM LASH** (63), WR, Northwestern
- 5. **(A) MIKE WELLS** (80), QB, Illinois, Choice from Philadelphia in Bill Cappelman trade.
- 6. **(B) NO CHOICE**, traded to Kansas City for Mike Eischeid.
- 7. **BRENT McCLANAHAN** (118), RB, Arizona St.
- 8. **(A) DOUG KINGSRITER** (139), TE, Minnesota, Choice from New Orleans along with 1974 4th choice for Bob Brown.
- 9. **(B) FRED ABBOTT** (143), LB, Florida
- 10. **JOH BROWN** (168), RB, S.W. Texas St.
- 11. **CHUCK MARLING** (196), T, Iowa
- 12. **LARRY DIBBLES** (231), DE, New Mexico
- 10. **(A) RANDY LEE** (236), P, Tulane, Choice from Philadelphia for Bill Cody.
- 10. **(B) DAVE MASON** (246), DB, Nebraska
- 11. **GEARY MURDOCK** (274), T, Iowa State
- 12. **ALAN SPENCER** (299), WR, Pittsburg St.
- 13. **RON JUST** (324), G, Minor State
- 14. **EDDIE BISHOP** (352), DB, Southern
- 15. **TONY CHANDLER** (379), RB, Missouri Valley
- 16. **LARRY SMILEY** (402), DE, Texas Southern
- 17. **DAVE WINFIELD** (429), TE, Minnesota

1974 (Drafted 25th)

- 1. **(A) FRED McNEILL** (17), LB, UCLA, Choice from Atlanta along with Bob Berry for Bob Lee and Lonnie Warwick.
- 2. **(B) STEVE RILEY** (25), T, USC
- 3. **(A) JOHN HOLLAND** (29), WR, Tennessee State, Choice from San Diego along with 3rd choice for C. Jones and C. Gersbach.
- 4. **(B) MATT BLAIR** (51), LB, Iowa State
- 3. **(A) STEVE CRAIG** (64), TE, Northwestern, Choice from San Diego.
- 3. **(B) SCOTT ANDERSON** (77), C, Missouri
- 4. **(A) MIKE TOWNSEND** (86), DB, Notre Dame, Choice from New Orleans as part of Bob Brown trade.
- 4. **(B) NO CHOICE**, traded to Cincinnati for Steve Lawson.
- 5. **(A) JAMES FERGUSON** (120), DB, Stanford, Choice from Denver along with Rod Sherman for Gene Washington.
- 5. **(B) NO CHOICE**, Choice from Los Angeles for Charles Stukes. Choice traded to Philadelphia for Ron Porter.
- 5. **(C) Choice** traded to Baltimore for Charles Stukes in 1973.
- 6. **MARK KELLAR** (155), RB, No. Illinois
- 7. **FRED TABRON** (187), RB, S.W. Missouri
- 8. **BERL SIMMONS** (207), K, TU
- 9. **SAM McCALLUM** (217), WR, Montana St.
- 10. **BARRY REED** (259), RB, Penn State
- 11. **DAVID BOONE** (285), DE, E. Michigan
- 12. **RANDY POLTL** (317), DB, Stanford
- 13. **GARY KELLER** (337), DT, Utah
- 14. **ALAN DIXON** (363), RB, Harding
- 15. **KURT WACHTER** (389), DT, St. John's
- 16. **JOHN GOEBEL** (415), RB, St. Thomas
- 17. **EARL GARRETT** (441), DB, Boston State

1975 (Drafted 25th)

- 1. **MARK MULLANEY** (25), DE, Colorado St.
- 2. **ART RILEY** (52), DT, USC
- 3. **NO CHOICE**, traded to New Orleans for Andy Mauler
- 4. **(A) HAROLD HENSON** (89), RB, Ohio St. Choice from Detroit for Charlie West.
- 4. **(B) BRUCE ADAMS** (103), WR, Kansas
- 5. **ROBERT MILLER** (129), RB, Kansas
- 6. **BUBBA BROUSSARD** (155), LB, Houston
- 7. **HENRY GREENE** (181), RB, Southern
- 8. **JOE HOLLIMON** (207), DB, Arkansas St.
- 9. **JOHN PASSANANTI** (233), G, W. Illinois
- 10. **NEIL CLABO** (258), P, Tennessee
- 11. **IKE SPENCER** (285), RB, Utah
- 12. **AUTRY BEAMON** (311), DB, East Texas St.
- 13. **MIKE HURD** (336), WR, Michigan State
- 14. **MIKE STRICKLAND** (363), RB, E. Michigan
- 15. **OLLIE BAKKEN** (388), LB, Minnesota
- 16. **TOM GOEDJEN** (414), K, Iowa State
- 17. **ADOLPH BELLIZAREK** (441), RB, Penn St.

1976 (Drafted Alternately 25th and 26th)

- 1. **JAMES WHITE** (25), DT, Oklahoma State
- 2. **SAMMY WHITE** (54), WR, Grambling
- 3. **WES HAMILTON** (85), G, Tulsa
- 4. **LEONARD WILLIS** (118), WR, Ohio State
- 5. **(A) STEVE WAGNER** (133), DB, Wisconsin, Choice

- from Atlanta for Oscar Reed.
- 6. **(B) KEITH BARNETTE** (150), RB, Boston Coll.
- 7. **TERRY EGERDAHL** (180), WR/DB, Minnesota-Baltimore
- 7. **LARRY BRUNE** (206), DB, Rice
- 8. **NO CHOICE**, traded to New England along with 6th choice in 1977 for Doug Dumler.
- 9. **ISAAC HAGINS** (262), WR/RS, Southern
- 10. **BILL SALMON** (289), QB, Northern Iowa
- 11. **STEVE KRACHER** (318), RB, Montana St.
- 12. **ROBERT SPARKS** (345), DB, San Francisco St.
- 13. **GARY PAULSON** (372), DE, Colorado St.
- 14. **JEFF STARLETON** (401), T, Purdue
- 15. **RON ROCKE** (428), RB, Macalester
- 16. **RANDY HICKEY** (457), DB, Montana St.
- 17. **DICK LUKOWSKI** (484), DT, West Virginia

1977 (Drafted 27th)

- 1. **TOMMY KRAMER** (27), QB, Rice
- 2. **DENNIS SWILLEY** (55), G, Texas A&M
- 3. **TOM HANNON** (83), S, Michigan State
- 4. **NO CHOICE**, traded to Seattle along with Bob Lurtsema for Ahmad Rashad.
- 5. **KEK MOORE** (136), TE, Northern Illinois
- 6. **NO CHOICE**, traded to New England for Doug Dumler.
- 7. **NO CHOICE**, traded to Cincinnati for Orlando Nelson.
- 8. **CLINT STROZIER** (222), S, USC
- 9. **SCOTT STUDWELL** (250), LB, Illinois
- 10. **DAN BEAVER** (278), K, Illinois
- 11. **KEITH HERTWIG** (306), WR, Arizona
- 12. **JIM KELLEHER** (335), RB, Colorado

1978 (Drafted Alternately 21st, 20th, 24th, 23rd, 22nd)

- 1. **RANDY HOLLOWAY** (21), DE, Pittsburg St.
- 2. **JOHN TURNER** (48), CB, Miami
- 3. **WHIP WALTON** (75), LB, San Diego St.
- 4. **JIM HOUGH** (100), C, Utah State
- 5. **NO CHOICE**, traded to the NY Giants for Bob Tucker.
- 6. **NO CHOICE**, traded to San Francisco for Nate Allen.
- 7. **NO CHOICE**, traded to Philadelphia for Bill Bradley.
- 8. **MIKE WOOD** (204), K, S.E. Missouri, Choice from Seattle for Amos Martin and Autry Beamon.
- 8. **NO CHOICE**, traded to NY Jets for Phil Wise in 1977.
- 9. **MIKE DEUTSCH** (240), P, Colorado St.
- 10. **HUGHIE SHAW** (272), RB, Texas A&I
- 11. **RON HARRIS** (299), RB, Colorado St.
- 12. **JEFF MORROW** (326), T, Minnesota

1979 (Drafted Alternately 16th and 17th)

- 1. **TED BROWN** (16), RB, North Carolina St.
- 2. **DAVE HUFFMAN** (43), C, Notre Dame
- 3. Forfeited
- 4. **STEVE DILS** (97), QB, Stanford
- 5. **JERRY METER** (129), LB, Michigan
- 6. **JOE SENSER** (152), TE, West Chester St.
- 7. **BOB WINKEL** (181), DT, Kentucky
- 8. **NO CHOICE**, traded to Baltimore for Frank Myers.
- 9. **BILLY DIGGS** (236), WR, Winston-Salem
- 10. **NO CHOICE**, traded to NY Jets for Phil Wise.
- 11. **BRIAN NELSON** (291), WR, Texas Tech
- 12. **DAVID STEPHENS** (317), LB, Kentucky

1980 (Drafted Alternately 9th, 10th, 11th)

- 1. **DOUG MARTIN** (9), DT, Washington
- 2. **(A) WILLIE TEAL** (30), CB, LSU, Choice from San Francisco for 2nd and 3rd choice in 1980.
- 2. **(B) NO CHOICE**, traded to San Francisco for 2nd rounder in 1980.
- 3. **(A) NO CHOICE**, traded to San Francisco for 2nd rounder in 1980.
- 3. **(B) BRENT BOYD** (68), G, UC LA, Choice from New Orleans in Steve Riley trade.
- 4. **DENNIS JOHNSON** (92), LB, USC
- 5. **(A) DOUG PASCHAL** (121), RB, North Carolina
- 5. **(B) PAUL JONES** (122), RB, California, from New Orleans in Steve Riley trade.
- 6. **RAY YAKAVONIS** (148), DE, East Stroudsburg St.
- 7. **HENRY JOHNSON** (174), LB, Georgia Tech
- 8. **NO CHOICE**, traded along with Carl Eller to Seattle for Steve Niehaus.
- 9. **DENNIS MOSLEY** (232), RB/WR, Iowa
- 10. **KEN BROWN** (258), WR/RS, Nebraska
- 11. **SAM HARRELL** (288), RB, East Carolina
- 12. **THOMAS LANE** (315), S, Florida A&M

1981 (Drafted Alternately 18th, 17th, 16th)

- 1. **NO CHOICE**, traded to Baltimore for 2nd and 3rd and 5th round choice in 1981.
- 2. **(A) MARDY McDOLLE** (39), WR, Mississippi, Choice from Baltimore for 1st choice in 1981.
- 2. **(B) ROBIN SENDLEIN** (45), LB, Texas
- 3. **(C) JARVIS REDWINE** (52), RB, Nebraska, Choice from Baltimore.
- 3. **NO CHOICE**, to New Orleans in Steve Riley trade.
- 3. **TIM IRWIN** (74), T, Tennessee, Choice from New

- England for Chuck Foreman.
- 4. **JOHN SWAIN** (101), DE, Miami (Fla.)
- 5. **WENDEY RAY** (123), DE, Missouri, Choice from Baltimore
- 5. **NO CHOICE**, traded to New Orleans in Steve Riley trade.
- 6. **NO CHOICE**, traded to Miami for Jim Langer.
- 7. **DON SHAEVER** (184), RB, Kutztown St.
- 8. **WADE WILSON** (210), QB/P, East Texas St.
- 8. **NO CHOICE**, traded to Seattle for Nick Bebout.
- 11. **JAMES MURPHY** (266), WR, Utah State
- 11. **WILLIAM STEPHANOS** (293), T, Boston Coll.
- 12. **BRIAN WILLIAMS** (320), TE, Southern

1982 (Drafted Alternately 7th, 11th, 10th, 9th, 8th, 7th)

- 1. **DARRIN NELSON** (7), RB, Stanford
- 2. **TERRY TAUSCH** (39), T, Texas
- 3. **NO CHOICE**, traded to New Orleans for Tony Galbreath.
- 4. **JIM FAHNHORST** (92), LB, Minnesota
- 5. **NO CHOICE**, traded to Miami for Langer.
- 6. **GREG STORR** (147), LB, Boston College
- 7. **STEVE JORDAN** (179), TE, Brown
- 8. **KEK HARMON** (206), LB, Pacific
- 9. **BYRON HOWARD** (233), S, Tennessee St.
- 10. **GERALD LUCEAR** (260), WR, Temple
- 11. **CURTIS ROUSE** (286), G, Chattanooga
- 12. **HOBBS MILNER** (318), RB, Cincinnati

1983 (Drafted Alternately 19th, 18th, 17th, 16th, 15th)

- 1. **JOE BROWNER** (19), DB, USC
- 2. **NO CHOICE**, traded to Philadelphia for Charlie Johnson.
- 3. **WALKER LEE ASHLEY** (73), LB, Penn St.
- 4. **MARK RUSH** (100), RB, Miami (Fla.)
- 5. **MARK STEVART** (127), LB, Washington
- 6. **MIKE JONES** (159), WR, Tennessee St.
- 7. **CARL LEE** (186), DB, Marshall
- 8. **NORRIS BROWN** (213), TE, Georgia
- 9. **ROD ACHTER** (239), WR, Toledo
- 10. **(A) MELVIN BROWN** (255), DB, Mississippi, Choice from L.A. Raiders for Ron Yary.
- 10. **(B) WALTER TATE** (266), C, Tennessee St.
- 11. **BRIAN BUTCHER** (292), G, Clemson
- 12. **MAURICE TURNER** (328), RB, Utah St.

1984 (Drafted Alternately 13th, 12th, 11th, 15th, 14th)

- 1. **KEITH MILLARD** (13), DE, Washington St.
- 2. **NO CHOICE**, traded to Houston for Archie Manning.
- 3. **ALFRED ANDERSON** (67), RB, Baylor
- 4. **NO CHOICE**, traded to Houston for Dave Casper.
- 5. **NO CHOICE**, traded to LA Raiders for Steve 7th, and 11th choices in 1984.
- 5. **ALLEN RICE** (140), RB, Baylor, Choice from L.A. Raiders.
- 6. **WIGHT COLLINS** (154), WR, Pittsburg
- 7. **(A) JOHN HAINES** (180), DT, Texas
- 7. **(B) LOYD LEWIS** (196), G, Texas A & I, Choice from L.A. Raiders.
- 8. **PAUL SVERCHECK** (208), DT, Cal Poly-SLO
- 9. **KEITH KID** (235), WR, Arkansas
- 10. **JAMES SPENCER** (268), LB, Oklahoma St.
- 11. **(A) EDGAR PICKETT** (295), LB, Clemson
- 11. **(B) LAWRENCE THOMPSON** (308), WR, Miami (Fla.), Choice from LA Raiders.
- 12. **MIKE A. JONES** (321), RB, No. Carolina A&T

1985 (Drafted Alternately 2nd, 3rd)

- 1. **(A) NO CHOICE**, traded to Atlanta for 1st and 3rd choice in 1985.
- 1. **(B) CHRIS DOLEMAN** (4), LB, Pittsburg, Choice from Atlanta.
- 2. **ISSACH HOLT** (30), CB, Alcorn St.
- 3. **(A) KIRK LOWDERMILK** (59), C, Ohio St.
- 3. **(B) TIM MEAMBER** (60), LB, Washington, Choice from Atlanta.
- 3. **(C) TIM LONG** (66), T, Memphis State, Choice from San Diego for John Turner.
- 4. **(A) GEORGE "Buster" RHYMES** (85), WR, Oklahoma
- 4. **(B) KYLE MORRELL** (106), S, BYU, Choice from LA Rams for Steve Dilts.
- 5. **MARK MACDONALD** (115), G, Boston Coll.
- 6. **(A) STEVE BONO** (142), QB, UCLA
- 6. **(B) TIM NEWTON** (164), NT, Florida, Choice from L.A. Raiders for Brad Van Pelt.
- 7. **NO CHOICE**, traded to Green Bay for Jan Stenerud.
- 8. **NIKITA BLAIR** (198), LB, Texas El Paso
- 9. **JAME COVINGTON** (227), RB, Syracuse
- 10. **IUAN JOHNSON** (254), WR, Langston
- 11. **TIM WILLIAMS** (283), RB, North Carolina A&T
- 12. **BYRON JONES** (310), DT, Tulsa

1986 (Drafted Alternately 9th, 8th, 7th, 11th, 10th)

- 1. **(A) GERALD ROBINSON** (14), DE, Auburn, Choice from San Diego.
- 1. **(B) NO CHOICE**, traded to San Diego for San Diego's 1st and 3rd choice in 1986.
- 2. **(A) NO CHOICE**, traded to N.Y. Giants for Gary Zimmerman.

- (B) NO CHOICE, traded to Miami for Anthony Carter.
- (C) Choice from L.A. Raiders for Brad Van Pelt traded to NY Giants for Gary Zimmerman.
- NO CHOICE, traded to San Diego.
- JOE PHILLIPS** (93), DT, SMU
- HASSAN JONES** (120), WR, Florida St.
- THOMAS ROOKS** (147), RB, Illinois
- CARL HILTON** (179), TE, Houston
- GARY SCHIPPANG** (206), T, West Chester St.
- MIKE SLATON** (232), DB, South Dakota
- JOE CORMIER** (253), TE/WR, USC
- JOHN ARMSTRONG** (286), WR, Richmond
- JESSE SOLOMON** (318), LB, Florida St.

1987 (Drafted 16th)

- (A) **J. DÖZIER** (14), RB, Penn State. Choice from Miami for 1st and 5th choices in 1987.
- (B) NO CHOICE, traded to Miami.
- RAY BERRY** (44), LB, Baylor
- HENRY THOMAS** (72), NT, LSU
- REGGIE RUTLAND** (100), S, Georgia Tech
- NO CHOICE, traded to Miami.
- GREG RICHARDSON** (156), WR/KR, Alabama
- NO CHOICE, traded to Seattle for John Harris.
- RIK FENNEY** (211), RB, Washington
- LEONARD JONES** (239), S, Texas Tech
- ROBERT RILEY** (267), T, Indiana
- BRENT PEASE** (325), QB, Montana
- KEITH WILLIAMS** (333), DT, Florida

1988 (Drafted Alternately 19th, 15th, 16th, 17th, 18th, 13th)

- RANDALL McDANIEL** (19), G, Arizona St.
- (A) NO CHOICE, to Denver for Denver's 2nd, 4th, and 6th choices in 1988.
- BRAD EDWARDS** (54), S, South Carolina. Choice from Denver.
- AL NOGA** (71), DT, Hawaii
- (A) NO CHOICE, to New England along with 11th choice in Rich Gannon trade.
- (B) TODD KALIS** (108), G, Arizona State. Choice from Denver.
- DARRELL FULLINGTON** (124), S, Miami
- (A) NO CHOICE, traded to Miami for Greg Koch.
- (B) DERRICK WHITE** (164), CB, Oklahoma. Choice from Denver.
- BRAD BECKMAN** (183), TE, Neb.-Omaha
- JOE CAIN** (211), LB, Oregon Tech
- PAUL MCGOWAN** (237), LB, Florida State
- BRIAN HABIB** (264), DT, Washington
- NORMAN FLOYD** (296), S, South Carolina. Choice from New England for 9th rounder in 1989.
- NO CHOICE, traded to New England in Rich Gannon trade.
- NO CHOICE, traded to NY Giants.

1989 (Drafted 24th)

- NO CHOICE, traded to Pittsburgh for Mike Meriwether.
- DAVID BRAXTON** (52), LB, Wake Forest
- JOHN HUNTER** (80), T, BYU
- DARRYL INGRAM** (108), TE, California
- Exercised in 1988 Supplemental Draft for Ryan Bethea, WR, South Carolina.
- JEFF MICKEL** (163), T, E. Washington
- BENJI ROLAND** (191), NT, Auburn
- ALEX STEWART** (219), DE, Cal. State-Fullerton
- NO CHOICE, traded to New England for 11th choice in 1988.
- NO CHOICE, traded to Miami for Greg Koch.
- BRAD BAXTER** (303), RB, Alabama State
- (A) **SHAWN WOODSON** (331), LB, James Madison
- (B) **EVERETT ROSS** (335), WR/KR, Ohio State. Choice from LA Raiders for 11th choice in 1990.

1990 (Drafted Alternately 23rd, 22nd, 21st)

- NO CHOICE, traded to Dallas in Herschel Walker trade.
- NO CHOICE, traded to Dallas in Herschel Walker trade.
- (A) **MIKE JONES** (54), TE, Texas A&M. Choice from Dallas in Herschel Walker trade.
- (B) **MARION HOBBY** (74), DE, Tennessee
- ALONZO HAMPTON** (104), CB, Pittsburgh
- (A) **REGGIE THORNTON** (116), WR, Bowling Green. Choice from San Diego through Dallas in Herschel Walker trade.
- (B) **CEDRIC SMITH** (131), RB Florida
- NO CHOICE, traded to Dallas in Herschel Walker trade.
- JOHN LEVELIS** (188), LB, C.W. Post
- CRAIG SCHLICHTING** (214), DE, Wyoming
- TERRY ALLEN** (241), RB, Clemson
- (A) **PAT NEWMAN** (249), WR, Utah St.. Choice from Dallas in Herschel Walker trade.
- (B) **DONALD SMITH** (271), CB, Liberty
- NO CHOICE, traded to LA Raiders for 12th choice in 1989.
- RON GOETZ** (324), LB, Minnesota

1991 (Drafted Alternately 12th, 11th, 10th, 9th, 8th, 7th)

- NO CHOICE, traded to Dallas in Herschel Walker

- trade.
- NO CHOICE, traded to Dallas in Herschel Walker trade.
- (A) **CARLOS JENKINS** (65), LB, Michigan St.
- (B) **JAKE REED** (68), WR, Grambling. Choice from Dallas in Herschel Walker trade.
- RANDY BALDWIN** (92), RB, Mississippi
- CHRIS THOME** (119), C/G, Minnesota
- NO CHOICE, traded to L.A. Raiders.
- TODD SCOTT** (163), S, SW Louisiana. Choice from LA Raiders.
- (A) **SCOTT BEACAN** (179), DT, Humboldt
- (B) **TRIPP WELBORNE** (180), S, Michigan. Choice from LA Raiders.
- REGGIE JOHNSON** (206), DE, Arizona
- GERALD HUDSON** (232), RB, Oklahoma St.
- BRAD PIERCE** (259), T, Wisconsin
- IVAN CAESAR** (286), LB, Boston College
- DARREN HUGHES** (313), WR, Carson-Newman

1992 (Drafted Alternately 13th, 12th, 15th, 14th)

- NO CHOICE, to Dallas in Herschel Walker trade.
- ROBERT HARRIS** (39), DE, Southern. Choice from Seattle in Keith Millard trade.
- NO CHOICE, to Dallas in Herschel Walker trade.
- NO CHOICE, to Dallas in Herschel Walker trade.
- ROY BARKER** (98), DT, North Carolina
- ED MARKEL** (125), LB, Clemson
- MIKE GADDIS** (152), RB, Oklahoma
- DAVE WILSON** (183), S, California
- LUKE FISHER** (210), TE, East Carolina
- (A) **BRAD JOHNSON** (227), QB, Florida St.. Choice from Tampa Bay in Jimmy Williams trade.
- (B) **RONNIE WEST** (229), WR, Pittsburgh St.
- BRAD CULPEPPER** (264), DT, Florida
- CHARLES EVANS** (295), RB, Clark
- JOE RANDOLPH** (322), WR, Elon

1993 (Drafted Alternately 21st, 24th, 23rd, 22nd, 21st, 20th)

- ROBERT SMITH** (21), RB, Ohio St.
- QADRY ISMAIL** (52), WR, Syracuse
- (A) **JOHN GERAK** (57), G, Penn St.. Choice from Seattle in Keith Millard trade.
- (B) **GILBERT BROWN** (79), DT, Kansas
- ASHLEY SHEPPARD** (106), LB, Clemson
- EVERETT LINDSAY** (133), T, Mississippi
- NO CHOICE, traded to Washington for George Hinkle and Joe Johnson.
- GINO TORRETTA** (192), QB, Miami
- NO CHOICE, traded to San Francisco for Keith Henderson.

1994 (Drafted Alternately 19th, 18th, 17th, 16th, 20th)

- (A) **DEWAYNE WASHINGTON** (18), CB, North Carolina St. Choice from Denver in Gary Zimmerman trade.
- (B) **TODD STEUSIE** (19), T, California
- DAVID PALMER** (40), WR/RB, Alabama. Choice from Atlanta in Chris Dooleman trade.
- (B) NO CHOICE. Compensation choice to Atlanta in Chris Dooleman trade.
- (C) NO CHOICE. To LA Raiders for 2nd and 4th choices in 1994.
- (D) **FERNANDO SMITH** (55), DE, Jackson St. Choice from L.A. Raiders in exchange of draft picks.
- NO CHOICE. To Pittsburgh in Adrian Cooper trade.
- (A) NO CHOICE. To Houston in Warren Moon trade.
- (B) **MIKE WELLS** (125), DT, Iowa. Choice from LA Raiders in exchange of draft picks.
- (A) **SHELLY HAMMONDS** (134), CB, Penn State. Choice from Washington in Rich Gannon trade.
- (B) NO CHOICE. To Kansas City in Barry Word trade.
- (A) **ANDREW JORDAN** (179), TE, Western Carolina. Choice from Denver in Gary Zimmerman trade.
- (B) NO CHOICE. To Pittsburgh in Adrian Cooper trade.
- PETE BERCICH** (211), LB, Notre Dame

1995 (Drafted Alternately 24th, 23rd, 25th)

- (A) **DERRICK ALEXANDER** (11), DE, Florida State. Choice from Denver through Atlanta in Chris Dooleman trade.
- (B) **KOREY STRINGER** (24), T, Ohio State
- (A) **ORLANDO THOMAS** (42), S, SW Louisiana. Choice from Denver in Gary Zimmerman trade.
- (B) **KOREY FULLER** (55), CB, Florida State
- NO CHOICE. To Houston in Warren Moon trade.
- (A) **CHAD MAY** (121), QB, Kansas St. Choice from Denver for 4th and 6th choices in 1995.
- (B) NO CHOICE, traded to Denver.
- JAMES STEWART** (157), RB, Miami
- (A) NO CHOICE, traded to Denver.
- (B) **JOHN SOLOMON** (196), LB, Sam Houston State. Choice from NY Giants in Vencie Glenn trade.
- (A) **JOSE WHITE** (232), DT, Howard
- (B) **JASON FISK** (243), DT, Stanford. Compensatory Selection.

1996 (Drafted Alternately 16th, 15th, 14th, 17th)

- DUANE CLEMONS** (16), LB, California
- JAMES MANLEY** (45), DT, Vanderbilt
- MOE WILLIAMS** (75), RB, Kentucky
- (A) **HUNTER GOODWIN** (97), TE, Texas A&M. Choice from Arizona in exchange of draft picks.
- (B) NO CHOICE. Traded to Arizona in exchange of draft picks.
- (A) **SEAN BOVD** (137), S, North Carolina. Choice from NY Giants in Vencie Glenn trade.
- (B) NO CHOICE. Traded to Arizona in exchange of draft picks.
- NO CHOICE. Traded to NY Giants in Vencie Glenn trade.
- JON MERRILL** (223), OL, Duke.

1997 (Drafted Alternately 20th, 19th, 18th, 17th, 21st)

- DWAYNE RUDD** (20), LB, Alabama
- TORRIAN GRAY** (49), S, Virginia Tech
- STALIN COLINET** (78), DE, Boston College
- ANTONIO BANKS** (113), CB, Virginia Tech
- TOMY WILLIAMS** (151), DT, Memphis
- ROBERT TATE** (183), WR, Cincinnati
- (A) **ARTIE ULMER** (220), LB, Valdosta St.
- (B) **MATTHEW HATCHETTE** (235), WR, Langston. Compensatory Selection.

1998 (Drafted Alternately 21st, 20th, 19th, 18th, 21st)

- RANDY MOSS** (21), WR, Marshall
- KALEE WONG** (51), LB, Stanford
- RIVAS McDONALD** (80), DB, New Mexico
- KIVUSAMA MAYS** (110), LB, North Carolina
- KERRY COOKS** (144), SS, Iowa
- MATT BIRK** (173), OT, Harvard
- (A) **CHESTER BURNETT** (208), LB, Arizona
- (B) **TONY DARDEN** (225), CB, Texas Tech. Compensatory Selection.

1999 (Drafted 29th)

- (A) **DAUNTE CULPEPPER** (11), QB, Central Florida. Choice from Washington in Brad Johnson trade.
- (B) **DIMITRIJS UNDERWOOD** (29), DE, Michigan St.
- (A) **JIM KLEINSASER** (44), TE, North Dakota. Choice from Pittsburgh in exchange of draft picks.
- (B) NO CHOICE. Traded to Pittsburgh in exchange of draft picks.
- (A) NO CHOICE. Traded to Pittsburgh in exchange of draft picks.
- (B) NO CHOICE. Traded to New England for Jimmy Hinesback in 1999.
- (A) **KENNY WRIGHT** (120), DB, Northwestern St. Choice from Miami for Hunter Goodwin.
- (B) **JAY HUMPHREY** (125), T, Texas
- (A) NO CHOICE. Traded to Pittsburgh.
- (B) **CHRIS JONES** (169), LB, Clemson. Compensatory Selection.
- (A) **TALANCE SAWYER** (185), DL, UNLV. Choice from Tampa Bay through Baltimore for Everett Lindsay.
- (B) **NOEL DALTON** (199), LB, Hampton
- NOEL SCARLETT** (236), DL, Langston

2000 (Drafted 26th)

- CHRIS HOVAN** (26), DT, Boston College
- (A) **FRED ROBBINS** (55), DT, Wake Forest. Choice from Washington in Brad Johnson trade.
- (B) **MICHAEL BOIREAU** (56), DE, Miami (Fla.)
- DOUG CHAPMAN** (88), RB, Marshall
- (A) **ANTONIO WILLSON** (106), LB, Texas A&M-Commerce. Choice from Baltimore for Everett Lindsay.
- (B) **TYRONE CARTER** (118), DB, Minnesota
- (A) NO CHOICE. Traded to Washington in Brad Johnson trade.
- (B) **TROY WALTERS** (165), WR, Stanford
- NO CHOICE. Traded to Baltimore for Everett Lindsay.
- (A) NO CHOICE. Traded to Cleveland with Stalin Colinet for Jerry Ball in 1999. Compensatory Selection.
- (B) **MIKE MALLO** (240), C, San Diego St.
- (C) **GILES COLE** (244), TE, Texas A&M-Kingsville. Compensatory Selection.
- (D) **LEWIS KELLY** (248), OL, South Carolina St. Compensatory Selection.

2001 (Drafted 27th)

- MICHAEL BENNETT** (27), RB, Wisconsin
- WILLIE HOWARD** (57), DT, Stanford
- (A) **ERIC KELLY** (69), CB, Kentucky. Choice from New England in exchange of draft picks.
- (B) NO CHOICE. Traded to New England in exchange of draft picks.
- (A) NO CHOICE. Traded to New England in exchange of draft picks.
- (B) **SHAWN WORTHEN** (130), DT, TCU.
- (C) **EDWARD JAMES** (131), WR, TCU.
- PATRICK CHUKWURAH** (157), LB, Wyoming
- CAREY SCOTT** (189), CB, Kentucky State
- BRIAN CRAWFORD** (225), T, Western Oregon

2002 (Drafted 7th)

1. **BRYANT MCKINNIEN** (7), T, Miami (Fla.)
2. **RADNALL SMITH** (38), LB, Washington St.
3. **WILLIE OFFORD** (70), DB, South Carolina
4. **(A) BRIAN WILLIAMS** (105), DB, North Carolina State
4. **(B) ED TA'AMU** (132), G, Utah
5. **NO CHOICE.** Traded to Cleveland for Travis Prentice and Spergon Wynn.
6. **NICK ROGERS** (177), LB, Georgia Tech
7. **CHAD BEASLEY** (218), DT, Virginia Tech

2003 (Drafted 7th)

1. **KEVIN WILLIAMS** (9), DT, Oklahoma State
2. **E. HENDERSON** (40), LB, Maryland
3. **NATE BURLESON** (71), WR, Nevada-Reno
4. **ANTERIO SMITH** (105), RB, Green Bay
5. **NO CHOICE.** Traded to Cleveland for Everett Lindsay and Stalin Colinet.
6. **(A) EDDIE JOHNSON** (180), P, Idaho State
6. **(B) MICHAEL NATTIEL** (190), LB, Florida. Choice from New Orleans for Todd Bouman.
7. **KEENAN HOWRY** (221), WR, Oregon

2004 (Drafted 19th)

1. **(A) NO CHOICE.** Traded to Miami in exchange of draft picks.
1. **(B) KENCHEI UDEZE** (20), DE, USC. Choice from Miami in exchange of draft picks.
2. **(A) DONTARRIOUS THOMAS** (48), LB, Auburn. Choice from New Orleans.
2. **(B) NO CHOICE.** Traded to New Orleans for 2a
3. **(A) NO CHOICE.** To Baltimore for 2a.
3. **DARRION SCOTT** (88), DE, Ohio State. Choice obtained from Baltimore.
4. **(A) NAT DORSEY** (115), T, Georgia Tech
4. **(B) MEWELDE MOORE** (119), RB, Tulane. Choice obtained from Miami in exchange of draft picks.
5. **ROD DAVIS** (155), LB, Southern Mississippi. Choice obtained from Baltimore.
6. **DEANDRE EILAND** (184), DB, South Carolina
7. **JEFF DUGAN** (220), TE, Maryland

2005 (Drafted 18th)

1. **(A) TROY WILLIAMSON** (7), WR, South Carolina. Choice from Oakland in Randy Moss trade.
1. **(B) ERASMUS JAMES** (18), DE, Wisconsin
2. **MARCUS JOHNSON** (43), G, Mississippi
3. **DUSTIN FOX** (80), S, Ohio State
4. **(A) PATRICK PASON** (112), RB, Florida. Choice from Washington in exchange of picks.
4. **(B) NO CHOICE.** To Washington for 4a.
5. **NO CHOICE.** Traded to Washington in exchange of draft picks.
6. **C.J. MOSLEY** (191), DT, Missouri
7. **(A) ADRIAN WARD** (219), CB, Texas-El Paso. Choice from Oakland in Randy Moss trade.
7. **(B) NO CHOICE.** Traded to NY Jets in Sam Cowart trade.

2006 (Drafted 7th)

1. **CHAD GREENWAY** (17), LB, Iowa
2. **(A) CEDRIC CRIFFIN** (48), CB, Texas
2. **(B) RYAN COOK** (51), C, New Mexico. Choice from Miami in Dante Culpepper trade.
3. **(C) TARVARIS JACKSON** (64), QB, Alabama State. Choice from Pittsburgh in exchange of picks.
3. **(A) NO CHOICE.** Compensatory selection traded to Pittsburgh in exchange of picks.
3. **(B) NO CHOICE.** Traded to Pittsburgh in exchange of picks.
4. **(A) Traded** to Philadelphia for 4b and G Artis Hicks
4. **(B) RAY EDWARDS** (127), DE, Purdue. Choice from Philadelphia in exchange of draft picks.
5. **GREG BLUE** (149), S, Georgia
6. **NO CHOICE.** Traded to Philadelphia for Artis Hicks.
7. **NO CHOICE.** Traded to San Diego for G Toniou Fonoti.

2007 (Drafted 7th)

1. **ADRIAN PETERSON** (7), RB, Oklahoma
1. **(A) NO CHOICE.** Pick to Atlanta for 2b and Denver Broncos 4c.
2. **(B) SIDNEY RICE** (44), WR, South Carolina. Choice from Atlanta in exchange of draft picks.
3. **MARCUS MCCAULEY** (72), CB, Fresno State.
4. **(A) BRIAN ROBISON** (102), DE, Texas. Choice from Tampa Bay in exchange of draft picks.
4. **(B) NO CHOICE.** Traded to Tampa Bay for 4a.
4. **(C) NO CHOICE.** Pick from Denver traded back to Denver for 3 choices in 2008.
5. **ANDRAE ALLISON** (146), WR, East Carolina.
6. **(A) RUFUS ALEXANDER** (176), LB, Oklahoma. Choice from Denver in exchange of draft picks.
6. **(B) NO CHOICE.** Traded to Tampa Bay for 4a.
6. **(C) TYLER THIGPEN** (217), QB, Coastal Carolina.
7. **CHANDLER WILLIAMS** (233), WR, Florida International. Choice from Denver in exchange of picks.

2008 (Drafted 17th)

1. **NO CHOICE.** Traded to Kansas City for DE Jared Allen.
2. **(A) TYRELL JOHNSON** (43), S, Arkansas State. Choice from Carolina in exchange of draft picks.
2. **(B) NO CHOICE.** Traded to Philadelphia for 2a, 5c.
3. **(A) NO CHOICE.** Traded to Kansas City for DE Jared Allen.
3. **(B) NO CHOICE.** Traded to Kansas City for DE Jared Allen.
4. **NO CHOICE.** Traded to Philadelphia in exchange of draft picks.
5. **(A) JOHN DAVID BOOTY** (137), QB, USC. Choice from Green Bay in exchange of draft picks.
5. **(B) NO CHOICE.** Traded to Green Bay for 5a.
5. **(C) LETROY GUION** (152), DT, Florida State. Choice from Philadelphia in exchange of draft picks.
6. **(A) NO CHOICE.** Traded to Kansas City for Jared Allen and 6b.
6. **(B) JOHN SULLIVAN** (187), C, Notre Dame. Choice from Kansas City in exchange of draft picks.
6. **(C) JAYMAR JOHNSON** (193), WR, Jackson State. Choice from Jacksonville in Troy Williamson trade.
7. **Pick from St. Louis** traded to Green Bay in exchange of draft picks.
7. **(B) NO CHOICE.** Traded to N.Y. Jets in Brooks Bollinger trade.

2009 (Drafted 22nd)

1. **PERCY HARVIN** (22), WR, Florida.
2. **PHIL LADWOLD** (54), T, Oklahoma.
3. **ASHER ALLEN** (86), CB, Georgia.
4. **NO CHOICE.** Traded to Houston for QB Sage Rosenfels.
5. **(A) JASPER BRINKLEY** (150), LB, South Carolina. Choice from Washington.
5. **(B) NO CHOICE.** Traded to Washington for 5a.
6. **NO CHOICE.** Pick from Washington traded to Philadelphia for Kelly Holcomb.
7. **(A) Choice from Washington** for Erasmus James traded back for 5a.
7. **(B) JAMARCA SANFORD** (231), S, Mississippi.

2010 (Drafted 30th)

1. **NO CHOICE.** Traded to Detroit in exchange of draft picks.
2. **(A) CHRIS COOK** (34), CB, Virginia. Choice from Detroit in exchange of picks.
2. **(B) TOBY CERHART** (51), RB, Stanford. Choice from Houston in exchange of picks.
3. **NO CHOICE.** Traded to Houston for 2B.
4. **(A) EVERSON GRIFFEN** (100), DE, USC. Choice from Detroit in exchange of picks.
4. **(B) NO CHOICE.** Traded to Detroit in exchange of draft picks.
5. **(A) CHRIS DEGEARE** (161), T, Wake Forest
5. **(B) NATE TRIPLETT** (167), LB, Minnesota. Compensatory Selection.
6. **(A) DE WEBB** (199), QB, UAB.
6. **(B) MICKEY SHULER** (214), TE, Penn State. Choice from Cleveland through Detroit trade for draft picks.
7. **(B) RYAN D'IMPERIO** (237), LB, Rutgers.

2011 (Drafted Alternately 12th, 11th, 9th, 8th, 7th, 13th)

1. **CHRISTIAN PONDER** (12), QB, Florida State
2. **KYLE RUDOLPH** (43), TE, Notre Dame
3. **NO CHOICE.** Traded to New England for Randy Moss.
4. **CHRISTIAN BALLARD** (106), DT, Iowa
5. **(A) BRANDON BURTON** (133), CB, Utah
5. **(B) NO CHOICE.** Traded to Cleveland for 6a and 6b.
6. **(A) DEMARCUS LOVE** (168), OT, Arkansas. Choice from Cleveland in exchange of picks.
6. **(B) MISTRAL RAYMOND** (170), S, South Florida. Choice from Cleveland in exchange of picks.
6. **(C) BRANDON FUSCO** (172), C, Slippery Rock
6. **(D) ROSS HOMAN** (200), LB, Ohio State. Compensatory Selection.
7. **(A) DAUNDRÉ REED** (215), DE, Arizona.
7. **(B) STEPHEN BURTON** (236), WR, West Texas A&M. Compensatory Selection.

2012 (Drafted 3rd)

1. **NO CHOICE.** Traded to Cleveland in exchange of draft picks.
1. **(B) MATT KALIL** (4), T, USC. Choice from Cleveland for 1A.
1. **(C) HARRISON SMITH** (29), S, Notre Dame. Choice from Baltimore for 2 and 4A.
2. **NO CHOICE.** Traded to Baltimore for 1C.
3. **JOSH ROBINSON** (66), CB, Central Florida
4. **NO CHOICE.** Traded to Baltimore for 1C.
4. **(B) JARIUS WRIGHT** (118), WR, Arkansas. Choice from Cleveland for 1A.
4. **(C) RHETT ELLISON** (128), TE, USC. Compensatory Selection.
4. **(D) GREG CHILDS** (134), WR, Arkansas. Compensatory Selection.
5. **NO CHOICE.** Traded to Detroit for 7C and 4th in '13
5. **(B) ROBERT BLANTON** (139), DB, Notre Dame.

- Choice from Cleveland for 1A.
6. **(A) NO CHOICE.** Traded to Washington for D. McNabb
 6. **(B) BLAIR WALSH** (175), K, Georgia. Choice from Cleveland in the Jayme Mitchell trade.
 6. **(C) AUDIE COLE** (210), LB, NC State.
 7. **(B) NO CHOICE.** Traded to Tennessee for 7th in '13. Choice from Cleveland for 1A.
 7. **(C) TREVOR GUYTON** (219), DL, California. Choice from Detroit for 5A.
 7. **(D) NO CHOICE.** Traded to Detroit for 5A and 4th in '13. Choice from New England in the Randy Moss trade.

2013 (Drafted 23rd)

1. **(A) SHARRIF FLOYD** (23), DT, Florida.
1. **(B) XAVIER RHODES** (25), CB, Florida State. Choice from Seattle for Percy Harvin.
1. **(C) CORDARRELLE PATTERSON** (29), WR, Tennessee. Choice from New England for 2, 3, 4a, 7c.
2. **NO CHOICE.** Traded to New England for 1C.
3. **(A) NO CHOICE.** Traded to New England for 1C.
3. **(B) NO CHOICE.** Traded to New England for 1C.
4. **(B) GERALD HODGES** (120), LB, Penn State.
5. **JEFF LOCKE** (155), P, UCLA.
6. **(A) NO CHOICE.** Traded to Tampa Bay for 6B, 7D.
6. **(B) JEFF BACA** (196), G, UCLA. Choice from Tampa Bay for 6A.
7. **(A) MICHAEL MAUTI** (213), LB, Penn State.
7. **(B) TRAVIS BOND** (214), G, North Carolina. Choice from Seattle for Percy Harvin.
7. **(C) NO CHOICE.** Traded to New England for 1C.
7. **(D) NO CHOICE.** Traded to Tennessee for 7B in 2012.
7. **(E) EVERETT DANKINS** (229), DT, Florida State.

2014 (Drafted 8th)

1. **(A) NO CHOICE.** Traded to Cleveland for 1B and 5A.
1. **(B) ANTHONY BARR** (9), LB, UCLA. Choice from Cleveland for 1A.
2. **(C) TEDDY BRIDGEWATER** (32), QB, Louisville. Choice from Seattle for 2 and 4.
2. **NO CHOICE.** Traded to Seattle for 1C.
3. **(A) SCOTT CRICHTON** (72), DE, Oregon State.
3. **(B) JERICK MCKINNON** (96), RB, Georgia Southern. Choice from Seattle for Percy Harvin.
4. **NO CHOICE.** Traded to Seattle for 1C.
4. **(A) DAVID YANKEY** (145), G, Stanford. Choice from Cleveland for 1A.
5. **(B) NO CHOICE.** Traded to Carolina for 5C and 7C.
5. **(C) NO CHOICE.** Traded to Atlanta for 6A and 7A.
6. **(A) ANTOUNE EXUM** (182), S, Virginia Tech. Choice from Atlanta for 5C.
6. **(B) KENDALL JAMES** (184), CB, Maine
7. **(A) SHAMAR STEPHEN** (220), DT, Connecticut. Choice from Atlanta for 5C.
7. **(B) BRANDON WATTS** (223), LB, Georgia Tech.
7. **(C) JABARI PACE** (225), CB, North Carolina. Choice from Carolina for 5B.

2015 (Drafted alternately 11th, 13th, 12th)

1. **TRAE WAYNES** (11), CB, Michigan State.
1. **ERIC KENDRICKS** (45), LB, UCLA.
3. **(A) NO CHOICE.** Traded to Kansas City for 3b and 6c.
3. **(B) NO CHOICE.** Traded to Detroit for 3c and 5b.
3. **(C) DANIELLE HUNTER** (88), DE, LSU. Choice from Detroit for 3c.
4. **T.J. CLEMINGS** (110), DE, Pittsburgh.
5. **(A) NO CHOICE.** Traded to Atlanta for 5c and 6a. Choice from Buffalo via Tampa Bay for Matt Cassel trade.
5. **(B) MYCOLE PRUIETT** (143), TE, Southern Illinois. Choice from Detroit for 3b.
5. **(C) STEFON DIGGS** (146), WR, Maryland. Choice from Atlanta for 5a.
5. **(D) NO CHOICE.** Traded to Miami for Mike Wallace and 7b.
6. **(A) TYRUS THOMPSON** (185), T, Oklahoma. Choice from Atlanta for 5a.
6. **(B) NO CHOICE.** Traded to Buffalo for 5a and Matt Cassel.
6. **(C) B.J. DUBOSE** (193), DE, Louisville. Choice from Kansas City for 3a.
7. **(A) Austin Shepherd** (228), T, Alabama.
7. **(B) Edmond Robinson** (232), LB, Newberry. Choice from Miami for Mike Wallace trade.

BOLD denotes players who made the Vikings active roster at some point in their career.



PRO FOOTBALL HALL OF FAME ENSHRIINES

KICKOFF
EXECUTIVES
COACHES
STAFF
PLAYERS
ROOKIES
2014 SEASON
RECORDS
PLAYOFF RECORDS
HISTORY
EXTRA POINTS



MICK TINGELHOFF

Center...6' 2" 237 lbs...Nebraska...17 seasons: Minnesota Vikings (1962-1978)...Played in and started 240 consecutive games, never missing a start in his 17 seasons...Named All-Pro 7 consecutive years...Played in 6 straight Pro Bowls...Named to the 1,000-Yard Club in 1969, honoring the NFL's top blocker...Started at center in four Super Bowls (IV, VIII, IX, XI)...Signed with the Vikings as a rookie free agent in 1962, taking over starting duties at C in the 2nd preseason game and never relinquishing them until his retirement following the 1978 season...Born May 22, 1940 in Lexington, NE...Inducted into the Vikings Ring of Honor November 25, 2001...Inducted into the Pro Football Hall of Fame on August 8, 2015...Presented by Fran Tarkenton...Other induction class members: Jerome Bettis, Tim Brown, Charles Haley, Bill Polian, Junior Seau, Will Shields and Ron Wolf.



CRIS CARTER

Wide Receiver...6' 3" 210 lbs...Ohio State...16 seasons: Philadelphia Eagles (1987-89), Minnesota Vikings (1990-2001), Miami Dolphins (2002)...Played 234 career games, including 188 games and 177 starts as a Viking...At the time of his retirement in 2002, he ranked 2nd in NFL history with 1,101 receptions and 130 TDs...Ended career with 13,899 yards...Went to 8 consecutive Pro Bowls, 1993-2000...Named to All-Decade team for 1990s...Played on only 2 teams with losing records in his 16 NFL seasons...Holds Vikings records with 1,004 receptions, 110 TD catches and 12,383 yards...Named NFL's Walter Payton Man of the Year in 1999 and Byron Whizzer White Award winner from the NFLPA...Named to 50 greatest Vikings team in 2010...Inducted into Vikings Ring of Honor on September 14, 2003...Acquired by Vikings off waivers from Philadelphia in 1990...Born November 25, 1965 in Troy, OH...Inducted to Pro Football Hall of Fame August 3, 2013...Presented by his son, Duron Carter...Other induction class members: Larry Allen, Curley Culp, Jonathan Ogden, Bill Parcells, Dave Robinson, Warren Sapp.



CHRIS DOLEMAN

Defensive End...6' 5" 262 lbs...Pittsburgh...15 seasons: Minnesota Vikings (1985-93, '99), Atlanta Falcons (1994-95), San Francisco (1996-98)...Selected to 8 career Pro Bowls, 6 with Minnesota (1987-90, '92-93) and 1 each with Atlanta ('95) and San Francisco ('97)...Named 1st or 2nd-Team All-Pro 5 times...Named to NFL Team of the Decade for the 1990s...Ranks 4th in NFL history with 150.5 career sacks...Played on 4 defensive units that ranked #1 in the NFL-Minnesota (1988, '89, '93) and San Francisco ('97)...Started all 17 career playoff games he played in...Led NFL in 1989 with 21.0 sacks, tied for 4th-most in NFL history and ranks 2nd in Vikings history...Selected with #4 overall choice in 1985 NFL Draft...Suffered only 3 losing seasons in his 15-year career...Inducted into Vikings Ring of Honor in 2011...Inducted into the Pro Football Hall of Fame on August 4, 2012...Presented by his son, Evan Doleman...Other induction class members: Jack Butler, Demontii Dawson, Cortez Kennedy, Curtis Martin and Willie Roaf.



JOHN RANDLE

Defensive Tackle...6' 1" 283 lbs...Texas A&I...14 seasons: Minnesota Vikings (1990-2000), Seattle Seahawks (2001-03)...Started 6-straight Pro Bowls for the NFC (1993-98) and went to the Pro Bowl with the Seahawks in 2001...Named to All-Decade team for 1990s...Led or tied for the team lead 9 times in his 11 Vikings seasons and had 10+ sacks in 8 straight seasons from 1993-2000...Started 150 of the 176 games he played for the Vikings...Leads all DTs in NFL history with 137.5 career sacks...His 114.0 sacks ranks 3rd in Vikings history and most by DT...Signed with Vikings as an undrafted rookie free agent in 1990...Inducted into College Football Hall of Fame for his Texas A&I career...Born December 12, 1967, in Hearne, TX...Inducted into the Vikings Ring of Honor on November 30, 2008...Inducted into the Pro Football Hall of Fame on August 7, 2010...Presented by John Terrylinck...Other induction class members: Russ Grimm, Rickey Jackson, Dick LeBeau, Floyd Little, Jerri Rice and Emmitt Smith.



RANDALL MCDANIEL

Guard...6' 3" 287 lbs...Arizona State...14 seasons: Minnesota Vikings (1988-99), Tampa Bay Buccaneers (2000-01)...Started 12 consecutive Pro Bowls (1989-2000), setting an NFL record...Started 202 consecutive games in his career...Blocked for five 1,000-yard rushers in his career and four 3,000-yard passers...Earned spot on Pro Football Hall of Fame's Team of the Decade for the 1990s...His 190 games played as a Viking is tied for 7th in team history with offensive tackle Grady Alderman...Selected with the 19th overall pick in the 1988 NFL Draft...Born December 19, 1964, in Phoenix, AZ...Inducted into the Vikings Ring of Honor on December 17, 2006...Inducted August 8, 2009...Presented by O.K. Fulton...Other induction class members: Bob Hayes, Bruce Smith, Derrick Thomas, Ralph Wilson Jr. and Rod Woodson.



GARY ZIMMERMAN

Tackle...6' 6" 294 lbs...Oregon...14 seasons: LA Express (1984-85), Minnesota Vikings (1986-92), Denver Broncos (1993-97)...Played and started 108 games for the Vikings...Played in 184 career NFL games...Named All-Pro 8 times, including 3 with Minnesota in 1988, '89 and '92...Selected to 7 Pro Bowls, including 1987-89, '92 with the Vikings...Originally selected in the 1st round of the 1984 Supplemental Draft by NY Giants and in 1984 USFL Draft by LA Express where he spent 1984 and '85 seasons...Vikings acquired his rights via trade with NY Giants in 1986...Helped Vikings to 1987 NFC Championship game...Traded to Denver in 1993 preseason...Won Super Bowl XXXII with Denver...Named to NFL All-Decade teams for 1980s and 1990s...Born December 13, 1961, in Fullerton, CA...Inducted August 2, 2008...Presented by Pat Bowlen...Other induction class members: Fred Dean, Darrell Green, Art Monk, Emmitt Thomas, Andre Tippett.



CARL ELLER

Defensive End...6' 5" 250 lbs...Minnesota...16 seasons: Minnesota Vikings (1964-1978), Seattle Seahawks (1979)...Played in 209 and started 201 games as a Viking, joining Jim Marshall and Mick Tingelhoff as the only players in team history to start 200+ games...Played in 225 career NFL games...Named All-Pro 5 times, including 4 straight from 1968-71...Played in 6 Pro Bowls, 1968-71, 73-74...Started at left defensive end in four Super Bowls (IV, VIII, IX, XI)...Vikings won the NFC Central in 10 of his final 11 seasons with the team...Vikings career record holder with 130.0 sacks...Second in franchise history with a sack in 8 straight games (Jared Allen, 11) and is the only Viking to post 15+ sacks in a season multiple times...Selected with the 6th overall pick in the NFL Draft in 1964...Born January 25, 1942, in Winston-Salem, NC...Inducted August 8, 2004...Presented by Regis Eller...Other induction class members: Bob Brown, John Elway, Barry Sanders.




RON YARY

Tackle...6' 5" 255 lbs...Southern California...15 seasons: Minnesota Vikings (1968-1981), Los Angeles Rams (1982)...Drafted by Minnesota with the 1st overall pick in 1968...Took over the Vikings right tackle spot midway through the 1969 season and was a fixture there for the rest of his career...Was named All-Pro 6 consecutive times...Was All-NFC 8 straight seasons...Played in 7 Pro Bowls...Started at right tackle in Super Bowls IV, VII, IX, XI...Missed only 2 games in his career with injuries due to a broken ankle in 1980 but came back to play with the injury for the rest of the season...His blend of size, speed and strength was unique at the time and ushered in a new era of offensive line play...Born July 16, 1946, in Chicago, IL...Inducted into the Hall of Fame August 4, 2001...Presented by John Michels...Other induction class members: Nick Buoniconti, Marv Levy, Mike Munchak, Jackie Slater, Lynn Swann, Jack Youngblood.



PAUL KRAUSE

Safety...6' 3" 200 lbs...Iowa...16 seasons: Washington Redskins (1964-1967) and Minnesota Vikings (1968-1979)...Second-round pick by Washington Redskins, 1964...Led NFL in interceptions with 12 as a rookie and was named 1st-team All Pro...In his 1st season as a Viking he intercepted passes in 6 consecutive games...Still the all-time NFL leader in interceptions with 81...Also ranks 3rd all-time with 1,185 career yards on interception returns...His 10 interceptions in 1975 remains a club record...Played in 8 Pro Bowls...Started at safety in 4 Super Bowls (IV, VIII, IX, XI)...Voted All-NFL 4 times and All-NFC 5 times...Born February 19, 1942, in Flint, MI...Inducted into the Pro Football Hall of Fame August 1, 1998...Presented by Jerry Burns...Other induction class members: Tommy McDonald, Anthony Munoz, Mike Singletary, Dwight Stephenson.




JIM FINKS

Administrator...Tulsa...22 seasons: Minnesota Vikings (1964-1973), Chicago Bears (1974-1982), New Orleans Saints (1986-1993)...Served as Vikings general manager and vice president...Hired Bud Grant in 1967 from the CFL...Finks helped the Vikings win 5 NFC Central Division crowns...Vikings appeared in Super Bowls IV and VIII under Finks' guidance...Developed Vikings, Bears and Saints, all teams with losing records, into winners...1973 NFL Executive of the Year...Long-time member of the NFL competition committee...Played DB/QB for the Pittsburgh Steelers (1949-1955)...Born August 31, 1927, in St. Louis, MO...Died May 8, 1994...Inducted posthumously into the Hall of Fame July 29, 1995...Represented by his son, Jim Finks, Jr...Presented by Edward W. McCaskey...Other induction class members: Henry Jordan, Steve Largent, Lee Roy Selmon, Kellen Winslow.



BUD GRANT

Head Coach...Minnesota...18 seasons: Minnesota Vikings (1967-1983, 1985)...NFL regular season coaching record 158-96-5...Had 10-12 mark in postseason play...Led Vikings to 11 NFC/NFL divisional championships, claiming titles in 1968-71, 1973-78, 1980...Led team to 1969 NFL title...National Football Conference Champions 1973, 1974, 1976...His Vikings teams played in Super Bowls IV, VIII, IX, XI...First person to be elected to both the Pro Football Hall of Fame and the Canadian Football League Hall of Fame (May 13, 1983)...In 28 seasons as a head coach, won a total of 290 football games...1969 NFL Coach of the Year...Came to the Vikings after a 10-year tenure (102-56-2) with the Winnipeg Blue Bombers in the Canadian Football League...Led Blue Bombers to 6 Western Conference championships...Grant brought the Bombers to 6 Grey Cups, winning the CFL Championship 4 times 1958, 1959, 1961 and 1962...Played 6 years of professional football, 2 with Philadelphia Eagles (1951-52) and 4 with the Winnipeg Blue Bombers (1953-1956)...Holds pro football record for most interceptions in a game with 5 vs. Saskatchewan (10/28/53)...Played 2 seasons with the NBA's Minneapolis Lakers (1949-1951) and won the 1949-50 NBA Championship with a 51-17 record...At an unveiling ceremony on December 1, 2014, the Vikings and the city of Minneapolis honored former Grant with a street named in his honor outside of the new Minnesota Stadium...Born May 20, 1927, in Superior, WI...Inducted into the Pro Football Hall of Fame July 30, 1994...Presented by Sid Hartman...Other induction class members: Tony Dorsett, Jimmy Johnson, Leroy Kelly, Jackie Smith, Randy White.



ALAN PAGE

Defensive Tackle...6' 4" 225 lbs...Notre Dame...15 seasons: Minnesota Vikings (1967-1978), Chicago Bears (1978-1981)...Consensus All-America, 1966...First-round pick, 1967...Played in 236 straight games, including 4 Super Bowls (IV, VIII, IX, XI)...Named NFL Most Valuable Player 1971...Four-time NFC Defensive Player of the Year...All NFL/NFC 9 years...Played in 9 Pro Bowls...Career marks: 23 opponent fumble recoveries...Blocked 28 kicks...Recorded 148.5 sacks...Currently serves on the Minnesota Supreme Court...Remains active in the Twin Cities community through the Page Education Foundation...Born August 7, 1945, in Canton, OH...Inducted into the Hall of Fame July 30, 1988...Presented by Minneapolis public schools principal Willarene Beasley...Other HOF induction class members: Fred Biletnikoff, Mike Ditka, Jack Ham.



FRAN TARKENTON

Quarterback...6' 0" 185 lbs...Georgia...18 seasons: Minnesota Vikings (1961-66, 1972-78) New York Giants (1967-1971)...Third-round pick, 1961...An instant star with 4 TD passes coming off the bench to beat the Bears 37-13 in the 1st game in franchise history vs. Chicago (9/17/61)...Dealt to New York Giants in 1967 and back to the Vikings in 1972 in stunning trades...At retirement, led lifetime NFL passers in attempts (6,467), completions (3,686), passing yards (47,003), TD passes (342)...1975 NFL Most Valuable Player...Rushed for 3,674 yards, 32 touchdowns...Led Vikings to 3 Super Bowls (VIII, IX, XI)...A 4-time All-NFL selection...Played in 9 Pro Bowls...Born February 3, 1940, in Richmond, VA...Inducted into Hall of Fame August 2, 1986...Presented by Max Winter...Other induction class members: Paul Hornung, Ken Houston, Willie Lanier, Doak Walker.

OTHERS WHO PLAYED OR COACHED FOR THE VIKINGS IN THE HALL OF FAME

Player, Position, w/Vikings

Hugh McElhenny, Halfback, 1961-62
Norm Van Brocklin, Head Coach, 1961-66
Jim Langer, Center, 1980-81
Jan Stenerud, Kicker, 1984-85
Dave Casper, Tight End, 1983
Warren Moon, Quarterback, 1994-96
Emmitt Thomas, Defensive Coordinator, 2000-2001
Mike Singletary, LB Coach, Special Assistant to the Head Coach, 2011-13

Inducted

1970
1971
1987
1987
1991
2002
2006
2008
1998



MINNESOTA VIKINGS RING OF HONOR

The Ring of Honor recognizes Vikings legends for their contributions to the success of the team on and off the field. Members of the Ring of Honor forever live in Vikings lore.



FRAN TARKENTON

Quarterback...6' 0" 185 lbs...Georgia...18 seasons: Minnesota Vikings (1961-66, 1972-78) New York Giants (1967-1971)...Third-round pick, 1961...An instant star with 4 TD passes coming off the bench to beat the Bears 37-13 in the 1st game in franchise history vs. Chicago (9/17/61)...Dealt to New York Giants in 1967 and back to the Vikings in 1972 in stunning trades...At retirement, led lifetime NFL passes in attempts (6,467), completions (3,686), passing yards (47,003), TD passes (342)...1975 NFL Most Valuable Player...Rushed for 3,674 yards, 32 touchdowns...Led Vikings to 3 Super Bowls (VIII, IX, XI)...A 4-time All-NFL selection...Played in 9 Pro Bowls...Born February 3, 1940, in Richmond, VA...Inducted into the Vikings Ring of Honor on September 9, 1998.



ALAN PAGE

Defensive Tackle...6' 4" 225 lbs...Notre Dame...15 seasons: Minnesota Vikings (1967-1978), Chicago Bears (1978-1981)...First-round pick, 1967, 15th overall player selected...Played in 236 straight games, including 4 Super Bowls (IV, VIII, IX, XI)...Named NFL Most Valuable Player by Associated Press in 1971, the 1st defensive player to ever win the award and joins only Fran Tarkenton and Randall Cunningham as the only Vikings to earn the honor...A 4-time NFC Defensive Player of the Year...All NFL/NFC 9 years...Played in nine Pro Bowls...Career marks: 23 opponent fumble recoveries...Blocked 28 kicks...Recorded 148.5 sacks...Ranks 4th in Vikings history and leads all defensive linemen with 1,120 career tackles...Currently serves on the Minnesota Supreme Court...Active in the Twin Cities community through the Page Education Foundation...Born August 7, 1945, in Canton, OH...Inducted into the Vikings Ring of Honor on September 20, 1998.



JIM FINKS

Administrator...Tulsa...22 seasons: Minnesota Vikings (1964-1973), Chicago Bears (1974-1982), New Orleans Saints (1986-1993)...Served as Vikings general manager and vice-president...Hired Bud Grant in 1967 from the CFL...Finks helped the Vikings win 5 NFC Central Division crowns...Vikings appeared in Super Bowls IV and VIII under Finks guidance...Developed Vikings, Bears and Saints, all teams with losing records, into winners...1973 NFL Executive of the Year...Long time member of the NFL competition committee...Played DB/QB for the Pittsburgh Steelers (1949-1955)...Born August 31, 1927, in St. Louis, MO...Died May 8, 1994...Inducted Vikings Ring of Honor on October 18, 1998.



BUD GRANT

Head Coach...Minnesota...18 seasons: Minnesota Vikings (1967-1983, 1985)...NFL regular season coaching record 158-96-5...Had 10-12 mark in post-season play...Led Vikings to 11 divisional championships in 1968-71, 1973-78, 1980...Led team to 1969 NFL Title...National Football Conference Champions 1973, 1974, 1976...His Vikings teams played in Super Bowls IV, VIII, IX, XI...First person to be elected to both the Pro Football Hall of Fame and the Canadian Football League Hall of Fame (May 13, 1983)...In 28 seasons as a head coach, won a total of 290 football games...1969 NFL Coach of the Year...Came to the Vikings after 10-year tenure (102-56-2) with the Winnipeg Blue Bombers of the CFL...At an unveiling ceremony on December 1, 2014, the Vikings and the city of Minneapolis honored former Grant with a street named in his honor outside of the new Minnesota Stadium...Played 2 seasons for NBA's Minneapolis Lakers...Born May 20, 1927, in Superior, WI...Inducted into the Vikings Ring of Honor on November 8, 1998.



PAUL KRAUSE

Safety...6' 3" 200 lbs...Iowa...16 seasons: Washington Redskins (1964-1967) and Minnesota Vikings (1968-1979)...Second-round pick Redskins, 1964...Led NFL in interceptions with 12 as a rookie and was named 1st-team All Pro...In his first season as a Viking he intercepted passes in 6 consecutive games...Still the all-time NFL leader in interceptions with 81...Also ranks 3rd all-time with 1,185 career yards on interception returns...His 10 interceptions in 1975 remains a club record...Played in 8 Pro Bowls...Started at safety in 4 Super Bowls (IV, VIII, IX, XI)...Voted All-NFL 4 times and All-NFC 5 times...Born February 19, 1942, in Flint, MI...Inducted into the Vikings Ring of Honor on November 15, 1998.



FRED ZAMBERLETTI

Athletic Trainer...Iowa...43 seasons: Minnesota Vikings (1961-2003)...The first athletic trainer the Vikings had and continues working with the team as a consultant and team historian...Had never missed a Vikings pre-season, regular season, post-season or all-star game until 12/24/11 at Washington, 1,049 consecutive games...Attended his 1,000th Vikings game at Pittsburgh (10/25/09)...Did not miss a day of work in 43 seasons as the trainer with the team...Has won numerous awards in his field, including being named the Professional Athletic Trainer of the Year in 1986 and in 1996 the Vikings staff was honored as the NFL Athletic Training Staff of the Year...Born May 28, 1932 in Melcher, IA...Inducted into the Vikings Ring of Honor on December 20, 1998.



JIM MARSHALL

Defensive End...6' 4" 248 lbs...Ohio State...20 seasons: Cleveland Browns (1960) and Minnesota Vikings (1961-1979)...Held NFL record for many years until broken by Brett Favre with 282 consecutive games played and started, 270 of those coming with the Vikings...Ranks 2nd in Vikings history with 127 sacks...Played in 2 Pro Bowls, following the 1968 and '69 seasons...Led or tied for team lead in sacks in each of the Vikings first 6 seasons (1961-66)...Holds NFL and Vikings record with 29 career fumble recoveries...Ranks 9th in Vikings history with 988 career tackles, ranking behind only Alan Page among defensive linemen...Joined fellow linemen Carl Eller, Gary Larsen and Alan Page to form the vaunted Purple People Eaters, one of the top defensive units of their era in the NFL...Started at DE in 4 Super Bowls (IV, VIII, IX, XI)...Originally a 4th-round draft pick by Cleveland in 1960...Born December 30, 1937 in Danville, KY...Inducted into the Vikings Ring of Honor on November 28, 1999.



RON YARY

Tackle...6' 5" 255 lbs...Southern California...15 seasons: Minnesota Vikings (1968-1981), Los Angeles Rams (1982)...Drafted by Minnesota with the 1st overall pick in 1968...The first OL to be drafted #1 overall in League history...Took over the Vikings RT spot midway through the 1969 season and was a fixture there for the rest of his career...Was named All-Pro 6 consecutive times...Was All-NFC 8 straight seasons...Played in 7 Pro Bowls...Started in Super Bowls IV, VII, IX, XI...Missed only 2 games in his career with injuries due to a broken ankle in 1980...His blend of size, speed and strength was unique when he entered the League and ushered in a new era of offensive line play...Born July 16, 1946, in Chicago, IL...Inducted into the Vikings Ring of Honor September 9, 2001.



KOREY STRINGER

Tackle...6' 5" 335 lbs...Ohio State...6 seasons: Minnesota Vikings (1995-2000)...Drafted by Minnesota with the 24th pick of the 1995 Draft...Took over the Vikings right tackle spot in the 2nd game of his rookie year and never relinquished the spot...Started 91 of the 93 games he played in the NFL and all 9 playoff games...Selected to the Pro Bowl following the 2000 season...Named a 2nd-Team All-Pro by College and Pro Football Newsweekly following the 1998 season...Named to the All-Rookie team by College and Pro Football Newsweekly and Football News after starting 15 of 16 games as a rookie...Born May 8, 1974, in Warren, OH...Died August 1, 2001...Inducted into the Vikings Ring of Honor November 19, 2001.



MICK TINGELHOFF

Center...6' 2" 237 lbs...Nebraska...17 seasons: Minnesota Vikings (1962-1978)...Played in and started 240 consecutive games, never missing a start in his 17 seasons...Named All-Pro 7 consecutive years...Played in 6 straight Pro Bowls...Named to the 1,000-Yard Club in 1969, honoring the NFL's top blocker...Started at center in four Super Bowls (IV, VIII, IX, XI)...Signed with the Vikings as a free agent in 1962, taking over starting duties at C in the 2nd preseason game and never relinquishing them until his retirement following the 1978 season...Inducted into the Pro Football Hall of Fame on August 8, 2015...Born May 22, 1940 in Lexington, NE...Inducted into the Vikings Ring of Honor November 25, 2001.



CARL ELLER

Defensive End...6' 5" 250 lbs...Minnesota...16 seasons: Minnesota Vikings (1964-1978), Seattle Seahawks (1979)...Played in 209 and started 201 games as a Viking, joining Jim Marshall and Mick Tingelhoff as the only players in team history to start 200+ games...Played in 225 career NFL games...Named All-Pro 5 times, including 4 straight from 1968-71...Played in 6 Pro Bowls, 1968-71, 73-74...Started at left defensive end in four Super Bowls (IV, VIII, IX, XI)...Vikings won the NFC Central in 10 of his final 11 seasons with the team...Vikings career record holder with 130.0 sacks...Holds team record with a sack in 8 straight games and is the only Viking to post 15+ sacks in a season multiple times...Selected with the 6th overall pick in the NFL Draft in 1964...Inducted to Pro Football Hall of Fame in 2004...Born January 25, 1942 in Winston-Salem, NC...Inducted into the Vikings Ring of Honor November 10, 2002.



CRIS CARTER

Wide Receiver...6' 3" 210 lbs...Ohio State...16 seasons: Philadelphia Eagles (1987-1989), Minnesota Vikings (1990-01), Miami Dolphins (2002)...Played in 188 and started 177 games as a Viking, a record among Vikings WRs...Played in 234 career NFL games...Named All-Pro 4 times...Played in 8 straight Pro Bowls, 1993-00...Caught a pass in Vikings-record 111 straight games...Holds Vikings records for catches (1,004), receiving TDs (110) and receiving yards (12,383)...Holds Vikings record with 40 career 100-yard receiving games...Named to NFL's Team of the Decade for the 1990s...Recipient of the Byron "Whizzer" White Award by the NFL Players Association and the NFL Walter Payton Man of the Year Award in 1999...Claimed by Vikings off waivers from Philadelphia in 1990...Inducted to Pro Football Hall of Fame in 2013...Selected by Philadelphia in 4th round of 1987 supplemental draft...Born November 25, 1965 in Troy, OH...Inducted into the Vikings Ring of Honor September 14, 2003.



BILL BROWN

Running Back...5' 11" 230 lbs...Illinois...14 seasons: Chicago Bears (1961), Minnesota Vikings (1962-74)...Vikings career leader in rushing attempts with 1,627...Tied with Chuck Foreman for team record with 52 career rushing TDs...Ranks 3rd in Vikings history with 5,757 career rushing yards...Ranks 3rd in team history for career combined net yards with 9,237...Selected to 4 Pro Bowls, 1964, '65, '67, '68...Played in Super Bowl IV, VIII and IX...Final game of career was Super Bowl IX vs. Pittsburgh...Led Vikings in rushing 4 times, 1964-66, '68...Led team in receiving in 1964...Tied for 3rd in team history with 8 career 100-yard games...Ranks 12th in Vikings history with 180 career games played and 111 games started...Played in most games by a Vikings RB...Drafted in 2nd-round by Chicago in 1961...Obtained by Vikings via trade in 1962...Son-in-law is former NFL MVP Rich Gannon...During playing career, spent a 6-week tour visiting troops in Vietnam...Born June 29, 1938 in Mendota, IL...Inducted into the Vikings Ring of Honor September 26, 2004.

**JERRY BURNS**

Head Coach/Offensive Coordinator...Michigan...24 seasons: Minnesota Vikings (1968-85 Offensive Coordinator, 1986-91 Head Coach)...NFL regular season coaching record 52-43...Had 3-3 mark in postseason play...Served as Vikings' Offensive Coordinator for 18 seasons (1968-85)...Led Vikings to NFC Championship in 1987, earning upset wins over New Orleans and San Francisco along the way...First coach in Vikings history to have a winning record in his first season (9-7 in '86)...As offensive coordinator, helped Vikings to 4 Super Bowl appearances and 11 Central Division titles...Was part of 15 playoff teams during his 24 seasons with Minnesota...Coached in Super Bowl I and II with the Green Bay Packers as their defensive backs coach (1966-67)...Head coach at University of Iowa from 1961-65...Played QB for Michigan on the 1950 Rose Bowl team...Born January 27, 1927, in Detroit, MI...Inducted into the Vikings Ring of Honor on November 6, 2005.

**RANDALL MCDANIEL**

Guard...6' 3" 287 lbs...Arizona State...14 seasons: Minnesota Vikings (1988-99), Tampa Bay Buccaneers (2000-01)...Started 12 consecutive Pro Bowls (1989-2000), setting an NFL record...Started 202 consecutive games in his career...Blocked for five 1,000-yard rushers in his career and four 3,000-yard passers...Earned spot on Pro Football Hall of Fame's Team of the Decade for the 1990s...His 190 games played as a Viking is tied for 7th in team history with offensive tackle Grady Alderman...Inducted to Pro Football Hall of Fame in 2009...Selected with the 19th overall pick in the 1988 NFL Draft...Born December 19, 1964, in Phoenix, AZ...Inducted into the Vikings Ring of Honor on December 17, 2006.

**CHUCK FOREMAN**

Running Back...6' 2" 210 lbs...Miami (Fla.)...8 seasons: Minnesota Vikings (1973-79), New England Patriots (1980)...Named to 5 straight Pro Bowls (1973-77)...Team's 2nd-leading all-time rusher with 5,879 yards and tied for team record with 52 rushing TDs...Named NFC Rookie of the Year in 1973...Integral part in the Vikings' appearance in 3 Super Bowls...Posted 17 career 100-yard games...Selected with the 12th overall pick in the 1973 NFL Draft...Born October 26, 1950, in Frederick, MD...Inducted into the Vikings Ring of Honor on September 30, 2007.

**JOHN RANDLE**

Defensive Tackle...6' 1" 283 lbs...Texas A&I...14 seasons: Minnesota Vikings (1990-2000), Seattle Seahawks (2001-03)...Inducted into the Pro Football Hall of Fame on August 7, 2010...Started 6-straight Pro Bowls for the NFC (1993-98) and went to the Pro Bowl with the Seahawks in 2001...Named to NFL Team of the Decade for the 1990s...Led or tied for the team lead 9 times in his 11 Vikings seasons and had 10+ sacks in 8 straight seasons from 1993-2000...Started 150 of the 176 games he played for the Vikings...His 114.0 sacks ranks 3rd in Vikings history and most by DT...Signed as an undrafted free agent in 1990...Inducted into College Football Hall of Fame for his Texas A&I career...Born December 12, 1967, in Hearne, TX...Inducted into the Vikings Ring of Honor on November 30, 2008.

**SCOTT STUDWELL**

Linebacker...6' 2" 230 lbs...Illinois...38 seasons: Minnesota Vikings player (1977-1990), staff/personnel (1991-2014)...Spent the last 20+ seasons as a member of the Vikings scouting department, serving as the Director of College Scouting since 2002...Member of the Vikings' 25th and 40th Anniversary All-Time Teams...Holds team records for career tackles (1,981), season tackles (230 in 1981) and tackles in a game (24 vs. Detroit in 1985)...Has 2nd-most tackles with one organization in NFL history (Ray Lewis)...Participated in 202 games and 12 playoff games...Elected to the Pro Bowl in 1987 and '88...Ed Block Memorial Courage Award winner in 1987...Drafted in the 9th round from Illinois in 1977...Named to Illinois' All-Century Team in 1990, joining Hall of Famers Dick Butkus and Ray Nitschke as the linebackers on that squad...Born August 27, 1954, in Evansville, IN...Inducted into the Vikings Ring of Honor on November 29, 2009.

**CHRIS DOLEMAN**

Defensive End...6' 5" 262 lbs...Illinois...15 seasons: Minnesota Vikings (1985-93, '99), Atlanta Falcons (1994-95), San Francisco 49ers (1996-98)...Ranks 4th in NFL history with 150.5 career sacks...Selected to 8 Pro Bowls, 6 with the Vikings (1987-90, '92-93) and 1 each with Atlanta and San Francisco...Named to NFL's Team of the Decade for 1990s...Led NFL with 21.0 sacks in 1989, tied for the 4th-most in NFL history in a single season and 2nd in Vikings history...Originally selected with #4 overall pick in 1985 Draft by Vikings...Played and started 17 career playoff games...Born October 16, 1961, in Indianapolis, IN...Inducted into the Vikings Ring of Honor on November 14, 2011.

**MATT BLAIR**

Linebacker...6' 5" 232 lbs...Iowa State...12 seasons: Minnesota Vikings (1974-85)...Played in 160 career games (130 starts) for the Vikings and still ranks 2nd in team history with 1,452 career tackles...Was a part of Vikings playoff teams in six of his opening seven seasons with the team and played on the Vikings Super Bowl IX and XI teams...Named to 6 straight Pro Bowls from 1977-82 and was selected All-Pro in 1982...Holds the Vikings record with 20 blocked kicks, notching two blocks in a single game three different times...His 23.0 sacks and 16 interceptions also rank as the most by a Vikings Linebacker...Only Scott Studwell and Roy Winston played more games as a linebacker than Blair...Originally a 2nd round draft pick (#51) in 1974...Born September 20, 1950 in Hilo, Hawaii...Inducted into the Vikings Ring of Honor on October 25, 2012.

**JOEY BROWNER**

Safety...6' 2" 221 lbs...Southern California...10 seasons: Minnesota Vikings (1983-91), Tampa Bay Buccaneers (1992)...Played in 138 games as a Viking, the 2nd-most by a DB...His 37 career interceptions are 4th in team history...Posted 1,098 career combined defensive and special teams stops (987 defensive, 111 special teams)...His 9.5 career sacks are the most by a Vikings DB, his 18 career forced fumbles leads all Vikings DBs, his total tackles are 5th by a Viking and #1 by a Vikings DB...Went to 6 straight Pro Bowls from 1985-90...3-time AP All-Pro honoree, Browner was named to the NFL's Team of the Decade for the 1980s...Member of the 50 Greatest Vikings team...Named to All-Metrodome Team in 2013...Led the team in tackles in 1986 and '87 and was a key element to the Vikings ranking #1 in NFL total defense in 1988 and '89...Originally drafted in 1983, Browner was the 19th selection of the 1st round. He was the 1st Vikings DB to be drafted in the 1st round...Inducted in the Vikings Ring of Honor on October 27, 2013

VIKINGS RETIRED JERSEY NUMBERS

#10 - QB Fran Tarkenton - Retired October 7, 1979
 #88 - DT Alan Page - Retired September 25, 1988
 #70 - DE Jim Marshall - Retired November 28, 1999

#77 - T Korey Stringer - Retired November 19, 2001
 #53 - C Mick Tingelhoff - Retired November 25, 2001
 #80 - WR Cris Carter - Retired September 14, 2003



Fran Tarkenton




Alan Page




Jim Marshall



Korey Stringer



Mick Tingelhoff



Cris Carter

KOREY STRINGER GOOD GUY AWARD

In 2001 the Twin Cities chapter of the Pro Football Writers of America awarded the first Korey Stringer Good Guy Award in honor of the late Vikings lineman. The award is voted on annually by members of the Twin Cities media and presented to the Vikings player who is the most cooperative and has the best attitude with the media.

2001	Byron Chamberlain	2006	Antoine Winfield	2011	Percy Harvin
2002	Matt Birk	2007	Ben Leber	2012	Chad Greenway
2003	Daunte Culpepper	2008	Bobby Wade	2013	Kevin Williams
2004	Daunte Culpepper	2009	Visanthe Shiancoe	2014	Brian Robison
2005	Koren Robinson	2010	Ben Leber		



ED BLOCK COURAGE AWARD

Each year, the Ed Block Courage Awards honors those National Football League players who exemplify commitments to the principles of sportsmanship and courage. This award is unique in that the recipients are selected solely by a vote of their teammates. Every fall all 32 teams conduct a vote which results in each team selecting their Ed Block Courage Award recipient for the year.

1984	Steve Riley, T	1997	Robert Smith, RB	2010	Cedric Griffin, CB
1985	Keith Nord, S	1998	Randall Cunningham, QB	2011	Anthony Herrera, G
1986	Walker Lee Ashley, LB	1999	Robert Griffith, S	2012	Adrian Peterson, RB
1987	Scott Studwell, LB	2000	Gary Anderson, K	2013	Kevin Williams, DT
1988	Leo Lewis, WR	2001	Daunte Culpepper, QB	2014	Greg Jennings, WR
1989	Jim Gustafson, WR	2002	Lewis Kelly, G		
1990	Gary Zimmerman, T	2003	Eric Kelly, CB		
1991	Terry Allen, RB	2004	Corey Chavous, S		
1992	Darrin Nelson, RB	2005	Koren Robinson, WR		
1993	Henry Thomas, DT	2006	Matt Birk, C		
1994	Cris Carter, WR	2007	Chad Greenway, LB		
1995	John Randle, DT	2008	Kenechi Udezue, DE		
1996	Scottie Graham, RB	2009	E.J. Henderson, LB		



VIKINGS ALL-TIME NFC PLAYERS OF THE WEEK

YEAR	PLAYER	HONOR	OPPONENT	PERFORMANCE
1984	Jan Stenerud, K	Off.	@ Detroit, 9/23	5/5 FGs, 2/2 PAT, 17 pts
1985	Rufus Bess, CB	Def.	vs. San Francisco, 9/8	10 tackles, 3 FF, FR, INT
1986	Tommy Kramer, QB	Off.	vs. Green Bay, 9/28	16-of-25, 241 yds, 6 TD
1986	Gerald Robinson, DE	Def.	vs. Chicago, 10/19	6 tackles, 2.5 sacks
1986	Wade Wilson, QB	Off.	vs. New Orleans, 10/20	24-of-39, 361 yds, 3 TD
1987	Wade Wilson, QB	Off.	@ LA Rams, 9/20	17-of-38, 285 yds, 3 TD
1987	Chris Doleman, DE	Def.	vs. LA Raiders, 11/8	3 tackles, 2 sacks, 2 FF, PD
1988	Wade Wilson, QB	Off.	@ Tampa Bay, 10/23	22-of-30, 335 yds, 3 TD
1988	Carl Lee, CB/	Def.	vs. New Orleans, 12/4	3 tackles, INT (TD), 5 PD
	Jesse Solomon, LB	Def.	vs. New Orleans, 12/4	5 tackles, sack, INT (TD), PD
1989	Keith Millard, DT	Def.	vs. Detroit, 10/8	7 tackles, 3 sacks, INT, PD
1989	Mike Merriweather, LB	Def.	@ Detroit, 10/22	6 tackles, 2 sacks, INT, FF, FR
1989	Rich Karlis, K	Off.	vs. LA Rams, 11/5	7/7 FGs, 21 pts
1989	Chris Doleman, DE	Def.	vs. Atlanta, 12/10	5 tackles, 4 sacks, 2 FF, PD
1989	Chris Doleman, DE	Def.	vs. Cincinnati, 12/25	5 tackles, 3.5 sacks, FR
1990	Al Noga, DE	Def.	vs. Green Bay, 12/2	3 tackles, sack, FF, FR (TD)
1991	Anthony Carter, WR	Off.	vs. San Francisco, 9/15	3 rec, 71 yds, TD, 46t lg
1991	Chris Doleman, DE	Def.	vs. Phoenix, 10/13	8 tackles, 2 sacks, 2 FF, FR
1991	Terry Allen, RB	Off.	vs. Tampa Bay, 11/3	14 att, 127 yds, 2 TD, 55t lg
1992	Chris Doleman, DE	Def.	@ Green Bay, 9/6	7 tackles, 2 sacks, 3 FF, FR
1992	Rich Gannon, QB	Off.	@ Cincinnati, 9/27	25-of-32, 318 yds, 4 TD
1992	Jack Del Rio, LB	Def.	@ Chicago, 11/2	7 tackles, 2 INT (83t), 2 PD, FF
1992	Mike Merriweather, LB	Def.	@ Tampa Bay, 11/8	12 tackles
1992	Audray McMillian, CB	Def.	vs. Cleveland, 11/22	5 tackles, 3 INT (25t), 3 PD
1992	Vencie Glenn, S	Def.	vs. Green Bay, 12/27	2 tackles, 3 INT, 3 PD
1993	John Randle, DT	Def.	@ Chicago, 10/25	7 tackles, 3.5 sacks
1994	Warren Moon, QB	Off.	vs. Miami, 9/25	26-of-37, 326 yds, 3 TD, 44 lg
1994	Fuad Revez, K	S.T.	@ Tampa Bay, 10/30	5/5 FG, 3/3 PAT, 48 lg, 18 pts
1994	Warren Moon, QB	Off.	vs. New Orleans, 11/6	33-of-57, 420 yds, 3 TD, 59 lg
1994	Cris Carter, WR	Off.	vs. Chicago, 12/1	9 rec, 124 yds, 2 TD (65t in OT)
1994	Jack Del Rio, LB	Def.	@ Buffalo, 12/10	5 tackles, sack, INT
1994	John Randle, DT	Def.	vs. San Francisco, 12/26	2 tackles, 2 sacks, FF, FR
1995	Fuad Revez, K	S.T.	vs. Detroit, 9/10	2/2 FG, 2/2 PAT, 8 pts
1995	Orlando Thomas, S	Def.	@ Pittsburgh, 9/24	8 tackles, 2 INT (45t), 2 PD
1995	Jeff Brady, LB	Def.	vs. Green Bay, 11/5	6 tackles, sack, INT, 2 PD
1996	Jeff Brady, LB	Def.	vs. Detroit, 9/1	4 tackles, 2 INT, 3 PD
1996	Brad Johnson, QB	Off.	@ Atlanta, 9/8	15-of-26, 275 yds, 2 TD, 71 lg
1996	John Randle, DT	Def.	vs. Green Bay, 9/22	3 tackles, 2 sacks, 2 FF
1996	Brad Johnson, QB	Off.	vs. Arizona, 12/1	19-of-26, 238 yds, 4 TD
1996	Fernando Smith, DE	Def.	@ Detroit, 12/8	3 tackles, 2 sacks
1997	Eddie Murray, K	S.T.	@ Arizona, 10/5	2/2 FG, 2/2 PAT, 49 lg, 10 pts
1997	Gary Anderson, K	S.T.	vs. Detroit, 9/20	5/5 FG, 2/2 PAT, 42 lg, 17 pts
1998	Randall Cunningham, QB	Off.	@ Chicago, 9/27	16-of-25, 275 yds, 4 TD, 67t lg
1998	Randall Cunningham, QB	Off.	@ Green Bay, 10/5	20-of-32, 442 yds, 4 TD, 56t lg
1998	Robert Smith, RB	Off.	@ Detroit, 10/25	19 att, 134 yds, TD, 57t lg
1998	Mitch Berger, P	S.T.	vs. Cincinnati, 11/15	4 punts, 55.8 avg, 2 in20, 66 lg, 4 KO TB
1998	Mitch Berger, P	S.T.	vs. Green Bay, 11/22	3 punts, 54.3 avg, 2 TD, 56 lg, 5 KO TB
1998	Randy Moss, WR	Off.	vs. Green Bay, 11/22	8 rec, 153 yds, TD, 49t lg
1998	Randy Moss, WR	Off.	@ Dallas, 11/26	3 rec, 163 yds, 3 TD, 56t lg
1998	Randall Cunningham, QB	Off.	vs. Chicago, 12/6	21-of-31, 349 yds, 4 TD, 64 lg
1998	Gary Anderson, K	S.T.	@ Baltimore, 12/13	6/6 FG, 2/2 PAT, 46 lg, 20 pts
1999	John Randle, DT	Def.	vs. Tampa Bay, 10/3	4 tackles, 2 sacks, FF, FR, PD
1999	Jeff George, QB	Off.	vs. San Fran., 10/24	15-of-28, 250 yds, 3 TD, 80t lg
1999	Cris Carter, WR	Off.	@ Denver, 10/31	8 rec, 144 yds, 2 TD, 37t lg
1999	Randy Moss, WR	Off.	@ Chicago, 11/14	12 rec, 204 yds, 44lg
1999	Cris Carter, WR	Off.	vs. San Diego, 11/28	11 rec, 136 yds, 2 TD, 34t lg
1999	Mitch Berger, P	S.T.	vs. Green Bay, 12/20	6 punts, 46.8 avg, 2 in20, 57 lg, 2 TB
1999	Moe Williams, RB	S.T.	@ NY Giants, 12/26	1 KR, 85 yds, 85t lg
1999	John Randle, DT	Def.	vs. Detroit, 1/2/00	3 tackles, 2 sacks, FF
2000	Daunte Culpepper, QB	Off.	vs. Tampa Bay, 10/9	15-of-19, 231 yds, 2TD, 7 att, 35 yds, TD
2000	Gary Anderson, K	S.T.	vs. Buffalo, 10/22	3/3 FG, 2/2 PAT, 38 lg, 11 pts
2000	Daunte Culpepper, QB	Off.	vs. Carolina, 11/19	22-of-29, 357 yds, 3 TD, 53t lg
2000	Mitch Berger, P	S.T.	vs. Detroit, 11/30	5 punts, 49.2 avg, 60 lg, 1 in20, 1 KO TB
2001	Randy Moss, WR	Off.	vs. NY Giants, 11/19	10 rec, 171 yds, 3 TD, 57t lg
2001	Todd Bouman, QB	Off.	vs. Tennessee, 12/9	21-of-31, 348 yds, 4 TD, 73t lg, 131.5 PR
2002	Michael Bennett, RB	Off.	vs. Green Bay, 11/17	20 att, 130 yds, 62 lg
2002	Daunte Culpepper, QB	Off.	@ New Orleans, 12/15	26-of-36, 312 yds, 2 TD, 7att, 73 yds, 2 TD, 2pt. run
2002	Gary Anderson, K	S.T.	vs. Miami, 12/21	2/2 FG, 2/2 PAT, 53 lg, 8 pts
2003	Corey Chavous, S	Def.	@ Green Bay, 9/7	7 tackles, 2 INT, 2 PD
2003	Lance Johnstone, DE	Def.	vs. Denver, 10/19	3 tackles, 1.5 sacks, INT (TD), 2 PD
2003	Brian Williams, CB	Def.	vs. Detroit, 11/23	4 tackles, 3 INT (1 TD), 3 PD
2004	Daunte Culpepper, QB	Off.	vs. Dallas, 9/12	17-of-23, 242 yds, 5 TD, 63t lg, 147.1 PR
2004	Daunte Culpepper, QB	Off.	vs. Chicago, 9/26	19-of-30, 360 yds, 2 TD, 63 lg, 127.1 PR; 5 att, 13 yds, 1 TD
2004	Daunte Culpepper, QB	Off.	@ New Orleans, 10/17	26-of-37, 425 yds, 5 TD, 46 lg, 125.6 PR
2004	Kevin Williams, DT	Def.	vs. Jacksonville, 11/28	6 tackles, 1 sack, FR (TD)
2004	Daunte Culpepper, QB	Off.	@ Detroit, 12/19	25-of-35, 404 yds, 3 TD, 82t lg, 126.4 PR
2005	Daunte Culpepper, QB	Off.	vs. Green Bay, 10/23	23-of-31, 280 yds, 2 TD, 29 lg, 123.1 PR
2005	Darren Sharper, S	Def.	@ N.Y. Giants, 11/13	4 tackles, 3 INT, 5 PD, 1 TD
2006	Ryan Longwell, K	S.T.	vs. Carolina, 9/17	16-yard TD pass, 3/4 FG, 10 pts
2006	Cedric Griffin, CB	Def.	@ Detroit, 12/10	3 tackles, FF, FR, INT, PD
2007	Adrian Peterson, RB	Off.	@ Chicago, 10/14	20 att., 224 yds, 3 TD, 73t long
2007	Adrian Peterson, RB	Off.	vs. San Diego, 11/4	30 att., 296 yds, 3 TD, 64t long

2007	Dwight Smith, S	Def.	@ N.Y. Giants, 11/25	6 tackles, 2 INT (1 TD), 2 PD
2007	Aundrea Allison, WR	S.T.	vs. Detroit, 12/2	3 KR, 144 yds, 104t long, 1 TD
2008	Antoine Winfield, CB	Def.	at New Orleans, 10/6	8 tackles, 4 TFL, 1 sack, 1FF, 1 FR, returned blocked FG for TD
2008	Adrian Peterson, RB	Off.	vs. Green Bay, 11/9	30 att., 192 yds, 1 TD, 29t long
2008	Jared Allen, DE	Def.	vs. Chicago, 11/30	9 tackles, 2.5 sacks, 2 QB hurries
2008	Tarvaris Jackson, QB	Off.	at Arizona, 12/14	11-of-17, 163 yds, 4 TD, 0 INT, 135.5 rating
2008	Ryan Longwell, K	S.T.	vs. N.Y. Giants, 12/28	2-for-2 FG, 50-yd game-winner, 2-2 PAT
2009	Chad Greenway, LB	Def.	at Detroit, 9/20	4 tackles, 2 INT, 1 FR
2009	Percy Harvin, WR/KR	S.T.	vs. San Francisco, 9/27	4 KOR, 180 yards, 101-yard TD
2009	Brett Favre, QB	Off.	vs. Green Bay, 10/5	24-of-31, 271 yards, 3 TD, 0 INT, 135.3 rating
2009	Brett Favre, QB	Off.	at Green Bay, 11/1	17-of-28, 244 yards, 4 TD, 0 INT, 128.6 rating
2009	Sidney Rice, WR	Off.	vs. Detroit, 11/15	7 rec., 201 yards, 28.7 avg., 56 lng
2009	Brett Favre, QB	Off.	vs. N.Y. Giants, 1/3/10	25-of-31, 316 yards, 4 TD, 0 INT, 148.7 rating
2010	Adrian Peterson, RB	Off.	vs. Detroit, 9/26	23 att., 122 yards, 2 TD, 80t lng
2010	Percy Harvin, WR/KR	S.T.	vs. Dallas, 10/17	3 ret., 134 yards, 1 TD, 44.7 avg., 95t lng
2010	Chris Kluge, P	S.T.	vs. Arizona, 11/7	4 punts, 191 yards, 47.8 avg., 56 lng, 4 inside 20
2010	Antoine Winfield, DB	Def.	@ Philadelphia, 12/28	9 tkls., 2 sacks, 1 TFL, 1 FF, 1 FR, returned FF/FR for TD
2010	Adrian Peterson, RB	Off.	vs. Arizona, 10/9/11	29 att., 122 yards, 3 TD, 24t lng
2012	Blair Walsh, K	S.T.	vs. Jacksonville, 9/9/12	4-of-4 FGs, OT forcing 55-yard FG, GW 38-yard FG in OT
2012	Adrian Peterson, RB	Off.	vs. Arizona, 10/21/12	23 att., 153 yards, 1 TD, 27 lng
2012	Adrian Peterson, RB	Off.	vs. Chicago, 12/9/12	31 att., 154 yards, 2 TD, 51 lng
2012	Blair Walsh, K	S.T.	at St. Louis, 12/16/12	5-of-5 FGs, Tied NFL record with 3 50+ yard FGs (50,53,51)
2012	Blair Walsh, K	S.T.	vs. Green Bay, 12/30/12	3-of-3 FGs, GW 29-yard FG to clinch a playoff berth
2013	Cordarrelle Patterson, WR/KR	S.T.	vs. Green Bay, 10/27/13	NFL record 109-yard KOR TD, 5 KOR, 228 yards, 1 TD
2013	Blair Walsh, K	S.T.	vs. Green Bay, 11/24/13	4-of-4 FGs, Game tying 35-yard FG in OT
2014	Anthony Barr, LB	Def.	at Tampa Bay, 10/26/14	9 tkls., 1 sack, 1 FF, returned fumble 27 yards in OT for GW TD
2014	Adam Thielen, WR	S.T.	vs. Carolina, 11/30/14	Blocked punt and returned 30 yards for TD, 2 STT

VIKINGS ALL-TIME NFC PLAYERS OF THE MONTH

YEAR	PLAYER	HONOR	MONTH
1986	Doug Martin, DE	Defense	September
1989	Keith Millard, DT	Defense	October
1992	Chris Doleman, DE	Defense	December
1993	Chris Doleman, DE	Defense	Dec./Jan.
1994	Jack Del Rio, LB	Defense	September
1994	Anthony Parker, CB	Defense	October
1994	John Randle, DT	Defense	December
1994	Fuad Reveiz, K	Special Teams	December
1995	Warren Moon, QB	Offense	November
1996	John Randle, DT	Defense	September
1997	Jake Reed, WR	Offense	September
1997	John Randle, DT	Defense	October
1998	Randall Cunningham, QB	Offense	October
1998	Mitch Berger, P	Special Teams	November
1998	John Randle, DT	Defense	December
1999	Mitch Berger, P	Special Teams	September
1999	Cris Carter, WR	Offense	November
1999	John Randle, DT	Defense	December
2000	Robert Smith, RB	Offense	November
2000	Mitch Berger, P	Special Teams	December
2003	Daunte Culpepper, QB	Offense	September
2004	Daunte Culpepper, QB	Offense	October
2005	Chris Kluge, P	Special Teams	September
2005	Darren Sharper, S	Defense	November
2009	Brett Favre, QB	Offense	November
2011	Jared Allen, DE	Defense	October
2012	Percy Harvin, KR	Special Teams	September
2012	Adrian Peterson, RB	Offense	December
2012	Blair Walsh, K	Special Teams	December
2013	Cordarrelle Patterson, WR/KR	Special Teams	September
2014	Everson Griffen, DE	Defense	October

VIKINGS ALL-TIME NFL ROOKIES OF THE MONTH

YEAR	PLAYER	HONOR	MONTH
1997	Dwayne Rudd, LB	Defense	December
1998	Randy Moss, WR	Offense	November
2003	Kevin Williams, DT	Defense	December
2007	Adrian Peterson, RB	Offense	September
2007	Adrian Peterson, RB	Offense	October
2009	Percy Harvin, WR	Offense	November
2013	Cordarrelle Patterson, WR	Offense	December

VIKINGS ALL-TIME NFL PLAYOFF PLAYERS OF THE WEEK

YEAR	PLAYER	HONOR	ROUND	OPPONENT/PERFORMANCE
1997	Eddie Murray, K	Special Teams	Wild Card	@ NY Giants; 3-3 FG, 2-2 XP, 11 points
1998	Robert Griffith, S	Defense	Divisional	vs. Arizona; 6 tackles, 2 interceptions
1999	Robert Smith, RB	Offense	Wild Card	vs. Dallas; 28 att., 140 yds., 3 rec., 58 yds, 1 TD
2000	Daunte Culpepper, QB	Offense	Divisional	vs. New Orleans; 17-31-302 yds., 3 TDs
2004	Antoine Winfield, CB	Defense	Wild Card	@ Green Bay; 13 tackles, 1 INT, 1 PD


VIKINGS ALL-TIME HONORS

NFL MVP

- 1971-Alan Page, DT (AP)
- 1975-Fran Tarkenton, QB (AP, NEA, PF, TSN, Maxwell Club)
- 1998-Randall Cunningham, QB (Miller Lite, Maxwell Club)
- 2008-Adrian Peterson, RB (Maxwell Club)
- 2012-Adrian Peterson, RB (AP, Maxwell Club, PF, PF/WA)

ALL-PRO

- 1963-Tommy Mason, HB (AP, UPI, NEA)
- 1964-Mick Tingelhoff, C (AP, UPI)
- 1965-Mick Tingelhoff, C (AP, UPI, NEA)
- 1966-Mick Tingelhoff, C (AP, UPI, NEA)
- 1967-Mick Tingelhoff, C (UPI)
- 1968-Mick Tingelhoff, C (AP, UPI, NEA); Carl Eller, DE (AP, UPI, NEA)
- 1969-Mick Tingelhoff, C (AP, UPI, NEA); Carl Eller, DE (AP, UPI, NEA); Alan Page, DT (UPI)
- 1970-Alan Page, DT (AP, NEA, PF/WA); Carl Eller, DE (AP, NEA, PF/WA); Mick Tingelhoff, C (PF/WA)
- 1971-Alan Page, DT (AP, NEA, PF/WA); Carl Eller, DE (AP, NEA, PF/WA); Ron Yary, T (AP, NEA, PF/WA); Paul Krause, DB (NEA)
- 1972-Ron Yary, T (AP)
- 1973-Carl Eller, DE (PF/WA, AP, NEA); John Gilliam, WR (NEA); Alan Page, DT (AP, PF/WA); Fran Tarkenton, QB (NEA); Ron Yary, T (AP, PF/WA, NEA)
- 1974-Alan Page, DT (PF/WA, NEA, AP, PF/W); Ed White, G (NEA); Ron Yary, T (PF/WA, NEA, AP, PF/W)
- 1975-Chuck Foreman, RB (AP, NEA, PF/WA); Paul Krause, S (AP, PF/WA); Carl Eller, DT (AP, PF/WA); Fran Tarkenton, QB (AP, NEA, PF/WA); Ed White, G (NEA); Ron Yary, T (AP, NEA, PF/WA)
- 1976-Ron Yary, T (AP, NEA, PF/WA); Chuck Foreman, RB (NEA)
- 1980-Matt Blair, LB (AP)
- 1982-Doug Martin, DE (PF/W)
- 1987-Joey Browner, S (AP, NEA, PF, PF/WA); Gary Zimmerman, T (AP, NEA, PF, PF/WA); Chris Doleman, DE (NEA)
- 1988-Joey Browner, S (AP, PF/WA, PF, CPFN, TSN, SI); Carl Lee, CB (AP, PF/WA, PF, CPFN, TSN); Keith Millard, DT (AP, PF/WA, CPFN, TSN); Gary Zimmerman, T (AP, PF, CPFN)
- 1989-Chris Doleman, DE (AP, CPFN, TSN, PF/W); Keith Millard, DT (AP, TSN, SI, PF/W); Joey Browner, S (CPFN); Randall McDaniel, G (CPFN)
- 1990-Joey Browner, S (AP, CPFN, TSN, PF, PF/W, FD, NEA); Randall McDaniel, G (AP, CPFN); Chris Doleman, DE (SI)
- 1991-Randall McDaniel, G (AP, NEA, TSN, PF/W)
- 1992-Chris Doleman, DE (AP, FD, FN, PF, TSN, UPI); Randall McDaniel, G (AP, CPFN, FD, FN, PF, NEA, TSN); Audrey McMillian, CB (AP, CPFN, FD, PF, UPI); Gary Zimmerman, T (FN, NEA, UPI); Todd Scott, S (FD, FN, UPI); Harry Newsome, P (FN)
- 1993-Randall McDaniel, G (AP, CPFN, PF, TSN, SI); John Randle, DT (AP, PF, W, FD)
- 1994-Cris Carter, WR (AP, PF, W, PF/WA, CPFN, FD, TSN, SI, USA); Randall McDaniel, G (AP, PF, W, PF/WA, CPFN, FD, TSN, USA); John Randle, DT (AP, PF, W, PF/WA, CPFN, FD, TSN, USA); Foad Revez, K (PF, W, PF/WA, FD, SI)
- 1995-Randall McDaniel, G (AP, CPFN, PF, PF/WA); John Randle, DT (AP, CPFN, PF, PF/WA, TSN)
- 1996-Cris Carter, WR (SI); Randall McDaniel, G (AP, CPFN, FD, PF/WA, PF, TSN, USA); John Randle, DT (AP, FD, PF, PF/WA, TSN, USA)
- 1997-Cris Carter, WR (USA); Randall McDaniel, G (TSN, USA); John Randle, DT (AP, PF, CPF, TSN); Todd Stuessie, T (FD)
- 1998-Gary Anderson, K (AP, SI, PF, CPFN, TSN, FD, USA); Jeff Christy, C (SI); Randall Cunningham, QB (AP, SI, PF, W, FD, CPFN); Robert Griffith, S (TSN, CPFN); Jimmy Hitchcock, CB (CPFN); Randall McDaniel, G (AP, SI, PF, W, CPFN, TSN, FD, USA); Randy Moss, WR (AP, SI, PF, W, CPFN, TSN, FD, USA); John Randle, DT (AP, PF, W, CPFN, TSN, FD, USA); Todd Stuessie, T (SI)
- 1999-Mitch Berger, P (PF, W, CPFN, TSN); Cris Carter, WR (AP, FD, PF, W, SI); Jeff Christy, C (PF, W); Randall McDaniel, G (USA); Randy Moss, WR (USA); John Randle, DT (USA)
- 2000-Daunte Culpepper, QB (USA); Randy Moss, WR (AP, SI, PF, W, CPFN, TSN, FD, USA)



Steve Hutchinson

- 2003-Matt Birk, C (TSN); Randy Moss, WR (AP, FD, PF, W)
- 2004-Kevin Williams, DT (AP, PF, W, TSN)
- 2005-Darren Sharper, S (PF, W, SI, TSN)
- 2006-Steve Hutchinson, G (PF, W, TSN), Kevin Williams, DT (AP, PF, W, TSN)
- 2007-Steve Hutchinson, G (AP, PF, W, TSN), Adrian Peterson, RB (TSN), Kevin Williams, DT (AP, PF, W, TSN)
- 2008-Jared Allen, DE (AP), Steve Hutchinson, G (AP, TSN, PF, W), Adrian Peterson RB (AP, TSN, PF, W), Kevin Williams DT (AP)
- 2009-Jared Allen, DE (AP, PF, W), Steve Hutchinson G (AP, PF, W), Adrian Peterson RB (AP, PF, W), Kevin Williams DT (AP, PF, W)
- 2011-Jared Allen, DE (AP, PF, W/PF/WA, TSN)
- 2012-Adrian Peterson, RB (AP, PF, W/PF/WA); Blair Walsh, K (AP, PF, W/PF/WA); John Sullivan (PF/W/PF/WA)
- 2013-Cordarelle Patterson, KR (AP, PF, W/PF/WA) Adrian Peterson, RB (AP)

ALL-NFC

- 1970-Mick Tingelhoff, C (AP); Carl Eller, DE (AP, UPI); Alan Page, DT (AP, UPI); Paul Krause, S (UPI)
- 1971-Carl Eller, DE (AP, UPI, TSN); Alan Page, DT (AP, UPI, TSN); Ron Yary, T (AP, UPI, TSN); Bob Grim, WR (UPI, TSN); Paul Krause, DB (UPI, TSN)
- 1972-Carl Eller, DE (TSN, AP); Paul Krause, DB (UPI, AP, TSN); Alan Page, DT (UPI, AP, TSN); Fran Tarkenton, QB (UPI, TSN); Ron Yary, T (UPI, AP, TSN)
- 1973-Carl Eller, DE (PF/WA, AP, UPI, TSN); John Gilliam, WR (UPI, TSN); Paul Krause, S (NEA, UPI, AP, PF/WA); Alan Page, DT (PF/WA, AP, UPI, TSN); Ron Yary, T (AP, PF/WA, TSN, UPI); Bobby Bryant, DB (PF/WA)
- 1974-Chuck Foreman, RB (AP, UPI, TSN, PF/W); Alan Page, DT (AP, UPI, TSN, PF/W); Nate Wright, DB (PF/W); Ron Yary, T (AP, UPI, TSN, PF/W)
- 1975-Carl Eller, DE (AP, UPI); Chuck Foreman, RB (AP, UPI); Paul Krause, S (AP, UPI); Alan Page, DT (AP, UPI); Fran Tarkenton, QB (AP, UPI); Ed White, G (AP, UPI); Ron Yary, T (AP, UPI); Ed White, G (UPI); Fran Tarkenton, QB (UPI); Chuck Foreman, RB (AP, UPI); Alan Page, DT (AP, UPI)
- 1977-Matt Blair, LB (TSN); Chuck Foreman, RB (PF, W, TSN); Alan Page, DT (UPI); Sammy White, WR (PF, W); Ron Yary, T (UPI, PF, W, TSN)
- 1978-Matt Blair, LB (UPI, PF, W); Sammy White, WR (UPI)
- 1979-Ahmad Rashad, WR (UPI, PF, W, SN); Matt Blair, LB (PF, W)
- 1980-Matt Blair, LB (UPI); Ahmad Rashad, WR (UPI)
- 1981-Joe Senser, TE (UPI)
- 1982-Doug Martin, DE (UPI, PF, W)
- 1986-Tommy Kramer, QB (UPI)
- 1987-Joey Browner, S (UPI, PF, W, FN); Chris Doleman, DE (UPI, PF, W, FN); Gary Zimmerman, T (UPI, PF, W, FN); Steve Jordan, TE (UPI); Anthony Carter, WR (FN)

- 1988-Joey Browner, S (UPI); Carl Lee, CB (UPI); Gary Zimmerman, T (UPI)
- 1989-Chris Doleman, DE (UPI, PF, W); Keith Millard, DT (UPI, PF, W); Randall McDaniel, G (PF, W); Joey Browner, S (PF, W)
- 1990-Joey Browner, S (UPI, FN); Randall McDaniel, G (UPI); Carl Lee, CB (FN); Henry Thomas, DT (FN)
- 1993-Randall McDaniel, G (UPI, FN); John Randle, DT (UPI, FN); Chris Doleman, DE (UPI)
- 1994-Cris Carter, WR (FN, UPI); Randall McDaniel, G (FN, UPI); John Randle, DT (FN, UPI); Foad Revez, K (FN, UPI); Jack Del Rio, LB (FN)
- 1995-Randall McDaniel, G (FN, UPI), David Palmer, PR (FN), John Randle, DT (FN, UPI)
- 1996-Randall McDaniel, G (UPI, FN); John Randle, DT (UPI)
- 1997-Cris Carter, WR (FN); Randall McDaniel, G (PF, W, FN); David Palmer, PR (PF, W); John Randle, DT (PF, W, FN, USA); Todd Stuessie, T (PF, W, FN)
- 1998-Gary Anderson, K (FN, PF, W); Jeff Christy, C (FN, PF, W); Randall Cunningham, QB (FN, PF, W); Randall McDaniel, G (FN, PF, W); Randy Moss, WR (FN, PF, W); John Randle, DT (FN, PF, W); Dwayne Rudd, LB (UPI); Todd Stuessie, T (PF, W)
- 1999-Mitch Berger, P (PF, W); Cris Carter, WR (PF, W); Jeff Christy, C (PF, W)
- 2000-Matt Birk, C (PF, W, FN); Daunte Culpepper, QB (PF, W); Randy Moss, WR (CPF, W, FN); Robert Smith, RB (PF, W, FN)
- 2002-Randy Moss, WR (PF, W)
- 2003-Matt Birk, C (PF, W); Randy Moss, WR (PF, W)
- 2004-Daunte Culpepper, QB (PF, W); Kevin Williams, DT (PF, W)
- 2005-Koren Robinson, KR (PF, W); Darren Sharper, S (PF, W)
- 2006-Steve Hutchinson, G (PF, W), Pat Williams, DT (PF, W)
- 2007-Matt Birk, C (PF, W), Steve Hutchinson, G (PF, W), Adrian Peterson, RB (PF, W), Darren Sharper, S (PF, W), Kevin Williams, DT (PF, W), Pat Williams, DT (PF, W)
- 2008-Steve Hutchinson, G (PF, W), Adrian Peterson, RB (PF, W), Kevin Williams, DT (PF, W), Antoine Winfield, CB (PF, W)
- 2009-Adrian Peterson, RB (PF, W)
- 2010-Adrian Peterson, RB (PF, W)
- 2011-Jared Allen, DE (PF, W)

NFL COACH OF THE YEAR

- 1969-Bud Grant (AP, PF, W, TSN)
- 1972-Dennis Green (Washington Touchdown Club)
- 1998-Dennis Green (SI, Maxwell Club)

NFC COACH OF THE YEAR

- 1992-Dennis Green, (UPI, CPFN)

BERT BEL AWARD (PLAYER OF THE YEAR)

- 1975-Fran Tarkenton, QB
- 1998-Randall Cunningham, QB
- 2008-Adrian Peterson, RB
- 2012-Adrian Peterson, RB

NFL OFFENSIVE PLAYER OF THE YEAR

- 1975-Fran Tarkenton, QB (PF, W)
- 1998-Randall Cunningham, QB (CPF, W)
- 2012-Adrian Peterson, RB (AP, PF, W/PF/WA)

NFL DEFENSIVE PLAYER OF THE YEAR

- 1971-Alan Page, DT (PF, W)
- 1973-Alan Page, DT (PF, W)
- 1989-Keith Millard, DT (AP, PF, W)

NFC PLAYER OF THE YEAR

- 1974-Chuck Foreman (TSN)
- 1975-Fran Tarkenton (TSN)
- 1998-Randall Cunningham, QB (FN)

NFC DEFENSIVE PLAYER OF THE YEAR

- 1992-Chris Doleman, DE (UPI)
- 2011-Jared Allen, DE (TSN)

NFL LINEMAN OF THE YEAR

- 1973-Alan Page, DT (PF, W)

NFL COMEBACK PLAYER OF THE YEAR

- 1986-Tommy Kramer, QB (PF, W)
- 2012-Adrian Peterson, RB (PF, W/PF/WA)

KICKOFF
EXECUTIVES
COACHES
STAFF
PLAYERS
ROOKIES
2014 SEASON
RECORDS
PLAYOFF RECORDS
HISTORY
EXTRA POINTS

NFL ROOKIE OF THE YEAR

1963-Paul Flatley, WR (AP, UPI, NEA, TSN)
 1973-Chuck Foreman, RB (AP, PFWA)
 1976-Sammy White, WR (AP, PFWA)
 1998-Randy Moss, WR (TSN, FN, PFW, SI)
 2007-Adrian Peterson, RB (TSN, PFW, SI)
 2009-Percy Harvin, WR/KR (Pepsi)
 2014-Teddy Bridgewater, QB (Pepsi)

NFL OFFENSIVE ROOKIE OF THE YEAR

1973-Chuck Foreman, RB, (PFW)
 1976-Sammy White, WR, (PFW, PD)
 1998-Randy Moss, WR (AP, FD, CPFW)
 2007-Adrian Peterson, RB (AP, PFW)
 2009-Percy Harvin, WR/KR (AP, PFW)

NFL DEFENSIVE ROOKIE OF THE YEAR

1994-Dewayne Washington, CB (PFW)

WALTER PAYTON AWARD- NFL MAN OF THE YEAR

1999-Cris Carter
 2010-Madieu Williams

NFL ALUMNI PLAYERS OF THE YEAR

1988-Anthony Carter (WR), Joey Browner (DB)
 1992-Randall McDaniel (OL)
 1994-Cris Carter (WR)
 1998-Gary Anderson (ST), Randall Cunningham (QB), Randy Moss (WR), John Randle (DL)
 2000-Cris Carter (WR), Daunte Culpepper (QB)
 2006-Steve Hutchinson (OL)
 2008-Adrian Peterson (RB)
 2009-Steve Hutchinson (OL), Jared Allen (DL)

NFL ALUMNI CAREER ACHIEVEMENT AWARD

1995-Alan Page

NFC ROOKIE OF THE YEAR

1973-Chuck Foreman, RB (Wheaties, TSN)
 1976-Sammy White, WR (UPI, TSN, NEA)
 1998-Randy Moss, WR (PFWA)

NFC OFFENSIVE ROOKIE OF THE YEAR

1998-Randy Moss, WR (PFWA)

1,000 YARD CLUB

(For the outstanding blocker in the NFL)
 1969-Mick Tingelhoff, C
 1975-Ron Vary, T

GOLDEN TOE AWARD

1994-Fuad Reveiz
 1998-Gary Anderson
 2012-Blair Walsh

PRO BOWL PLAYERS

1961-Hugh McElhenry, HB; Jerry Reichow, E
 1962-Tommy Mason, HB
 1963-Tommy Mason, HB; Grady Alderman, T; Rip Hawkins, LB
 1964-Tommy Mason, HB; Grady Alderman, T; Mick Tingelhoff, C; Fran Tarkenton, QB, Bill Brown, RB
 1965-Grady Alderman, T; Bill Brown, FB; Fran Tarkenton, QB; Mick Tingelhoff, C
 1966-Paul Flatley, E; Grady Alderman, T; Milt Sunde, C; Mick Tingelhoff, C
 1967-Mick Tingelhoff, C; Grady Alderman, T; Bill Brown, FB
 1968-Mick Tingelhoff, C; Bill Brown, FB; Carl Eller, DE; Jim Marshall, DE; Alan Page, DT
 1969-Carl Eller, DE; Joe Kapp, QB; Paul Krause,



John Gilliam

S; Gary Larsen, DT; Jim Marshall, DE; Alan Page, DT; Gene Washington, WR; Mick Tingelhoff, C
 1970-Fred Cox, K; Carl Eller, DE; Karl Kasulke, S; Gary Larsen, DT; Dave Osborn, HB; Alan Page, DT; Gene Washington, WR
 1971-Carl Eller, DE; Alan Page, DT; Paul Krause, DB; Ron Vary, T; Bob Grim, WR
 1972-John Gilliam, WR; Paul Krause, DB; Alan Page, DT; Ron Vary, T
 1973-Chuck Foreman, RB; John Gilliam, WR; Paul Krause, S; Alan Page, DT; Jeff Siemon, LB; Ron Vary, T; Carl Eller, DE
 1974-Carl Eller, DE; Chuck Foreman, RB; John Gilliam, WR; Paul Krause, S; Alan Page, DT; Fran Tarkenton, QB; Ron Vary, T
 1975-Bobby Bryant, DB; Chuck Foreman, RB; John Gilliam, WR; Paul Krause, S; Alan Page, DT; Jeff Siemon, LB; Fran Tarkenton, QB; Ed White, G; Ron Vary, T
 1976-Jeff Siemon, LB; Ed White, G; Ron Vary, T; Sammy White, WR; Chuck Foreman, RB; Fran Tarkenton, QB; Alan Page, DT
 1977-Matt Blair, LB; Chuck Foreman, RB; Jeff Siemon, LB; Ed White, G; Sammy White, WR; Ron Vary, T
 1978-Matt Blair, LB; Ahmad Rashad, WR
 1979-Matt Blair, LB; Ahmad Rashad, WR
 1980-Matt Blair, LB; Ahmad Rashad, WR
 1981-Matt Blair, LB; Ahmad Rashad, WR; Joe Senser, TE
 1982-Matt Blair, LB
 1984-Jan Stenerud, K
 1985-Joey Browner, special teams
 1986-Tommy Kramer, QB; Joey Browner, S; Steve Jordan, TE
 1987-Joey Browner, S; Chris Doleman, DE; Scott Studwell, LB; Anthony Carter, WR; Steve Jordan, TE; Gary Zimmerman, T
 1988-Joey Browner, S; Chris Doleman, DE; Carl Lee, CB; Keith Millard, DT; Scott Studwell, LB; Anthony Carter, WR; Steve Jordan, TE; Wade Wilson, QB; Gary Zimmerman, T

1989-Joey Browner, S; Chris Doleman, DE; Carl Lee, CB; Keith Millard, DT; Steve Jordan, TE; Randall McDaniel, G; Gary Zimmerman, T
 1990-Joey Browner, S; Chris Doleman, DE; Carl Lee, CB; Steve Jordan, TE; Randall McDaniel, G
 1991-Steve Jordan, TE; Randall McDaniel, G; Henry Thomas, NT
 1992-Chris Doleman, DE; Randall McDaniel, G; Audray McMillian, CB; Todd Scott, S; Henry Thomas, DT; Gary Zimmerman, T
 1993-Cris Carter, WR; Chris Doleman, DE; Randall McDaniel, G; John Randle, DT
 1994-Cris Carter, WR; Jack Del Rio, LB; Randall McDaniel, G; Warren Moon, QB; John Randle, DT; Fuad Reveiz, K
 1995-Cris Carter, WR; Randall McDaniel, G; Warren Moon, QB; John Randle, DT
 1996-Cris Carter, WR; Randall McDaniel, G; John Randle, DT
 1997-Cris Carter, WR; Randall McDaniel, G; John Randle, DT; Todd Stuessie, T
 1998-Gary Anderson, K; Cris Carter, WR; Jeff Christy, C; Randall Cunningham, QB; Ed McDaniel, LB; Randall McDaniel, G; Randy Moss, WR; John Randle, DT; Robert Smith, RB; Todd Stuessie, T
 1999-Mitch Berger, P; Cris Carter, WR; Jeff Christy, C; Randall McDaniel, G; Randy Moss, WR
 2000-Matt Birk, C; Cris Carter, WR; Daunte Culpepper, QB; Robert Griffith, S; Randy Moss, WR; Robert Smith, RB; Corey Stringer, T
 2001-Matt Birk, C; Byron Chamberlain, TE
 2002-Michael Bennett, RB; Randy Moss, WR
 2003-Matt Birk, C; Corey Chavous, S; Daunte Culpepper, QB; Randy Moss, WR
 2004-Matt Birk, C; Daunte Culpepper, QB; Kevin Williams, DT
 2005-Koren Robinson, KR; Darren Sharper, S
 2006-Matt Birk, C; Steve Hutchinson, G; Kevin Williams, DT; Pat Williams, DT
 2007-Matt Birk, C; Steve Hutchinson, G; Adrian Peterson, RB; Tony Richardson, FB; Darren Sharper, S; Kevin Williams, DT; Pat Williams, DT
 2008-Jared Allen, DE; Steve Hutchinson, G; Adrian Peterson, RB; Kevin Williams, DT; Pat Williams, DT; Antoine Winfield, CB
 2009-Jared Allen, DE; Heath Farwell, LB; Brett Favre, QB; Percy Harvin, WR/KR; Steve Hutchinson, G; Bryant McKinnie, T; Adrian Peterson, RB; Sidney Rice, WR; Kevin Williams, DT; Antoine Winfield, DB
 2010-E.J. Henderson, LB; Adrian Peterson, RB; Kevin Williams, DT; Antoine Winfield, CB
 2011-Jared Allen, DE; Chad Greenway, LB
 2012-Jared Allen, DE; Jerome Felton, FB; Chad Greenway, LB; Matt Kalil, T; Adrian Peterson, RB; Kyle Rudolph, TE; Blair Walsh, K
 2013-Cordarrelle Patterson, KR; Adrian Peterson, RB
Bold - Starter
 *Did not play
 AP-Associated Press; CPFN-College & Pro Football Newsweekly; FD-Football Digest; FN-Football News; NEA-Newspaper Enterprise Assoc.; PFW-Pro Football Weekly; PFWA-Pro Football Writers of America; SI-Sports Illustrated; TSN-The Sporting News; UPI-United Press International; USA-USA Today

VIKINGS PRO BOWL HONOREES

MOST PRO BOWL SEASONS

11	Randall McDaniel, G	1989-99
9	Alan Page, DT	1968-76
8	Cris Carter, WR	1993-00
7	Ron Vary, T	1971-77
6	Joey Browner, S	1985-90
6	Matt Blair, LB	1977-82
6	Chris Doleman, DE	1987-90, '92-93
6	Carl Eller, DE	1968-71, '73-74
6	Paul Krause, S	1969, '71-75
6	Steve Jordan, TE	1986-91
6	John Randle, DT	1993-98
6	Mick Tingelhoff, C	1964-69
6	Matt Birk, C	2000-01, '03-04, '06-07
6	Kevin Williams, DT	2004, '06-10
6	Adrian Peterson, RB	2007-10, '12-13

MOST PRO BOWL STARTS

11	Randall McDaniel, G	1989-99
7	Alan Page, DT	1968-71, '73-75
7	Ron Vary, T	1971-77
6	John Randle, DT	1993-98
5	Chris Doleman, DE	1987-90, '92

VIKINGS PRO BOWL MVPs

Fran Tarkenton, QB	1964
Ahmad Rashad, WR	1978
Randy Moss, WR	1999
Adrian Peterson, RB	2007
Kyle Rudolph, TE	2012

9/9W..	26-23 (OT)	vs. Jacksonville	56,607
9/16L..	20-23	at Indianapolis	63,912
9/23W..	24-13	vs. San Francisco	57,288
9/30W..	20-13	at Detroit	63,616
10/7W..	30-17	vs. Tennessee	57,652
10/14L..	26-38	at Washington	78,476
10/21W..	21-14	vs. Arizona	61,068
10/25L..	17-36	vs. Tampa Bay	60,860
11/4L..	20-30	at Seattle	67,584
11/11W..	34-24	vs. Detroit	64,059
11/25L..	10-28	at Chicago	62,306
12/2L..	14-23	at Green Bay	70,567
12/9W..	21-14	vs. Chicago	64,134
12/16W..	36-22	at St. Louis	55,751
12/23W..	23-6	at Houston	71,688
12/30W..	37-34	vs. Green Bay	64,134

Playoffs
1/5/13 L.....10-24.....at Green Bay.....71,548

Total First Downs	Minn.	Opp.
Rushing	306	345
Passing	113	82
Penalty	163	229
3rd Down: Made/Att	30	34
3rd Down Pct.	78/210	95/230
4th Down: Made/Att	37/11	41/3%
4th Down Pct.	7/11	11/20
	63.6%	55.0%

Possession Avg. 28:36.....31:24

Total Net Yards 5385.....5600

Avg. Per Game 336.6.....350.0

Total Plays 1001.....1083

Avg. Per Play 5.4.....5.2

Net Yards Rushing 2634.....1692

Avg. Per Game 164.6.....105.8

Total Rushes 486.....427

Net Yards Passing 2751.....3908

Avg. Per Game 171.9.....244.3

Sacked/Yards Lost 32/184.....44/284

Gross Yards 2935.....4192

Attempts/Completions 483/300.....612/391

Completion Pct. 62.1%.....63.9%

Had Intercepted 12.....10

Punts/Average 72/45.0.....76/44.0

Net Punting Avg. 39.7.....40.0

Penalties/Yards 90/830.....111/949

Fumbles/Ball Lost 21/11.....23/12

Touchdowns 39.....39

Rushing 16.....10

Passing 18.....28

Returns 5.....1

Score by Periods

	Q1	Q2	Q3	Q4	OT	PTS
VIKINGS	101	112	74	89	3	379
OPPONENTS	60	104	77	107	0	348

Scoring

B. Walsh	TD	Ru	Pa	Rt	K-PAT	FG	2PT	PTS
B. Walsh	0	0	0	0	36/36	35/38	0	141
A. Peterson	13	12	1	0	0/0	0/0	1	80
K. Rudolph	9	0	9	0	0/0	0/0	1	56
P. Harvin	5	1	3	1	0/0	0/0	0	30
M. Jenkins	2	0	2	0	0/0	0/0	0	12
C. Ponder	2	2	0	0	0/0	0/0	0	12
H. Smith	2	0	0	2	0/0	0/0	0	12
J. Wright	2	0	2	0	0/0	0/0	0	12
S. Burton	1	0	1	0	0/0	0/0	0	6
M. Sherefs	1	0	0	1	0/0	0/0	0	6
E. Griffen	1	0	0	1	0/0	0/0	0	6
T. Gerhart	1	1	0	0	0/0	0/0	0	6
VIKINGS	39	16	18	5	36/36	35/38	2	379
OPPONENTS	39	10	28	1	33/35	25/30	3	348

Field Goals

	1-19	20-29	30-39	40-49	50+
B. Walsh	0/0	0/0	8/9	7/9	10/10
VIKINGS	0/0	0/0	8/9	7/9	10/10
OPPONENTS	1/1	5/5	5/6	10/12	4/6

Walsh: (20G, 42G, 55G, 38G) (51G, 29G) (52G) (49G, 27G, 46WL) (42G, 36G, 26G)

(20G, 27G, 27G, 37G) (1) (51G) (36G, 55G) (48G, 23G, 23G, 33G) (40G, 30G) (42WR) (1)

(50G, 38G, 42G, 53G, 51G) (56G, 41G, 39G) (54G, 37G, 29G)

Opponents: (19G, 26G, 47G) (26G, 45G, 53G) (29G, 43B, 29G) (40G, 31G) (1) (50G)

(47WR) (28G, 40G, 38G) (40G) (41G) (47G, 39B, 46G) (30G, 53WR, 47G, 31G) (1) (57WR) (51G, 40G)

Passing.....Att

C. Ponder 483 300 2935 62.1% 6.1

TEAM 483 300 2935 62.1% 6.1

OPPONENTS 612 391 4192 63.9% 6.8

TD **TD%** **Int** **Int%** **Long** **Sack** **Lost** **Rating**

18 3.7% 12 2.5% 65 32 184 81.2

18 3.7% 12 2.5% 65 32 184 81.2

28 4.6% 10 1.6% 73 44 284 92.3

USUAL STARTERS (GAMES STARTED)

OFFENSE

WR Michael Jenkins (8)

LT Matt Kalil (16)

LG Charlie Johnson (16)

C John Sullivan (16)

RG Brandon Fusco (16)

RT Phil Loadholt (16)

TE Kyle Rudolph (16)

TE Rhett Ellison (7)

FB Jerome Felton (7)

WR Jerome Simpson (10)

WR Percy Harvin (8)

QB Christian Ponder (16)

RB Adrian Peterson (16)

BOLD/Purple: Pro Bowler

DEFENSE

DE Jared Allen (16)

DT Kevin Williams (16)

DT Letroy Guion (15)

DE Brian Robison (15)

LB Jasper Brinkley (16)

LB Erin Henderson (10)

LB CB Greenway (16)

CB Antone Winfield (15)

CB Chris Cook (10)

SS Jamarca Sanford (13)

FS Harrison Smith (16)

Rushing	Att.	Yds.	Avg.	Long	TD
A. Peterson	348	2,097	6.0	82t	12
C. Ponder	60	253	4.2	29	2
T. Gerhart	50	169	3.4	22	1
P. Harvin	22	96	4.4	20	1
J. Wright	2	11	5.5	8	0
M. Asiatia	3	9	3.0	5	0
J. Webb	1	-1	-1.0	-1	0
TEAM	486	2634	5.4	82t	16
OPPONENTS	247	1692	4.0	76t	10

Receiving	No.	Yds	Avg	Long	TD
P. Harvin	62	677	10.9	45	3
K. Rudolph	53	493	9.3	29	9
M. Jenkins	40	449	11.2	32	2
A. Peterson	40	217	5.4	20	1
J. Simpson	26	274	10.5	33	0
J. Wright	22	310	14.1	65	2
T. Gerhart	20	155	7.8	21	0
D. Aromashodu	11	182	16.5	31	0
J. Carlson	8	43	5.4	14	0
R. Ellison	7	65	9.3	29	0
S. Burton	5	35	7.0	13	1
J. Felton	3	35	11.7	17	0
A. Reisner	1	13	13.0	13	0
M. Asiatia	1	2	2.0	2	0
C. Ponder	1	-15	-15.0	-15	0
TEAM	300	2935	9.8	65	18
OPPONENTS	391	4192	10.7	73	28

Punting	No.	Yds	Avg	Net	TB	In	Lg	B
C. Kluge	72	3237	45.0	39.7	2	18	59	0
TEAM	72	3237	45.0	39.7	2	18	59	0
OPPONENTS	76	3344	44.0	40.0	1	28	65	0

Punt Returns	Ret	FC	Yds	Avg	Long	TD
M. Sherefs	32	27	287	9.0	77t	1
TEAM	32	27	287	9.0	77t	1
OPPONENTS	41	12	341	8.3	32	0

Kickoff Returns	No.	Yds	Avg	Long	TD
P. Harvin	16	574	35.9	105t	1
M. Sherefs	16	422	26.4	41	0
J. Robinson	3	61	20.3	24	0
M. Asiatia	3	55	18.3	22	0
C. Ballard	2	12	6.0	8	0
A. Jefferson	1	20	20.0	20	0
J. Felton	1	16	16.0	16	0
D. Reed	1	10	10.0	10	0
K. Rudolph	1	1	1.0	1	0
R. Ellison	0	0	0	0	0
TEAM	44	1171	26.6	105t	1
OPPONENTS	33	795	24.1	94	0

Defensive Leaders:

Tackles - Greenway (191), H. Smith (129), J. Brinkley (117), E. Henderson (112), A. Winfield (110).

Sacks - J. Allen (12.0), B. Robison (8.5), E. Griffen (8.0), C. Greenway (3.0), E. Henderson (3.0), L. Guion (2.0), K. Williams (2.0), F. Evans (2.0), C. Cook (1.0), C. Ballard (1.0), H. Smith (1.0), A. Winfield (0.5).

Interceptions, TDs - H. Smith (3,2), A. Winfield (3,0), J. Robinson (2,0), C. Greenway (1,0), E. Griffen (1,1).

Fumbles Lost - C. Ponder 5, T. Gerhart 2, A. Peterson 2, P. Harvin 1, J. Simpson 1 **Total: 11**

Opponent Fumble Recoveries - C. Greenway 2, E. Griffen 2, J. Sanford 2, K. Williams 2, A. Jefferson 1, B. Robison 1, H. Smith 1, A. Winfield 1, **Total: 13**

Table of game results with columns for date, opponent, score, and location. Includes games against Detroit, Chicago, Cleveland, Pittsburgh, Carolina, New York Giants, Green Bay, Washington, Seattle, Baltimore, Philadelphia, Cincinnati, and Detroit.

USUAL STARTERS (GAMES STARTED) OFFENSE and DEFENSE. Lists players like WR Jerome Simpson, LT Matt Kalil, LG Charlie Johnson, etc., along with their game counts.

Summary statistics table including Total First Downs, Rushing, Passing, Penalty, 3rd Down, 4th Down, Possession Avg, Total Net Yards, Net Yards Rushing, Net Yards Passing, Net Punting, Penalties/Yards, Fumbles/Ball Lost, and Touchdowns.

Rushing statistics table with columns: Player, Att., Yds., Avg., Long, TD. Includes A. Peterson, T. Gerhart, M. Asiata, C. Patterson, C. Ponder, M. Cassel, and TEAM.

Receiving statistics table with columns: Player, No., Yds., Avg., Long, TD. Includes G. Jennings, J. Simpson, C. Patterson, J. Carlson, K. Rudolph, A. Peterson, J. Wright, T. Gerhart, C. Ford, J. Felton, R. Ellison, J. Webb, M. Asiata, J. Banyard, Z. Line, and TEAM.

Punting statistics table with columns: Player, No., Yds, Avg, Net, TB, In, Lg, B. Includes J. Locke, TEAM, and OPPONENTS.

Score by Periods table with columns: Q1, Q2, Q3, Q4, OT, PTS. Shows scores for Vikings and Opponents.

Punt Returns table with columns: Player, Ret, FC, Yds, Avg, Long, TD. Includes M. Sherefs, C. Patterson, TEAM, and OPPONENTS.

Scoring table with columns: Player, TD, Ru, Pa, Rt, K-PAT, FG, 2Pt, PTS. Lists individual player statistics for touchdowns, runs, passes, returns, field goals, two-point conversions, and points.

Kickoff Returns table with columns: Player, No., Yds, Avg, Long, TD. Includes C. Patterson, T. Gerhart, M. Asiata, J. Carlson, C. Ford, S. Floyd, A. Jefferson, J. Webb, J. Wright, R. Ellison, J. Banyard, M. Mitchell, and TEAM.

Field Goals table with columns: Player, 1-19, 20-29, 30-39, 40-49, 50+. Shows field goal statistics for B. Walsh, Vikings, and Opponents.

Defensive Leaders table with columns: Player, Tackles, Sacks, Int, TDs, Fumbles Lost, Fumble Recoveries. Lists defensive players like C. Greenway, E. Henderson, A. Sendejo, J. Sanford, H. Smith, etc.

Walsh: (52G) (28G, 28G, 22G) (43G, 30G) (54G, 37G, 44WL) (22G) (53SH) (36 G) (23G) (23G) (39G, 40G) (32G, 45G) (36G, 47G, 29G, 35G) (32G, 30G, 57WL, 34G) (39G, 40G) (55WL, 21G, 38G) (0)

Passing statistics table with columns: Player, Att, Cmp, Yds, Cmp%, Yds/Att. Includes M. Cassel, C. Ponder, J. Freeman, TEAM, and OPPONENTS.

TD, TD%, Int, Int%, Long, Sack, Lost, Rating table. Shows statistics for touchdowns, interceptions, long plays, sacks, fumbles lost, and player ratings.

Vertical navigation bar on the right side of the page with labels: KICKOFF, EXECUTIVES, COACHES, STAFF, PLAYERS, ROOKIES, 2014 SEASON, RECORDS, PLAYOFF RECORDS, HISTORY, EXTRA POINTS.

2014

COACH: MIKE ZIMMER

RECORD: 7-9

9/7W.....	34-6at St. Louis.....	55.919
9/14L.....	30-7vs. New England.....	52.350
9/21L.....	20-9at New Orleans.....	73.005
9/28W.....	41-28vs. Atlanta.....	52.173
10/2L.....	42-10at Green Bay.....	78.054
10/12L.....	17-3vs. Detroit.....	52.213
10/19L.....	17-16at Buffalo.....	68.477
10/26W.....	19-13at Tampa Bay (OT).....	56.577
11/2W.....	29-26vs. Washington.....	52.252
11/6L.....	21-13at Chicago.....	61.792
11/23L.....	24-21vs. Green Bay.....	52.386
11/30W.....	31-13vs. Carolina.....	52.016
12/7W.....	30-24vs. New York Jets (OT).....	52.152
12/14L.....	16-14at Detroit.....	62.490
12/21L.....	37-35at Miami.....	66.203
12/28W.....	13-9vs. Chicago.....	52.364

	Minn.	Opp.
Total First Downs	288	321
Rushing	90	100
Passing	171	189
Penalty	27	32
3rd Down: Made/Att	82/211	90/217
3rd Down Pct.	38.90%	41.50%
4th Down: Made/Att	6/12	9/14
4th Down Pct.	50.0%	64.3%
Possession Avg.	28:43	31:17
Total Net Yards	5,048	5,515
Avg. Per Game	315.5	344.7
Total Plays	981	1,025
Avg. Per Play	5.1	5.4
Net Yards Rushing	1,804	1,943
Avg. Per Game	112.8	121.4
Total Rushes	413	450
Net Yards Passing	3,244	3,572
Avg. Per Game	202.8	223.3
Sacked/Yards Lost	51/322	41/217
Gross Yards	3566	3,789
Attempts/Completions	517/322	534/353
Completion Pct.	62.3%	66.1%
Had Intercepted	18	13
Punts/Average	76/43.7	76/43.3
Net Punting Avg.	38.7	38.4
Penalties/Yards	100/836	112/938
Fumbles/Ball Lost	11/2	20/6
Touchdowns	35	38
Rushing	12	10
Passing	17	26
Returns	6	2

Score by Periods	Q1	Q2	Q3	Q4	OT	PTS
VIKINGS	82	94	37	100	12	325
OPPONENTS	76	102	70	95	0	343

Scoring	TD	Ru	Pa	Rt	K-PAT	FG	2Pt	PTS
B.Walsh	0	0	0	0	29/29	26/35	0	107
M.Asia	10	9	1	0	0/0	0/0	2	64
C.Jennings	6	0	6	0	0/0	0/0	0	36
C.Johnson	2	0	2	0	0/0	0/0	1	14
C.Patterson	2	1	1	0	0/0	0/0	0	12
A.Thielen	2	0	1	1	0/0	0/0	0	12
K.Rudolph	2	0	2	0	0/0	0/0	0	12
J.Wright	2	0	2	0	0/0	0/0	0	12
R.Ellison	1	0	1	0	0/0	0/0	1	8
H.Smith	1	0	0	1	0/0	0/0	0	6
G.Hodges	1	0	0	1	0/0	0/0	0	6
T.Bridgewater	1	1	0	0	0/0	0/0	0	6
A.Barr	1	0	0	1	0/0	0/0	0	6
C.Ford	1	0	1	0	0/0	0/0	0	6
J.Felton	1	0	0	1	0/0	0/0	0	6
E.Griffin	1	0	0	1	0/0	0/0	0	6
C.Ponder	1	1	0	0	0/0	0/0	0	6
VIKINGS	35	12	17	6	29/29	26/35	4	325
OPPONENTS	38	10	26	2	36/37	25/31	4	343

Field Goals	1-19	20-29	30-39	40-49	50+
B. Walsh2/2	4/5	8/10	7/9	5/9
VIKINGS2/2	4/5	8/10	7/9	5/9
OPPONENTS0/0	6/6	9/9	7/10	3/6

Walsh: (52, 46) (48B) (25, 30, 40) (18, 41, 55, 33, 48 WL) (26) (40) (40,55,33) (56WL, 46, 38) () (50, 38WR, 26) (39, 51) (39) (39WR, 20, 56SH) (53WR, 26B, 68SH) (18, 33) (37, 44)
Opponents: (50WL, 56, 46) (48, 47, 0) () (50WL, 52, 44LU) (31) (54, 45) (36, 26) (47WR) (48) (30, 35) (36, 33, 22, 24, 44) (29, 30, 33) (56SH) (48, 25, 43WR, 55)

PassingAtt	Cmp	Yds	Cmp%	Yds/Att	TD	TD%	Int	Int%	Long	Sack	Lost	Rating
T.Bridgewater402	259	2919	64.4%	7.3	14	3.5%	12	3.0%	87t	39	249	85.2
M.Cassel71	41	425	57.7%	6.0	3	4.2%	4	5.6%	28	6	39	65.8
C.Ponder44	22	222	50.0%	5.0	0	0.0%	2	4.5%	18	6	34	45.8
TEAM517	322	3566	62.3%	6.9	17	3.3%	18	3.5%	87t	51	322	79.2
OPPONENTS534	353	3789	66.1%	7.1	26	4.9%	13	2.4%	66t	41	217	92.8

USUAL STARTERS (GAMES STARTED)

OFFENSE	DEFENSE
WR Cordarrelle Patterson (7)	DE Everson Griffen (16)
WR Charles Johnson (6)	DT Sharrif Floyd (11)
LT Matt Kalil (16)	DT Linval Joseph (16)
LG Charlie Johnson (14)	DE Brian Robison (16)
C John Sullivan (16)	LB Anthony Barr (12)
RG Joe Berger (9)	LB Jasper Brinkley (11)
RT Phil Loadholt (11)	LB Chad Greenway (12)
TE Rhett Ellison (13)	CB Captain Munnerlyn(16)
TE Kyle Rudolph (8)	CB Xavier Rhodes (16)
WR Greg Jennings (13)	SS Brian Blanton (13)
QB Teddy Bridgewater (12)	FS Harrison Smith (16)
RB Matt Asiata (9)	

BOLD/Purple = Pro Bowler

Rushing	Att.	Yds.	Avg.	Long	TD
M. Asiata164	570	3.5	19	9
J. McKinnon113	538	4.8	55	0
T. Bridgewater47	209	4.4	16	1
C. Patterson10	117	11.7	67t	1
J. Banyard21	88	4.2	16	0
A. Peterson21	75	3.6	17	0
J. Wright5	71	14.2	27	0
A. Sendejo1	48	48	48	0
B. Tate13	38	2.9	9	0
J. Felton4	27	6.8	21	0
M. Cassel9	18	2	13	0
C. Ponder4	16	4	8	1
C. Johnson1	-11	-11	-11	0
VIKINGS413	1,804	4.4	67t	12
OPPONENTS450	1,943	4.3	53	10

Receiving	No.	Yds	Avg	Long	TD
G.Jennings59	742	12.6	38	6
M.Asia44	312	7.1	41	1
J.Wright42	588	14	87t	2
C.Patterson33	384	11.6	28	2
C.Johnson31	475	15.3	56t	2
J.McKinnon27	135	5	17	0
K.Rudolph24	231	9.6	23	2
C.Ford23	258	11.2	22	1
R.Ellison19	208	10.9	40	1
J.Banyard9	62	6.9	12	0
A.Thielen8	137	17.1	44t	1
A.Peterson2	18	9	9	0
M.Gray1	16	16	16	0
VIKINGS322	3,566	11.1	87t	17
OPPONENTS353	3,789	10.7	66t	26

Punting	No.	Yds	Avg	Net	TB	In	Lg	B
J.Locke75	3318	44.2	38.7	6	21	62	1
VIKINGS76	3318	43.7	38.7	6	21	62	1
OPPONENTS76	3292	43.3	38.4	4	29	63	2

Punt Returns	Ret	FC	Yds	Avg	Long	TD
M.Sherels27	26	297	11	35	0
VIKINGS27	26	297	11	35	0
OPPONENTS39	19	255	6.5	34	0

Kickoff Returns	No.	Yds	Avg	Long	TD
C.Patterson34	871	25.6	51	0
M.Sherels4	110	27.5	46	0
M.Asia4	47	11.8	16	0
J.Felton3	36	12	14	0
A.Thielen2	33	16.5	21	0
R.Ellison2	23	11.5	14	0
J.Trattou2	19	9.5	13	0
M.Gray1	14	14	14	0
C.Ford1	12	12	12	0
J.Banyard1	8	8	8	0
VIKINGS54	1,173	21.7	51	0
OPPONENTS28	579	20.7	67	0

Defensive Leaders:

Tackles - C. Greenway (167), E. Henderson (154), A. Sendejo (104), J. Sanford (79), H. Smith (66).
Sacks - Everson Griffen (12.0), T. Johnson (6.5), S. Floyd (4.5), B. Robison (4.5), A. Barr (4.0), L. Joseph (3.0), H. Smith (3.0), J. Brinkley (3.0), C. Greenway (3.0), D. Wootton (1.0), G. Hodges (0.5).
Interceptions, TDs - H. Smith (5), J. Robinson (2), C. Munnerlyn (2.0), G. Hodges (1), R. Blanton (1.0), X. Rhodes (1.0).
Fumbles Lost - E. Griffin, C. Patterson 1 Total: 2
Opponent Fumble Recoveries - A. Barr 3, A. Exum, Jr. 1, R. Blanton 1, C. Munnerlyn 1 Total: 6

KICKOFF
EXECUTIVES
COACHES
STAFF
PLAYERS
ROOKIES
2014 SEASON
RECORDS
PLAYOFF RECORDS
HISTORY
EXTRA POINTS

ALL-TIME SUPER BOWL RESULTS

SUPER BOWL DATE	RESULT	SITE	MVP
I 1/15/67	Green Bay 35, Kansas City 10	Los Angeles	QB Bart Starr, Green Bay
II 1/14/68	Green Bay 33, Oakland 14	Miami	QB Bart Starr, Green Bay
III 1/12/69	NY Jets 16, Baltimore 7	Miami	QB Joe Namath, NY Jets
IV 1/11/70	Kansas City 23, Minnesota 7	New Orleans	QB Len Dawson, Kansas City
V 1/17/71	Baltimore 16, Dallas 13	Miami	LB Chuck Howley, Dallas
VI 1/16/72	Dallas 24, Miami 3	New Orleans	QB Roger Staubach, Dallas
VII 1/14/73	Miami 14, Washington 7	Los Angeles	S Jake Scott, Miami
VIII 1/13/74	Miami 24, Minnesota 7	Houston	RB Larry Csonka, Miami
IX 1/12/75	Pittsburgh 16, Minnesota 6	New Orleans	RB Franco Harris, Pittsburgh
X 1/18/76	Pittsburgh 21, Dallas 17	Miami	WR Lynn Swann, Pittsburgh
XI 1/9/77	Oakland 32, Minnesota 14	Pasadena	WR Fred Biletnikoff, Oakland
XII 1/15/78	Dallas 27, Denver 10	New Orleans	DT Randy White/DE Harvey Martin, Dallas
XIII 1/21/79	Pittsburgh 35, Dallas 31	Miami	QB Terry Bradshaw, Pittsburgh
XIV 1/20/80	Pittsburgh 31, Los Angeles 19	Pasadena	QB Terry Bradshaw, Pittsburgh
XV 1/25/81	Oakland 27, Philadelphia 10	New Orleans	QB Jim Plunkett, Oakland
XVI 1/24/82	San Francisco 26, Cincinnati 21	Pontiac	QB Joe Montana, San Francisco
XVII 1/30/83	Washington 27, Miami 17	Pasadena	RB John Riggins, Washington
XVIII 1/22/84	LA Raiders 38, Washington 9	Tampa	RB Marcus Allen, LA Raiders
XIX 1/20/85	San Francisco 38, Miami 16	Stanford	QB Joe Montana, San Francisco
XX 1/26/86	Chicago 46, New England 10	New Orleans	DE Richard Dent, Chicago
XXI 1/25/87	NY Giants 39, Denver 20	Pasadena	QB Phil Simms, NY Giants
XXII 1/31/88	Washington 42, Denver 10	San Diego	QB Doug Williams, Washington
XXIII 1/22/89	San Francisco 20, Cincinnati 16	South Florida	WR Jerry Rice, San Francisco
XXIV 1/28/90	San Francisco 55, Denver 10	New Orleans	QB Joe Montana, San Francisco
XXV 1/27/91	NY Giants 20, Buffalo 19	Tampa	RB Ottis Anderson, NY Giants
XXVI 1/26/92	Washington 37, Buffalo 24	Minneapolis	QB Mark Rypien, Washington
XXVII 1/31/93	Dallas 52, Buffalo 17	Pasadena	QB Troy Aikman, Dallas
XXVIII 1/30/94	Dallas 30, Buffalo 13	Atlanta	RB Emmitt Smith, Dallas
XXIX 1/29/95	San Francisco 49, San Diego 26	South Florida	QB Steve Young, San Francisco
XXX 1/28/96	Dallas 27, Pittsburgh 17	Tempe	CB Larry Brown, Dallas
XXXI 1/26/97	Green Bay 35, New England 21	New Orleans	KR/PR Desmond Howard, Green Bay
XXXII 1/25/98	Denver 31, Green Bay 24	San Diego	RB Terrell Davis, Denver
XXXIII 1/31/99	Denver 34, Atlanta 19	South Florida	QB John Elway, Denver
XXXIV 1/30/00	St. Louis 23, Tennessee 16	Atlanta	QB Kurt Warner, St. Louis
XXXV 1/28/01	Baltimore 34, NY Giants 7	Tampa	LB Ray Lewis, Baltimore
XXXVI 2/3/02	New England 20, St. Louis 17	New Orleans	QB Tom Brady, New England
XXXVII 1/26/03	Tampa Bay 48, Oakland 21	San Diego	S Dexter Jackson, Tampa Bay
XXXVIII 2/1/04	New England 32, Carolina 29	Houston	QB Tom Brady, New England
XXXIX 2/6/05	New England 24, Philadelphia 21	Jacksonville	WR Deion Branch, New England
XL 2/5/06	Pittsburgh 21, Seattle 10	Detroit	WR Hines Ward, Pittsburgh
XLI 2/4/07	Indianapolis 29, Chicago 17	South Florida	QB Peyton Manning, Indianapolis
XLII 2/3/08	NY Giants 17, New England 14	Glendale	QB Eli Manning, NY Giants
XLIII 2/1/09	Pittsburgh 27, Arizona 23	Tampa	WR Santonio Holmes, Pittsburgh
XLIV 2/7/10	New Orleans 31, Indianapolis 17	South Florida	QB Drew Brees, New Orleans
XLV 2/6/11	Green Bay 31, Pittsburgh 25	North Texas	QB Aaron Rodgers, Green Bay
XLVI 2/5/12	NY Giants 21, New England 17	Indianapolis	QB Eli Manning, NY Giants
XLVII 2/3/13	Baltimore 34, San Francisco 31	New Orleans	QB Joe Flacco, Baltimore
XLVIII 2/2/14	Seattle 43, Denver 8	East Rutherford	LB Malcolm Smith, Seattle
XLIX 2/1/15	New England 28, Seattle 24	Glendale	QB Tom Brady, New England

FUTURE SUPER BOWLS

50 2/7/16	Levi's Stadium, Santa Clara, CA
LI 2/5/17	NRG Stadium, Houston, TX
LII 2/4/18*	U.S. Bank Stadium, Minneapolis, MN

*tentative dates

HOMES OF THE VIKINGS



The Vikings played their home games for 21 seasons (1961-81) at Metropolitan Stadium. The team has played its games for the last 32 seasons (1982-2013) at Mall of America Field at the Hubert H. Humphrey Metrodome. Funded initially through the sale of 30-year bonds, the Metrodome's debt was retired 14 years ahead of schedule. The Vikings will move outdoors to the campus of the University of Minnesota for two seasons (2014-15) while U.S. Bank Stadium is being constructed. Ground breaking for the new facility took place in December 2012. The team will begin play in U.S. Bank Stadium, located on the previous location of the Metrodome, for the 2016 season. U.S. Bank Stadium will play host to Super Bowl LII in February 2018, the 2nd Super Bowl that has been hosted by Minnesota.

The Vikings have called two stadiums "home" in their 54-year history: Metropolitan Stadium in Bloomington, and Mall of America Field at the Hubert H. Humphrey Metrodome in Minneapolis. On September 10, 1961, the Vikings played their first-ever home game, a 21-17 preseason loss to the LA Rams at Metropolitan Stadium. Over 21 seasons the Vikings compiled a 97-59-4 record, including playoffs, at Met Stadium and possessed one of the most dominant home field advantages in professional football. On December 20, 1981, the Vikings played the last game at the Met, a 10-6 loss to the Kansas City Chiefs. Capacity of the Met was 48,446 in the stadium's final year. The Vikings played their last season in the Metrodome in 2013 after the passage of a new stadium bill. The new Vikings stadium will be built on the current Metrodome site with an expected completion date in time for the 2016 NFL season. During construction the Vikings will play their home games on the University of Minnesota's campus.

The Vikings moved indoors in 1982 to the Metrodome in downtown Minneapolis. Seating capacity for the Metrodome was 64,134. It also featured two Sony Jumbotron replay screens and 115 private suites owned and operated by the Vikings. In 32 seasons at the Metrodome the Vikings owned a 168-92 record, which includes a 6-4 mark in NFL playoff action. The 2013 season marked the Vikings 32nd campaign playing their home games in the Metrodome, 11 seasons longer than the Vikings played at Metropolitan Stadium. Construction of the Metrodome was financed through a successful partnership of public and private interests. Funded initially through the sale of 30-year bonds, the facility's debt was retired 14 years ahead of schedule. The Minnesota Vikings were largely responsible for the tenant-generated portion of the funding that retired that debt. The Metrodome had been host to many marquee sporting events, including Super Bowl XXVI, the 1987 and 1991 World Series, the 1985 Major League Baseball All-Star Game, the 1992 and 2001 NCAA Final Four basketball tournaments and the 1998 NFC Championship Game. The Metrodome also hosted an NCAA Men's Basketball Regional in 2000, 2003, and 2005.

Metropolitan Stadium

First Vikings Regular Season Game: vs. Chicago (9/17/61), 37-13 Vikings win
Total Vikings Home Record at Met Stadium: 97-59-4 (.606), 160 games (regular season/playoffs)

Mall of America Field at the Hubert H. Humphrey Metrodome

First Vikings Regular Season Game: vs. Tampa Bay (9/12/82), 17-10 Vikings win
Total Vikings Home Record at Metrodome: 168-92-0 (.646), 260 games (regular season/playoffs)

TCF Bank Stadium

First Vikings Regular Season Game: vs. Chicago Bears (12/20/10), 40-14 Vikings loss
Total Vikings Home Record at TCF Bank Stadium: 5-4 (.555), 9 games (regular season/playoffs)

VIKINGS RANK AMONG NFL'S ALL-TIME LEADERS

The Vikings have been a dominant presence on NFL fields since the 1970 AFL-NFL merger. The Vikings have a 386-307-3 mark since 1970, a win total that trails only Dallas and San Francisco in the NFC and is the 6th-most wins in the NFL over that span. The Vikings home field advantage, a 232-116-1 record, is the best in the NFC since the merger and ranks tied for 4th in the NFL.

NFL RECORDS SINCE THE 1970 AFL-NFL MERGER

Pittsburgh.....	423-271-2
Dallas.....	409-287-0
Miami.....	408-286-2
Denver.....	405-285-6
San Francisco.....	395-298-4
New England.....	387-309-0
Minnesota.....	386-307-3

NFL HOME RECORDS SINCE 1970 AFL-NFL MERGER- WINS

Pittsburgh.....	250-97-1
Denver.....	243-102-4
Minnesota.....	232-116-1
Miami.....	231-115-1
Dallas.....	230-118-0
New England.....	222-126-0
San Francisco.....	216-129-3



EXTRA POINTS

2015 VERIZON VIKINGS TRAINING CAMP

In 2015, the Minnesota Vikings will call Mankato their summer home for the Verizon Vikings Training Camp for the 50th-straight season. Close to 70,000 fans attended the 2014 Verizon Vikings Training Camp to observe daily practices and take part in all the fun and fanfare in the Vikings Village.

Players report for camp on Saturday, July 25 on the campus of Minnesota State University, Mankato.

The team typically practices twice daily and the Northland Ford Autograph Zone will return in 2015 where fans can get their favorite players' autographs following selected practices. On the evening of Saturday, August 1st the Vikings will hold a team introduction in Blakeslee Stadium. Verizon Vikings Training Camp will conclude on Thursday, August 13th with Fan Appreciation Day. The Vikings will officially break camp on Friday, August 14th but practices on that day will be closed to the public.

For a full schedule of practice dates and times, event listings and more information, visit www.vikings.com.

Training Camp Facts

Location: Mankato is located 80 miles south of the Twin Cities off of Highway 169.

Headquarters: Verizon Vikings Training Camp headquarters is on the campus of Minnesota State University, Mankato.

Media: All media should report to the Verizon Vikings Training Camp media headquarters in Pennington Hall on the campus of MSU, Mankato. Credentials and parking information will be distributed at Pennington Hall.



Minnesota State University, Mankato's Blakeslee Stadium has played host to Vikings training camps since 1966. From 1961-65 the Vikings held training camp on the campus of Bemidji State University.

VIKINGS ENTERTAINMENT NETWORK KEEPS FANS IN THE GAME

Vikings Entertainment Network (VEN) is the umbrella for all Vikings content and entertainment initiatives including Preseason TV, team TV shows, vikings.com, in-stadium programming as well as the Minnesota Vikings Cheerleaders (MVC), Skol Line Drum Team, and Viktor the Viking.

In 2015, Vikings Preseason TV will again be simulcast with games airing LIVE locally on FOX 9 KMSP as well as on KFAN 100.3 FM and the Vikings Radio Network. The simulcast team of Paul Allen, Pete Bercich, Greg Coleman and Ben Leber will return.

Vikings: Beyond the Gridiron, the Emmy Award winning documentary-style show focuses on the rare inside access that only a team network can provide. Beyond the Gridiron is in its 4th season and is co-produced by VEN and Elite Edge Productions and airs Fridays on My 29 WFTC, and Sundays on FOX 9 KMSP and Fox Sports North.

Vikings GamePlan is back for a 9th season as the team's pregame TV show. Hosted by Paul Allen, GamePlan features interviews with current players, Vikings Head Coach Mike Zimmer, game film review, and expert analysis. Vikings GamePlan is produced by VEN and airs Sundays on FOX 9 KMSP and Fox Sports North.

Vikings Connected is a Vikings fan-centric show driven by digital content and is co-hosted by Erin Newburg and former Vikings linebacker Ben Leber. Fans can interact with the show throughout the season by using #VikingsConnected. Vikings Connected is produced by VEN and airs Saturday nights on My 29 WFTC and Sundays on Fox Sports North. Vikings.com provides the most team content, with daily in-season video features and team updates. Vikings.com is your source for everything purple.

For comments or questions regarding Vikings Entertainment Network, please email entertainment@vikings.nfl.net



MINNESOTA VIKINGS RADIO NETWORK

VOICES OF THE VIKINGS

Entering his 14th season in 2015 as the Vikings radio play-by-play voice is KFAN radio mid-day personality Paul Allen. Joining Allen as the color commentator is former Vikings LB and coach Pete Berlich.



Allen served as the Vikings Internet web cast play-by-play voice during the 2000 season and called one Vikings game during the 2001 season.

Berlich returns for his 10th season with the broadcasts in 2015 and brings a decade of NFL experience from the field and sideline. A 7th-round draft pick by the Vikings in 1994, Berlich overcame the odds and played for the team from 1995-2000. A standout special teamer, Berlich parlayed his knowledge of the game into a job coaching with the team from 2002-05.

Joining Allen and Berlich from the sidelines and co-hosting the pre-game show will be former Vikings punter Greg Coleman. Coleman punted for the Vikings from 1978-87 and is the team's all-time leader in punts (721), punting yards (29,391) and ranks 2nd in punts inside the 20-yard line (154).



Pete Berlich, Paul Allen and Greg Coleman

KFAN-FM (100.3) and KTLK-AM (1130 AM) serve as the flagship stations for the Minnesota Vikings Radio Network, which includes outlets in six states.

MINNESOTA

MARKET	STATION	FREQUENCY
Twin Cities	KFAN-FM	100.3
Twin Cities	KTLK-AM	1130
Aitkin	KKIN-FM	94.3
Albert Lea	KQPR-FM	96.1
Alexandria	KIKV-FM	100.7
Bemidji	KBUN-AM	1450
Blue Earth	KBWE-FM	98.1
Brainerd	KBLB-FM	93.3
Brainerd	KBLB-AM	1380
Crookston	KROX-AM	1260
Dassel-Hutch	KARP-FM	106.9
Detroit Lakes	KBOT-FM	104.1
Detroit Lakes	KDLM-AM	1340
Duluth	KQDS-FM	92.1
Duluth	KQDS-AM	1490
Ely	WELY-AM	1450
Eveleth	KRBT-AM	1340
Fergus Falls	KBRF-AM	1250
Grand Rapids	KMFY-FM	96.9
Glencoe	KGLB-AM	1310
Hibbing	WMNT-AM	650
Int'l Falls	KSDM-FM	104.1
Jackson	KRAQ-FM	105.7
Marshall	KARL-FM	105.1
Mankato	KYSM-AM	1230
Mankato	KXLP-FM	94.1
Morris	KKOK-FM	95.7
New Ulm	KNUJ-FM	107.3
Pine City	WCMP-FM	100.9
Rochester	KRCH-FM	101.7
Rochester	KWEB-AM	1270
Roseau	KKWQ-FM	92.5
Saint Cloud	WJON-AM	1240
Saint Cloud	KXXS-AM	1390
Spring Grove	KQYB-FM	98.3
Thief River	KTRF-AM	1230
Wadena	KKWS-FM	105.9

Waseca	KRUE-AM	1170
Willmar	KWLM-AM	1340
Winona	KWNO-AM	1380
Worthington	KWOA-AM	730

IOWA

Des Moines	KXNO-AM	1460
Sioux City	KMNS-AM	620
Spencer	KICD-AM	1240

NORTH DAKOTA

Bismark	KFYR-AM	550
Carrington	KDAK-AM	1600
Devils Lake	KDLR-AM	1240
Dickinson	KLTC-AM	1460
Fargo	KRWK-FM	101.9
Fargo	KVOX-AM	740
Grand Forks	KKXL-AM	1440
Valley City	KOVC-AM	1490
Williston	KEYZ-AM	660

SOUTH DAKOTA

Aberdeen	KSDN-AM	930
Pierre/Mobridge	KMLO-FM	100.7
Sisseton	KBWS-FM	102.9
Sioux Falls	KWSN-AM	1230
Watertown	KPHR-FM	106.3
Yankton	WNAX-AM	570

WISCONSIN

Eau Claire	WMEQ-FM	880
Hayward	WHSM-FM	101.0
LaCrosse	KQYB-FM	98.3
Rice Lake	WKFX-FM	99.1

VIKINGS MEDIA POLICY



INTERVIEW REQUESTS: All interview requests for Minnesota Vikings players, coaches, executives or staff members should be directed to the Public Relations Department. Phone interviews must be arranged at least two days in advance and will be subject to availability. Head Coach Mike Zimmer will hold a press conference the day following games and Wednesday of a regular game week at Winter Park and will make a weekly conference call to speak with the opposing team's assembled media.

OPEN LOCKER ROOM PERIOD: The Vikings' locker room is open to accredited media during the week at scheduled times. Head Coach Mike Zimmer will address assembled media on Wednesday of a regular game week at Winter Park during this period. Television standups and live shots are prohibited during press conferences. Vikings players will also be available to the media with the assistance of Public Relations staffers of the Vikings. Players and coaches are not available for interviews on Tuesdays, the day before a game or on game day until after the game.

PRACTICE REGULATIONS: The Vikings practices at Winter Park on Wednesday, Thursday and Friday are open through individual drills to accredited media. Practices are open for filming through individual drills.

GAME CREDENTIALS: Credential requests are honored for accredited media on specific assignments and must be made through the Vikings' Public Relations Department. Credentials will not be issued to writers or photographers working on a free-lance basis unless the request is made by a recognized publication or news organization. Season-long credentials are issued in July; game-by-game credentials must be requested at least one week prior to each home game. Game day credentials may be picked up at Media Will Call located at the Dodge County Gate on the south side of the stadium starting three hours before kickoff. All credential requests must be sent to Jon Ekstrom (ekstromj@vikings.nfl.net).

PRESS RELEASES: The Vikings' weekly press release may be obtained from the team or on Vikings.com and nflmedia.com. The team's weekly injury report, which is first released on Wednesday, can also be acquired the same way.

STILL PHOTOGRAPHY: Still photography is not allowed in the locker room at Winter Park or TCF Bank Stadium at any time.

MEDIA CONTACTS: Media requests can be submitted to the Vikings Public Relations staff: Bob Hagan, Executive Director of Public Relations (haganb@vikings.nfl.net); Tom West, Assistant Director of Public Relations (westt@vikings.nfl.net); Jeff Anderson, Executive Director of Communications (andersonj@vikings.nfl.net); Jon Ekstrom, Public Relations Manager (ekstromj@vikings.nfl.net) or Sam Newton, Public Relations Assistant (newtonsam@vikings.nfl.net). The general office phone is 952-828-6500.



2015 NATIONAL FOOTBALL LEAGUE SCHEDULE

ALL TIMES CENTRAL

* Subject to flex scheduling

PRESEASON

SUNDAY, AUGUST 9

HALL OF FAME GAME (CANTON, OH)

Pittsburgh vs. Minnesota7:00

PRESEASON WEEK 1

THURSDAY, AUGUST 13

New Orleans at Baltimore6:30

New York Jets at Detroit6:30

Green Bay at New England6:30

Washington at Cleveland7:00

Miami at Chicago7:00

Dallas at San Diego9:00

FRIDAY, AUGUST 14

Tennessee at Atlanta6:00

Carolina at Buffalo6:00

New York Giants at Cincinnati6:30

Pittsburgh at Jacksonville6:30

St. Louis at Oakland9:00

Denver at Seattle9:00

SATURDAY, AUGUST 15

Tampa Bay at Minnesota7:00

San Francisco at Houston7:00

Kansas City at Arizona8:00

SUNDAY, AUGUST 16

Indianapolis at Philadelphia Noon

PRESEASON WEEK 2

THURSDAY, AUGUST 20

Detroit at Washington6:30

Buffalo at Cleveland7:00

FRIDAY, AUGUST 21

Atlanta at New York Jets6:30

Seattle at Kansas City7:00

SATURDAY, AUGUST 22

Oakland at Minnesota7:00

Miami at Carolina6:00

Baltimore at Philadelphia6:00

Chicago at Indianapolis6:30

New England at New Orleans6:30

Jacksonville at New York Giants6:30

Denver at Houston7:00

San Diego at Arizona9:00

SUNDAY, AUGUST 23

Green Bay at Pittsburgh7:00

Dallas at San Francisco7:00

St. Louis at Tennessee7:00

MONDAY, AUGUST 24

Cincinnati at Tampa Bay7:00

PRESEASON WEEK 3

FRIDAY, AUGUST 28

New England at Carolina6:30

Detroit at Jacksonville7:00

Tennessee at Kansas City7:00

SATURDAY, AUGUST 29

Minnesota at Dallas6:00

Pittsburgh at Buffalo3:00

Atlanta at Miami6:00

New York Jets at New York Giants ..6:00

Cleveland at Tampa Bay6:00

Washington at Baltimore6:30

Chicago at Cincinnati6:30

Philadelphia at Green Bay7:00

Indianapolis at St. Louis7:00

Seattle at San Diego7:00

San Francisco at Denver8:00

SUNDAY, AUGUST 30

Houston at New Orleans3:00

Arizona at Oakland7:00

PRESEASON WEEK 4

THURSDAY, SEPTEMBER 3

Minnesota at Tennessee7:00

Baltimore at Atlanta6:00

New Orleans at Green Bay6:00

Cincinnati at Indianapolis6:00

Tampa Bay at Miami6:00

Philadelphia at New York Jets6:00

Buffalo at Detroit6:30

New York Giants at New England6:30

Carolina at Pittsburgh6:30

Jacksonville at Washington6:30

Cleveland at Chicago7:00

Houston at Dallas7:00

Kansas City at St. Louis7:00

Arizona at Denver8:00

San Diego at San Francisco9:00

Oakland at Seattle9:00

REGULAR SEASON WEEK 1

(KICKOFF WEEKEND)

THURSDAY, SEPTEMBER 10

Pittsburgh at New England7:30

SUNDAY, SEPTEMBER 13

Indianapolis at Buffalo Noon

Green Bay at Chicago Noon

Kansas City at Houston Noon

Carolina at Jacksonville Noon

Cleveland at New York Jets Noon

Seattle at St. Louis Noon

Miami at Washington Noon

New Orleans at Arizona3:05

Detroit at San Diego3:05

Baltimore at Denver3:25

Cincinnati at Oakland3:25

Tennessee at Tampa Bay3:25

New York Giants at Dallas7:30

MONDAY, SEPTEMBER 14

Minnesota at San Francisco9:20

Philadelphia at Atlanta6:10

REGULAR SEASON WEEK 2

THURSDAY, SEPTEMBER 17

Denver at Kansas City7:25

SUNDAY, SEPTEMBER 20

Detroit at Minnesota Noon

New England at Buffalo Noon

Houston at Carolina Noon

Arizona at Chicago Noon

San Diego at Cincinnati Noon

Tennessee at Cleveland Noon

Tampa Bay at New Orleans Noon

Atlanta at New York Giants Noon

San Francisco at Pittsburgh Noon

St. Louis at Washington Noon

Miami at Jacksonville3:05

Baltimore at Oakland3:05

Dallas at Philadelphia3:25

Seattle at Green Bay7:30

MONDAY, SEPTEMBER 21

New York Jets at Indianapolis7:30

REGULAR SEASON WEEK 3

THURSDAY, SEPTEMBER 24

Washington at New York Giants7:25

SUNDAY, SEPTEMBER 27

San Diego at Minnesota Noon

Cincinnati at Baltimore Noon

New Orleans at Carolina Noon

Oakland at Cleveland Noon

Atlanta at Dallas Noon

Tampa Bay at Houston Noon

Jacksonville at New England Noon

Philadelphia at New York Jets Noon

Pittsburgh at St. Louis Noon

Indianapolis at Tennessee Noon

San Francisco at Arizona3:05

Buffalo at Miami3:25

Chicago at Seattle3:25

Denver at Detroit7:30

MONDAY, SEPTEMBER 28

Kansas City at Green Bay7:30

REGULAR SEASON WEEK 4

(BYE: Tennessee, New England)

THURSDAY, OCTOBER 1

Baltimore at Pittsburgh7:25

SUNDAY, OCTOBER 4

Minnesota at Denver3:25

New York Jets at Miami (London) ..8:30 AM

Houston at Atlanta Noon

New York Giants at Buffalo Noon

Oakland at Chicago Noon

Kansas City at Cincinnati Noon

Jacksonville at Indianapolis Noon

Carolina at Tampa Bay Noon

Philadelphia at Washington Noon

Cleveland at San Diego3:05

St. Louis at Arizona3:25

Green Bay at San Francisco3:25

Dallas at New Orleans7:30

MONDAY, OCTOBER 5

Detroit at Seattle7:30

REGULAR SEASON WEEK 5

(BYE: Carolina, Miami, Minnesota, NY

Jets)

THURSDAY, OCTOBER 8

Indianapolis at Houston7:25

SUNDAY, OCTOBER 11

Washington at Atlanta Noon

Cleveland at Baltimore Noon

Seattle at Cincinnati Noon

St. Louis at Green Bay Noon

Chicago at Kansas City Noon

New Orleans at Philadelphia Noon

Jacksonville at Tampa Bay Noon

Buffalo at Tennessee Noon

Arizona at Detroit3:05

New England at Dallas3:25

Denver at Oakland3:25

San Francisco at New York Giants *.7:30

MONDAY, OCTOBER 12

Pittsburgh at San Diego7:30

REGULAR SEASON WEEK 6

(BYE: Dallas, Oakland, St. Louis, Tampa

Bay)

THURSDAY, OCTOBER 15

Atlanta at New Orleans7:25

SUNDAY, OCTOBER 18

Kansas City at Minnesota Noon

Cincinnati at Buffalo Noon

Denver at Cleveland Noon

Chicago at Detroit Noon

Houston at Jacksonville Noon

Washington at New York Jets Noon

Arizona at Pittsburgh Noon

Miami at Tennessee Noon

Carolina at Seattle3:05

San Diego at Green Bay3:25

Baltimore at San Francisco3:25

New England at Indianapolis *.7:30

MONDAY, OCTOBER 19

New York Giants at Philadelphia7:30

REGULAR SEASON WEEK 7

(BYE: Chicago, Cincinnati, Denver, Green

Bay)

THURSDAY, OCTOBER 22

Seattle at San Francisco7:25

SUNDAY, OCTOBER 25

Minnesota at Detroit Noon

Buffalo at Jacksonville (London) ..8:30 AM

New Orleans at Indianapolis Noon

Pittsburgh at Kansas City Noon

Houston at Miami Noon

KICKOFF
EXECUTIVES
COACHES
STAFF
PLAYERS
ROOKIES
2014 SEASON
RECORDS
PLAYOFF RECORDS
HISTORY
EXTRA POINTS

New York Jets at New England.....	Noon
Cleveland at St. Louis.....	Noon
Atlanta at Tennessee.....	Noon
Tampa Bay at Washington.....	Noon
Oakland at San Diego.....	3:05
Dallas at New York Giants.....	3:25
Philadelphia at Carolina *.....	7:30
MONDAY, OCTOBER 26	
Baltimore at Arizona.....	7:30

REGULAR SEASON WEEK 8 (BYE: Buffalo, Jacksonville, Philadelphia, Washington)

THURSDAY, OCTOBER 29

Miami at New England.....	7:25
---------------------------	------

SUNDAY, NOVEMBER 1

Minnesota at Chicago..... Noon

Detroit at Kansas City (London).....	8:30 AM
Tampa Bay at Atlanta.....	Noon
San Diego at Baltimore.....	Noon
Arizona at Cleveland.....	Noon
Tennessee at Houston.....	Noon
New York Giants at New Orleans... ..	Noon
Cincinnati at Pittsburgh.....	Noon
San Francisco at St. Louis.....	Noon
New York Jets at Oakland.....	3:05
Seattle at Dallas.....	3:25
Green Bay at Denver *.....	7:30

MONDAY, NOVEMBER 2

Indianapolis at Carolina.....	7:30
-------------------------------	------

REGULAR SEASON WEEK 9 (BYE: Arizona, Baltimore, Detroit, Houston, Kansas City, Seattle)

THURSDAY, NOVEMBER 5

Cleveland at Cincinnati.....	7:25 PM
------------------------------	---------

SUNDAY, NOVEMBER 8

St. Louis at Minnesota.....	Noon
Miami at Buffalo.....	Noon
Green Bay at Carolina.....	Noon
Washington at New England.....	Noon
Tennessee at New Orleans.....	Noon
Jacksonville at New York Jets.....	Noon
Oakland at Pittsburgh.....	Noon
Atlanta at San Francisco.....	3:05
New York Giants at Tampa Bay.....	3:05
Denver at Indianapolis.....	3:25
Philadelphia at Dallas *.....	7:30

MONDAY, NOVEMBER 9

Chicago at San Diego.....	7:30
---------------------------	------

REGULAR SEASON WEEK 10 (BYE: Atlanta, Indianapolis, San Diego, San Francisco)

THURSDAY, NOVEMBER 12

Buffalo at New York Jets.....	7:25
-------------------------------	------

SUNDAY, NOVEMBER 15

Minnesota at Oakland..... 3:05

Jacksonville at Baltimore.....	Noon
Detroit at Green Bay.....	Noon
Miami at Philadelphia.....	Noon
Cleveland at Pittsburgh.....	Noon
Chicago at St. Louis.....	Noon
Dallas at Tampa Bay.....	Noon
Carolina at Tennessee.....	Noon
New Orleans at Washington.....	Noon
Kansas City at Denver.....	3:25
New England at New York Giants.....	3:25
Arizona at Seattle *.....	7:30

MONDAY, NOVEMBER 16

Houston at Cincinnati.....	7:30
----------------------------	------

REGULAR SEASON WEEK 11 (BYE: Cleveland, New Orleans, NY Giants, Pittsburgh)

THURSDAY, NOVEMBER 19

Tennessee at Jacksonville.....	7:25
--------------------------------	------

SUNDAY, NOVEMBER 22

Green Bay at Minnesota..... Noon

Indianapolis at Atlanta.....	Noon
St. Louis at Baltimore.....	Noon
Washington at Carolina.....	Noon
Denver at Chicago.....	Noon
Oakland at Detroit.....	Noon
New York Jets at Houston.....	Noon
Dallas at Miami.....	Noon
Tampa Bay at Philadelphia.....	Noon
Cincinnati at Arizona.....	3:05
San Francisco at Seattle.....	3:25
Kansas City at San Diego *.....	7:30

MONDAY, NOVEMBER 23

Buffalo at New England.....	7:30
-----------------------------	------

REGULAR SEASON WEEK 12 THURSDAY, NOVEMBER 26

Philadelphia at Detroit.....	12:30
Carolina at Dallas.....	3:30
Chicago at Green Bay.....	7:30

SUNDAY, NOVEMBER 29

Minnesota at Atlanta..... Noon

St. Louis at Cincinnati.....	Noon
New Orleans at Houston.....	Noon
Tampa Bay at Indianapolis.....	Noon
San Diego at Jacksonville.....	Noon
Buffalo at Kansas City.....	Noon
Miami at New York Jets.....	Noon
Oakland at Tennessee.....	Noon
New York Giants at Washington.....	Noon
Arizona at San Francisco.....	3:05
Pittsburgh at Seattle.....	3:25
New England at Denver *.....	7:30

MONDAY, NOVEMBER 30

Baltimore at Cleveland.....	7:30
-----------------------------	------

REGULAR SEASON WEEK 13 THURSDAY, DECEMBER 3

Green Bay at Detroit.....	7:25
---------------------------	------

SUNDAY, DECEMBER 6

Seattle at Minnesota..... Noon

Houston at Buffalo.....	Noon
San Francisco at Chicago.....	Noon
Cincinnati at Cleveland.....	Noon
Baltimore at Miami.....	Noon
Carolina at New Orleans.....	Noon
New York Jets at New York Giants... ..	Noon
Arizona at St. Louis.....	Noon
Atlanta at Tampa Bay.....	Noon
Jacksonville at Tennessee.....	Noon
Kansas City at Oakland.....	3:05
Denver at San Diego.....	3:05
Philadelphia at New England.....	3:25
Indianapolis at Pittsburgh *.....	7:30

MONDAY, DECEMBER 7

Dallas at Washington.....	7:30
---------------------------	------

REGULAR SEASON WEEK 14 THURSDAY, DECEMBER 10

Minnesota at Arizona..... 7:25 PM

SUNDAY, DECEMBER 13

Atlanta at Carolina.....	Noon PM
Washington at Chicago.....	Noon PM
Pittsburgh at Cincinnati.....	Noon PM
San Francisco at Cleveland.....	Noon PM
New England at Houston.....	Noon PM
Indianapolis at Jacksonville.....	Noon PM
San Diego at Kansas City.....	Noon PM
Tennessee at New York Jets.....	Noon PM
Buffalo at Philadelphia.....	Noon PM
Detroit at St. Louis.....	Noon PM
New Orleans at Tampa Bay.....	Noon PM
Oakland at Denver.....	3:05 PM
Dallas at Green Bay.....	3:25 PM
Seattle at Baltimore *.....	7:30 PM

MONDAY, DECEMBER 14

New York Giants at Miami.....	7:30 PM
-------------------------------	---------

REGULAR SEASON WEEK 15 THURSDAY, DECEMBER 17

Tampa Bay at St. Louis.....	7:25
-----------------------------	------

SATURDAY, DECEMBER 19

New York Jets at Dallas.....	7:25
------------------------------	------

SUNDAY, DECEMBER 20

Chicago at Minnesota..... Noon

Kansas City at Baltimore.....	Noon
Houston at Indianapolis.....	Noon
Atlanta at Jacksonville.....	Noon
Tennessee at New England.....	Noon
Carolina at New York Giants.....	Noon
Arizona at Philadelphia.....	Noon
Buffalo at Washington.....	Noon
Green Bay at Oakland.....	3:05
Cleveland at Seattle.....	3:05
Denver at Pittsburgh.....	3:25
Miami at San Diego.....	3:25
Cincinnati at San Francisco *.....	7:30

MONDAY, DECEMBER 21

Detroit at New Orleans.....	7:30
-----------------------------	------

REGULAR SEASON WEEK 16 THURSDAY, DECEMBER 24

San Diego at Oakland.....	7:25 PM
---------------------------	---------

SATURDAY, DECEMBER 26

Washington at Philadelphia.....	7:25 PM
---------------------------------	---------

SUNDAY, DECEMBER 27

New York Giants at Minnesota..... Noon

Carolina at Atlanta.....	Noon
Dallas at Buffalo.....	Noon
San Francisco at Detroit.....	Noon
Cleveland at Kansas City.....	Noon
Indianapolis at Miami.....	Noon
Jacksonville at New Orleans.....	Noon
New England at New York Jets.....	Noon
Chicago at Tampa Bay.....	Noon
Houston at Tennessee.....	Noon
Green Bay at Arizona.....	3:25
St. Louis at Seattle.....	3:25
Pittsburgh at Baltimore *.....	7:30

MONDAY, DECEMBER 28

Cincinnati at Denver.....	7:30
---------------------------	------

REGULAR SEASON WEEK 17 SUNDAY, JANUARY 3

Minnesota at Green Bay..... Noon

New Orleans at Atlanta.....	Noon
New York Jets at Buffalo.....	Noon
Tampa Bay at Carolina.....	Noon
Detroit at Chicago.....	Noon
Baltimore at Cincinnati.....	Noon
Pittsburgh at Cleveland.....	Noon
Washington at Dallas.....	Noon
Jacksonville at Houston.....	Noon
Tennessee at Indianapolis.....	Noon
Oakland at Kansas City.....	Noon
New England at Miami.....	Noon
Philadelphia at New York Giants....	Noon
Seattle at Arizona.....	3:25
San Diego at Denver.....	3:25
St. Louis at San Francisco.....	3:25

* Subject to flex scheduling

NOTES

EXTRA POINTS

HISTORY

PLAYOFF RECORDS

RECORDS

2014 SEASON

ROOKIES

PLAYERS

STAFF

COACHES

EXECUTIVES

KICKOFF

NOTES

EXTRA POINTS

HISTORY

PLAYOFF RECORDS

RECORDS

2014 SEASON

ROOKIES

PLAYERS

STAFF

COACHES

EXECUTIVES

KICKOFF

NOTES

EXTRA POINTS

HISTORY

PLAYOFF RECORDS

RECORDS

2014 SEASON

ROOKIES

PLAYERS

STAFF

COACHES

EXECUTIVES

KICKOFF

NOTES

EXTRA POINTS

HISTORY

PLAYOFF RECORDS

RECORDS

2014 SEASON

ROOKIES

PLAYERS

STAFF

COACHES

EXECUTIVES

KICKOFF

NOTES

EXTRA POINTS

HISTORY

PLAYOFF RECORDS

RECORDS

2014 SEASON

ROOKIES

PLAYERS

STAFF

COACHES

EXECUTIVES

KICKOFF



MINNESOTA VIKINGS

2015 SEASON SCHEDULE

PRESEASON

DAY	DATE	OPPONENT	TIME (CT)	TELEVISION	RADIO
Sat.	Aug.9	Pittsburgh Steelers (Canton)	7:00 p.m.	NBC	KFAN/KTLK
Sat	Aug 15	Tampa Bay Buccaneers	7:00 PM	KMSP	KFAN/KTLK
Sat	Aug 22	Oakland Raiders	7:00 PM	KMSP	KFAN/KTLK
Sat	Aug 29	at Dallas Cowboys	6:00 PM	KMSP	KFAN/KTLK
Thu	Sept 3	at Tennessee Titans	7:00 PM	KMSP	KFAN/KTLK

REGULAR SEASON

DAY	DATE	OPPONENT	TIME (CT)	TELEVISION	RADIO
Mon	Sept 14	at San Francisco 49ers	9:20 PM	ESPN	KFAN/KTLK
Sun	Sept 20	Detroit Lions	Noon	FOX	KFAN/KTLK
Sun	Sept 27	San Diego Chargers	Noon	CBS	KFAN/KTLK
Sun	Oct 4	at Denver Broncos	3:25 PM	FOX	KFAN/KTLK
Sun	Oct 11	BYE			
Sun	Oct 18	Kansas City Chiefs	Noon*	CBS	KFAN/KTLK
Sun	Oct 25	at Detroit Lions	Noon*	FOX	KFAN/KTLK
Sun	Nov 1	at Chicago Bears	Noon*	FOX	KFAN/KTLK
Sun	Nov 8	St. Louis Rams	Noon*	FOX	KFAN/KTLK
Sun	Nov 15	at Oakland Raiders	3:05 PM	FOX	KFAN/KTLK
Sun	Nov 22	Green Bay Packers	Noon*	FOX	KFAN/KTLK
Sun	Nov 29	at Atlanta Falcons	Noon*	FOX	KFAN/KTLK
Sun	Dec 6	Seattle Seahawks	Noon*	FOX	KFAN/KTLK
Thurs	Dec 10	at Arizona Cardinals	7:25 PM	NFLN	KFAN/KTLK
Sun	Dec 20	Chicago Bears	Noon*	FOX	KFAN/KTLK
Sun	Dec 27	New York Giants	Noon*	FOX	KFAN/KTLK
Sun	Jan 3	at Green Bay Packers	Noon*	FOX	KFAN/KTLK

Wild Card Playoff Games // January 9-10

Divisional Playoff Games // January 16-17

Conference Championship Games // January 24

Super Bowl 50, Levi's Stadium, Santa Clara, Calif. // February 7